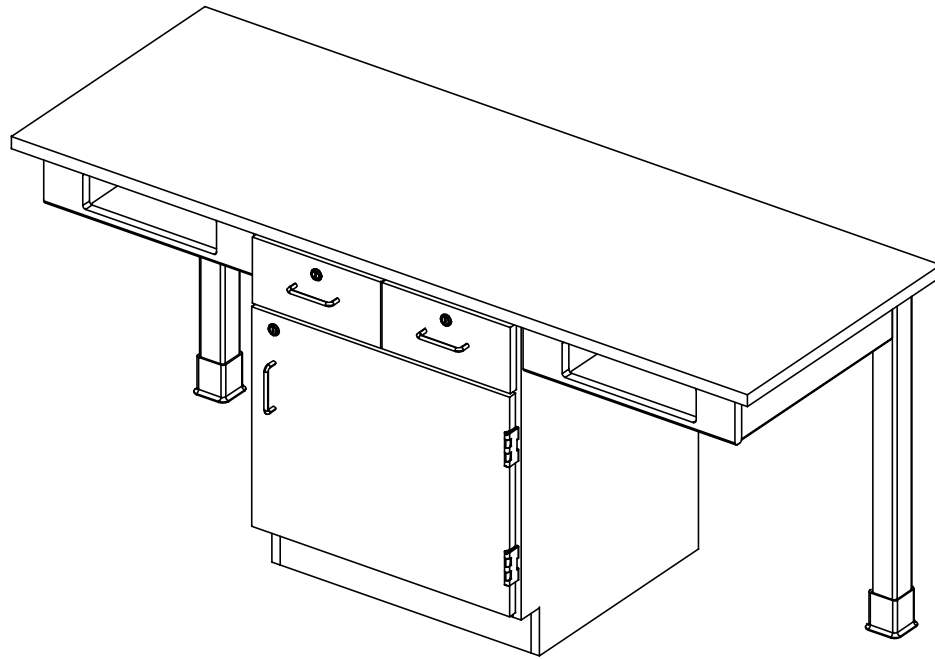


STORAGE CABINET TABLES-SINGLE

2100K, C2100K, 2200K, & C2200K SERIES
ASSEMBLY INSTRUCTIONS



NOTE:

1. MODEL VIEWS MAY NOT REPRESENT EXACT MODEL PURCHASED

DWN BY:	EMK	DWN DATE:	3/15/16
APR BY:		DATE APR:	
APR BY:		DATE APR:	

UNLESS OTHERWISE SPECIFIED
DIMENSION ARE IN INCHES
CABINET SQUARENESS ± .0625
FRACTIONAL VALUES ± 1/32"
- ALL VALUES ± OVERALL -



300 South Krueger Street
Suring, WI 54174
diversifiedwoodcrafts.com

TITLE:
STORAGE CABINET TABLES-SINGLE
ASSEMBLY INSTRUCTIONS

REV.	DESCRIPTION	DATE	NAME	ECN NO.
B	SEPERATED SINGLE UNITS FROM DOUBLE UNITS	10/26/16	EMK	-
A	CREATED DRAWING	3/15/16	EMK	-
REVISION LEVEL				

THIS DRAWING IS THE SOLE PROPERTY OF
DIVERSIFIED WOOD CRAFTS. IT MAY NOT
BE ALTERED OR CHANGED WITHOUT
PERMISSION

DRAWING NUMBER:	SCALE:	SHEET:	REVISION:
STORAGE CABINET TABLES	NTS	1 OF 3	REV B

TOOLS REQUIRED

1/2" WRENCH
1/2" SOCKET AND TORQUE WRENCH - OPTIONAL
CONTACT CEMENT
SCREW DRIVER

ASSEMBLY COMPONENTS

ITEMS INCLUDED	PART #	PART DESCRIPTION	QTY
CABINET ASSEMBLY	VARIES	CABINET STYLES VARY WITH CHOICE OF TABLE STYLE	1
TOP AND APRON ASSEMBLY	N/A	TOP ASSEMBLY (FACTORY ASSEMBLED)	1
LEGS	500100	LEG,OAK 2.25X2.25X28.25	2
LEG HARDWARE	520001	LEG HARDWARE KIT, 1 LEG	2
LEG BOOT	100076	LEG BOOT,BLK,RUBBER	2
RUBBER BASE MOLDING	100283	RUBBER BASE MOLDING(SOLD BY FOOT)	7.5
STAINLESS STEEL CORNERS	100057	CORNERS-STAINLESS STEEL,BASE	4
SCREWS - BASE	100064	SCREW,#6X1/2 PTH SMS SS SCREW	16

NOTE:

1.

DWN BY:	EMK	DWN DATE:	3/15/16
APR BY:		DATE APR:	
APR BY:		DATE APR:	

UNLESS OTHERWISE SPECIFIED
DIMENSION ARE IN INCHES

CABINET SQUARENESS ± .0625
FRACTIONAL VALUES ± 1/32"
- ALL VALUES ± OVERALL -



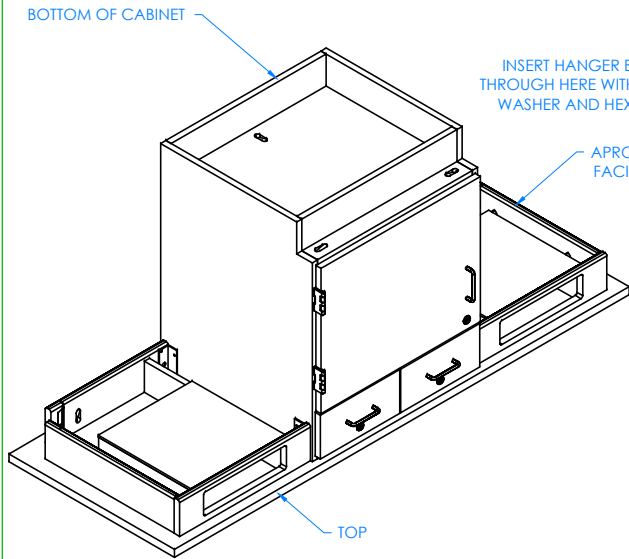
300 South Krueger Street
Suring, WI 54174
diversifiedwoodcrafts.com

TITLE:
STORAGE CABINET TABLES-SINGLE
TOOLS AND ASSEMBLY COMPONENTS

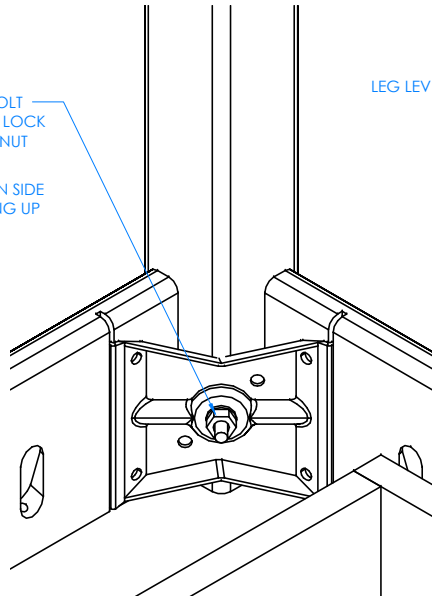
REV.	DESCRIPTION	DATE	NAME	ECN NO.
B	SEPERATED SINGLE UNITS FROM DOUBLE UNITS	10/26/16	EMK	-
A	CREATED DRAWING	3/15/16	EMK	-
REVISION LEVEL				

THIS DRAWING IS THE SOLE PROPERTY OF
DIVERSIFIED WOOD CRAFTS. IT MAY NOT
BE ALTERED OR CHANGED WITHOUT
PERMISSION

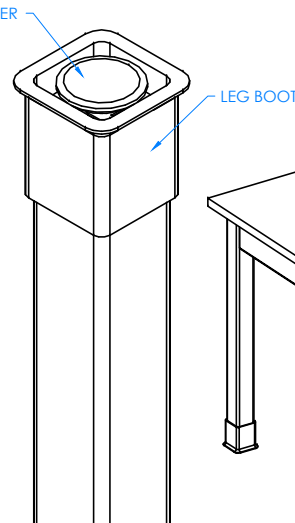
DRAWING NUMBER:	SCALE:	SHEET:	REVISION:
STORAGE CABINET TABLES	NTS	2 OF 3	REV B



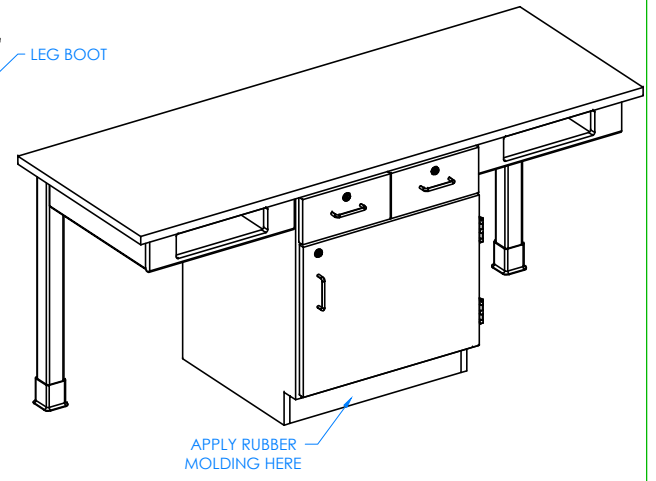
STEP 1:
 LAY THE TABLE ON THE FLOOR, WITH APRON SIDE AND BOTTOM OF CABINET FACING UP. BE SURE TOP ASSEMBLY IS ON A CLEAN SURFACE TO PREVENT DAMAGE. YOU WILL NEED TWO OR THREE OTHER PEOPLE TO HELP WITH THIS STEP, AS TOP ASSEMBLY WILL BE HEAVY.



STEP 2:
 INSERT HANGER BOLT ON ONE OF THE LEGS THROUGH THE CORNER BRACKET AND INSERT LOCK WASHER AND HEX NUT. TIGHTEN NUT USING A 1/2" WRENCH OR 1/2" SOCKET AND TORQUE WRENCH, TO A MINIMUM OF 12FT LBS BUT NOT TO EXCEED 17FT LBS. REPEAT FOR OTHER LEG.



STEP 3:
 SLIDE LEG BOOTS ONTO LEGS WITH FLARED END TOWARD THE BOTTOM OF LEG. SCREW LEG LEVELERS INTO T-NUT ON BOTTOM OF THE LEG.



STEP 4:
 TURN UNIT OVER ONTO LEGS. SET TABLE IN PLACE AND ADJUST LEG LEVELERS TO LEVEL THE TABLE. ATTACH RUBBER MOLDING TO BASE OF CABINET USING CONTACT CEMENT. AFTER MOLDING IS IN PLACE, SCREW STAINLESS STEEL CORNER BRACKETS ON EACH CORNER OVER BASE MOLDING WITH THE SCREWS PROVIDED.

NOTE:

- 1.

DWN BY:	EMK	DWN DATE:	3/15/16
APR BY:		DATE APR:	
APR BY:		DATE APR:	



300 South Krueger Street
 Suring, WI 54174
 diversifiedwoodcrafts.com

UNLESS OTHERWISE SPECIFIED
 DIMENSION ARE IN INCHES
 CABINET SQUARENESS ± .0625
 FRACTIONAL VALUES ± 1/32"
 - ALL VALUES ± OVERALL -

TITLE:
**STORAGE CABINET TABLES-SINGLE
 ASSEMBLY INSTRUCTIONS**

REV.	DESCRIPTION	DATE	NAME	ECN NO.
B	SEPERATED SINGLE UNITS FROM DOUBLE UNITS	10/26/16	EMK	-
A	CREATED DRAWING	3/15/16	EMK	-
REVISION LEVEL				

THIS DRAWING IS THE SOLE PROPERTY OF
 DIVERSIFIED WOOD CRAFTS. IT MAY NOT
 BE ALTERED OR CHANGED WITHOUT
 PERMISSION

DRAWING NUMBER:	SCALE:	SHEET:	REVISION:
STORAGE CABINET TABLES	NTS	3 OF 3	REV B