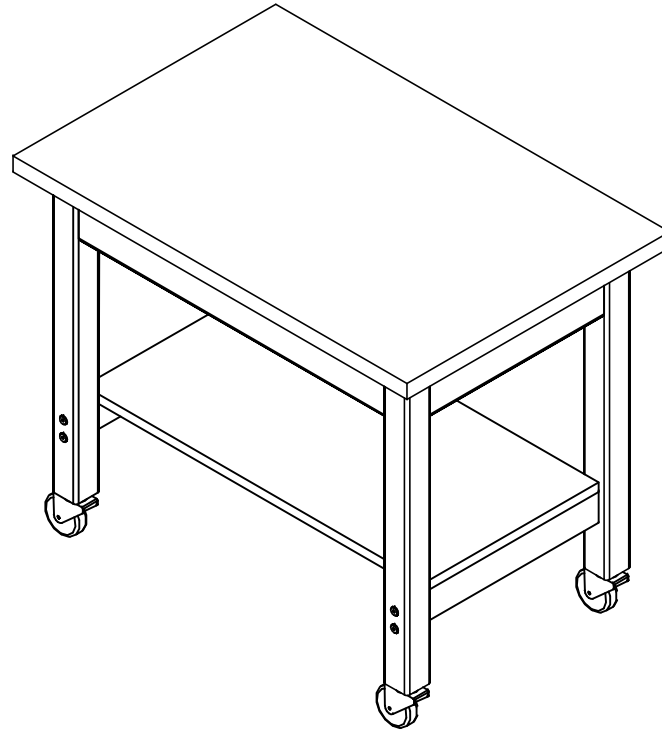


MOBILE DEMO CART

4501K & 4502K

ASSEMBLY INSTRUCTIONS



NOTE:

1. MODEL VIEWS MAY NOT REPRESENT EXACT MODEL PURCHASED

DWN BY:	EMK	DWN DATE:	11/15/16
APR BY:		DATE APR:	
APR BY:		DATE APR:	

UNLESS OTHERWISE SPECIFIED
DIMENSION ARE IN INCHES
CABINET SQUARENESS ± .0625
FRACTIONAL VALUES ± 1/32"
- ALL VALUES ± OVERALL -



300 South Krueger Street
Suring, WI 54174
diversifiedwoodcrafts.com

TITLE:
MOBILE DEMO CART
ASSEMBLY INSTRUCTIONS

A	DESCRIPTION	DATE	NAME	ECN NO.
REVISION LEVEL				

THIS DRAWING IS THE SOLE PROPERTY OF
DIVERSIFIED WOOD CRAFTS. IT MAY NOT
BE ALTERED OR CHANGED WITHOUT
PERMISSION

DRAWING NUMBER:	SCALE:	SHEET:	REVISION:
4501K & 4502K	NTS	1 OF 4	REV A

TOOLS REQUIRED

1/2" WRENCH
1/2" SOCKET AND TORQUE WRENCH - OPTIONAL
4MM ALLEN WRENCH
SCREW DRIVER

ASSEMBLY COMPONENTS

ITEMS INCLUDED	PART #	PART DESCRIPTION	QTY
TOP AND APRON ASSEMBLY	N/A	TOP ASSEMBLY (FACTORY ASSEMBLED)	1
LEGS WITH CASTERS	500100	LEG,OAK 2.25X2.25X28.25	4
BRACES	N/A	LEG BRACE - 16.00" LONG	2
SHELF	N/A	SHELF - 15.875" W X 31.125" L	1
CONFIRMATS - LEGS	227578	SCREW,7MMX90MM,CONN,ALLENHEAD, BLACK	8
SCREWS - SHELF	100066	SCREW,#8X1.5 FSQ SMS TYPE 17	4
WASHER - CORNER LEG BRACKET	100039	WASHER,SPLIT LOCK 5/16	4
HEX NUT - CORNER LEG BRACKET	100044	NUT,HEX 5/16-18 STEEL ZINC	4

NOTE:

- TOPS ARE EITHER PLAM OR CHEMGUARD.

DWN BY:	EMK	DWN DATE:	11/15/16
APR BY:		DATE APR:	
APR BY:		DATE APR:	

UNLESS OTHERWISE SPECIFIED
DIMENSION ARE IN INCHES
CABINET SQUARENESS ± .0625
FRACTIONAL VALUES ± 1/32"
- ALL VALUES ± OVERALL -



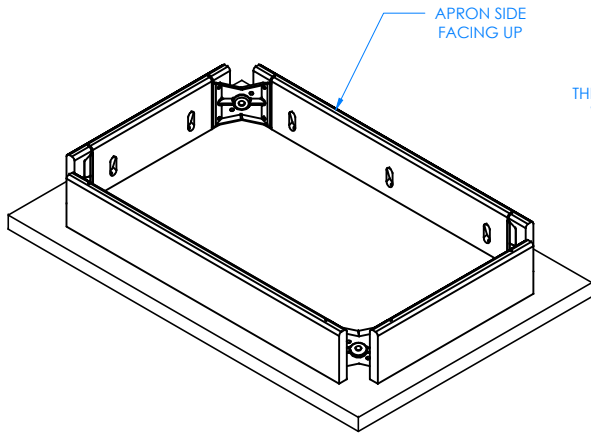
300 South Krueger Street
Suring, WI 54174
diversifiedwoodcrafts.com

TITLE:
MOBILE DEMO CART
TOOLS AND ASSEMBLY COMPONENTS

A	DESCRIPTION	DATE	NAME	ECH NO.
	CREATED ASSEMBLY INSTRUCTIONS	11/15/16	EMK	-
REV.				

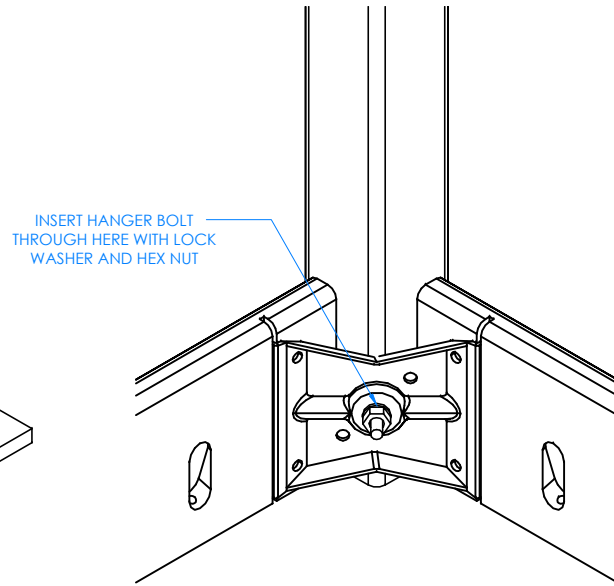
THIS DRAWING IS THE SOLE PROPERTY OF
DIVERSIFIED WOOD CRAFTS. IT MAY NOT
BE ALTERED OR CHANGED WITHOUT
PERMISSION

DRAWING NUMBER:	SCALE:	SHEET:	REVISION:
4501K & 4502K	NTS	2 OF 4	REV A



STEP 1:

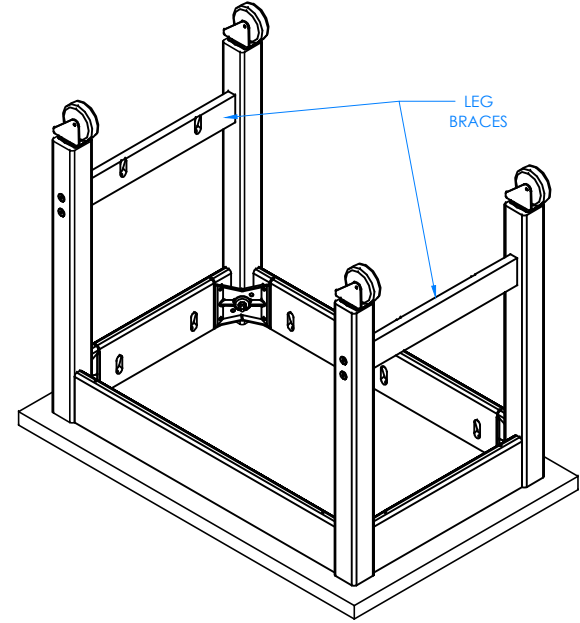
LAY TOP ASSEMBLY ON FLOOR WITH APRON SIDE FACING UP. BE SURE TOP ASSEMBLY ON A CLEAN SURFACE TO PREVENT DAMAGE .



CLOSE UP OF CORNER LEG ASSEMBLY

STEP 2:

INSERT HANGER BOLT ON ONE OF THE LEGS THROUGH THE CORNER BRACKET AND INSERT LOCK WASHER AND HEX NUT. SCREW ON NUT USING A 1/2" WRENCH OR 3/8" SOCKET AND TORQUE WRENCH BUT DO NOT TIGHTEN ALL THE WAY. REPEAT FOR OTHER 3 LEGS.



STEP 3:

USING A 4MM ALLEN WRENCH, INSERT THE CONFIRMATS INTO ONE OF THE LEGS AND SCREW INTO THE BRACE. REPEAT FOR THE OTHER 3 LEGS. MAKE SURE BRACES ARE STRAIGHT AND ALL CONFIRMATS ARE TIGHT. GO BACK TO STEP 2 AND TIGHTEN UP THE HANGER BOLTS FOR EACH LEG USING A 1/2" WRENCH OR 3/8" SOCKET AND TORQUE WRENCH, TO A MINIMUM OF 12FT LBS BUT NOT TO EXCEED 17FT LBS .

NOTE:

1.

DWN BY:	EMK	DWN DATE:	11/15/16
APR BY:		DATE APR:	
APR BY:		DATE APR:	

UNLESS OTHERWISE SPECIFIED
DIMENSION ARE IN INCHES
CABINET SQUARENESS ± .0625
FRACTIONAL VALUES ± 1/32"
- ALL VALUES ± OVERALL -



300 South Krueger Street
Suring, WI 54174
diversifiedwoodcrafts.com

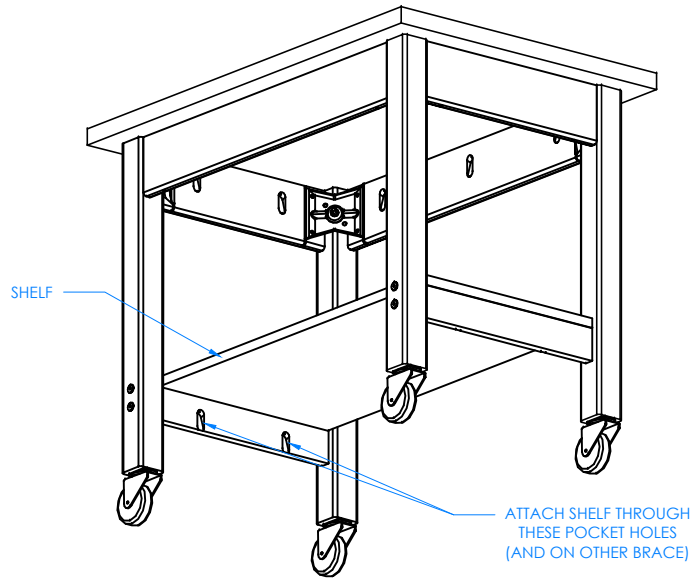
TITLE:
MOBILE DEMO CART
ASSEMBLY INSTRUCTIONS

REV.	DESCRIPTION	DATE	NAME	ECH NO.
A	CREATED ASSEMBLY INSTRUCTIONS	11/15/16	EMK	-
REVISION LEVEL				

THIS DRAWING IS THE SOLE PROPERTY OF
DIVERSIFIED WOOD CRAFTS. IT MAY NOT
BE ALTERED OR CHANGED WITHOUT
PERMISSION

DRAWING NUMBER:
4501K & 4502K

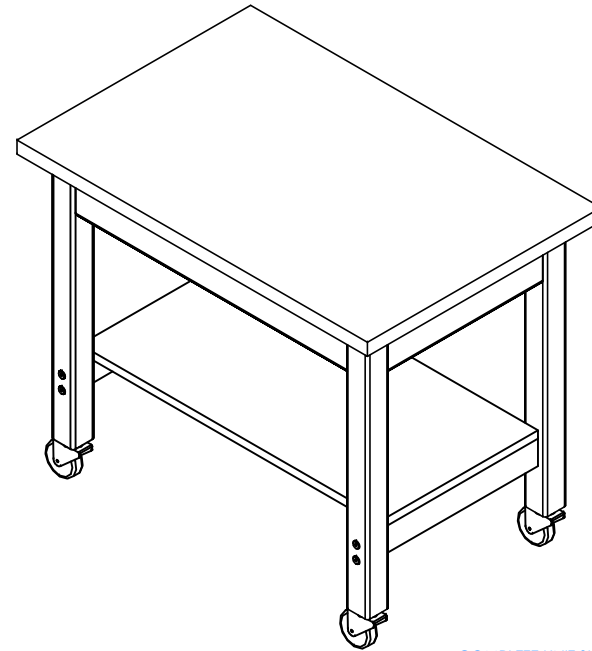
SCALE:	SHEET:	REVISION:
NTS	3 OF 4	REV A



UNDERSIDE OF TABLE SHOWN

STEP 4:

TURN TABLE OVER SO TOP IS UP. ATTACH THE SHELF TO THE TOP OF BRACES BY GOING UNDERNEATH THE TABLE AND INSERTING THE SCREWS PROVIDED INTO THE POCKET HOLES IN EACH BRACE.



COMPLETE UNIT SHOWN

STEP 5:

SET YOUR TABLE IN PLACE.

NOTE:

- 1.

DWN BY:	EMK	DWN DATE:	11/15/16
APR BY:		DATE APR:	
APR BY:		DATE APR:	

UNLESS OTHERWISE SPECIFIED
DIMENSION ARE IN INCHES
CABINET SQUARENESS ± .0625
FRACTIONAL VALUES ± 1/32"
- ALL VALUES ± OVERALL -



300 South Krueger Street
Suring, WI 54174
diversifiedwoodcrafts.com

TITLE:
MOBILE DEMO CART
ASSEMBLY INSTRUCTIONS

A	DESCRIPTION	DATE	NAME	ECH NO.
1	CREATED ASSEMBLY INSTRUCTIONS	11/15/16	EMK	-
REVISION LEVEL				

THIS DRAWING IS THE SOLE PROPERTY OF
DIVERSIFIED WOOD CRAFTS. IT MAY NOT
BE ALTERED OR CHANGED WITHOUT
PERMISSION

DRAWING NUMBER:
4501K & 4502K

SCALE:	SHEET:	REVISION:
NTS	4 OF 4	REV A