




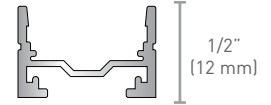
EXTRUSION STYLES AND FEATURES

SQUARE




Top View



Profile




MOUNTING



Features

- ▶ Surface mount using magnets, U-Clips or screws
- ▶ Easily slide magnets into channel on bottom of light

Available stock finishes



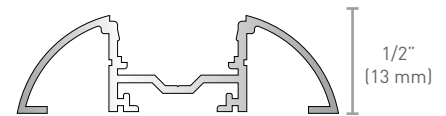
End Caps Sold Separately

CURVE




Top View



Profile




MOUNTING



Features

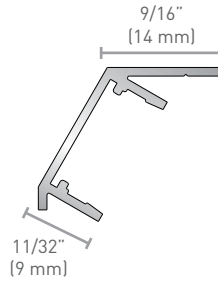
- ▶ Surface mount using magnets, U-Clips or screws
- ▶ Easily slide magnets into channel on bottom of light

Available stock finishes

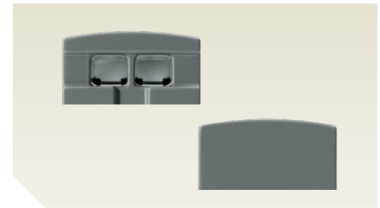
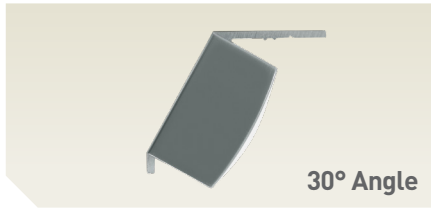


End Caps Sold Separately

▶▶▶ ANGLE



MOUNTING




End Caps
Sold Separately

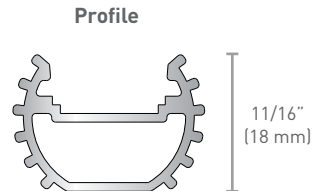
Features

- ▶ For corner mounting with screws only
- ▶ Fixture directs light at 30° angle

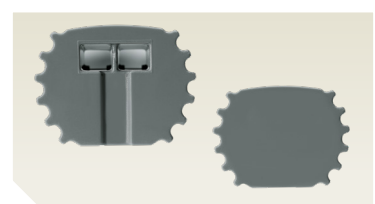
Available stock finishes



▶▶▶ ROUND



MOUNTING




End Caps
Sold Separately

Features

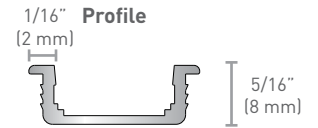
- ▶ U-Clip mounting allows fixture to be rotated in 15° increments either direction (30°, 15°, 0°, -15°, -30°)

Available finishes




▶▶▶ RECESSED

Top View



MOUNTING



End Caps
Sold Separately

Features

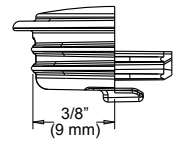
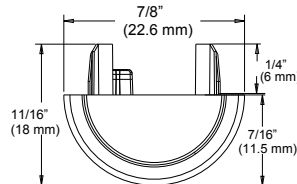
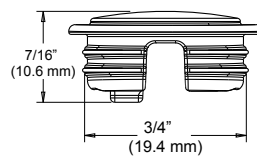
- ▶ Grooved sides allow extrusion to pressure fit into place*
- ▶ Uses standard FlexTape starter lead

*With Endcap: Route a channel in wood 21/64" (8.33 mm) depth minimum x .750" (19 mm) width and pressure fit this extrusion in place.

Without Endcap: Route a channel in wood 9/32" (7.14 mm) depth minimum x .750" (19 mm) width and pressure fit this extrusion in place.

Recessed extrusion uses standard FlexTape starter lead. (L-LED-TPEPKT-2M-1)

Recessed End Cap Dimensions:



Available finishes



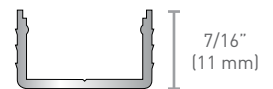
Satin Nickel (SC) Black (BL)

▶▶▶ FLUSH

Top View



Profile



MOUNTING



No End Caps

Features

- ▶ No end caps...this extrusion is meant for channels that go the entire width or height of the casework
- ▶ Comes with milk diffuser (unattached)
- ▶ Uses standard FlexTape starter lead

*Route a channel in wood 7/16" (11mm) x .750" width and pressure fit this extrusion in place.

Flush extrusion uses standard FlexTape starter lead. (L-LED-TPEPKT-2M-1)

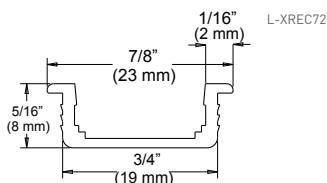
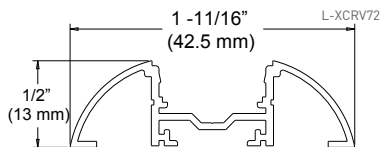
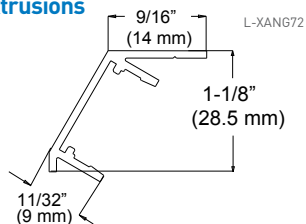
Available finishes



Satin Nickel (SC)

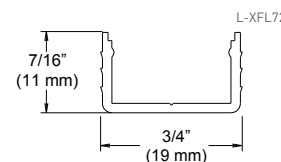
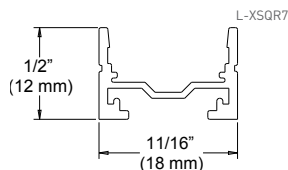
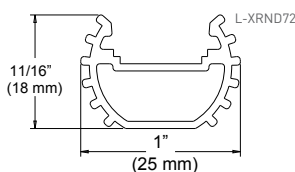
Required Items

Extrusions



Part #	Description	Suggested List Price
L-XANG72-SC-1	72" (1.8 m) Angled Extrusion Satin Clear	\$45.95
L-XANG72-**-1	72" (1.8 m) Angled Extrusion Other Finishes*	\$69.30
L-XCRV72-SC-1	72" (1.8 m) Curved Extrusion Satin Clear	\$67.85
L-XCRV72-**-1	72" (1.8 m) Curved Extrusion Other Finishes*	\$81.05
L-XREC72-SC-1	72" (1.8 m) Recessed Extrusion Satin Clear	\$39.75
L-XREC72-BL-1	72" (1.8 m) Recessed Extrusion Black	\$47.55
L-XRND72-SC-1	72" (1.8 m) Round Extrusion Satin Clear	\$55.10
L-XRND72-BL-1	72" (1.8 m) Round Extrusion Black	\$64.95
L-XSQR72-SC-1	72" (1.8 m) Square Extrusion Satin Clear	\$40.75
L-XSQR72-**-1	72" (1.8 m) Square Extrusion Other Finishes*	\$63.80
L-XFL72-SC-1	72" (1.8 m) Flush Extrusion Satin Clear with Milk Diffuser	\$40.90

**Insert BL for Black, WH for White, DC for Dark Cherry, NSM for Natural Soft Maple



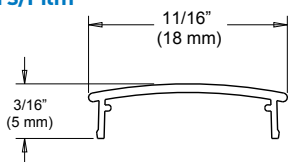
Power Supplies



For details see Power Supplies on Page 418.

Infinex works with all Tresco 12VDC power supplies.

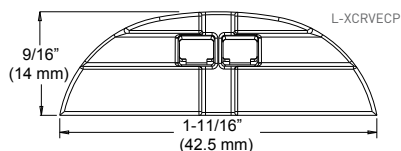
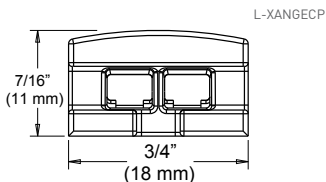
Diffusers/Film



Part #	Description	Suggested List Price
L-X72-DIFF-CL-1	72" (1.8 m) Diffuser Clear	\$16.70
L-X72-DIFF-FR-1	72" (1.8 m) Diffuser Frosted	\$16.70
L-X72-DIFF-MLK-1	72" (1.8 m) Diffuser Milk	\$19.00
L-X72-DBF-1	72" (1.8 m) Diode Blending Film	\$9.55

Diode Blending Film to be used with clear diffuser only. Flush extrusion come with its own diffuser.

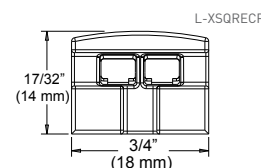
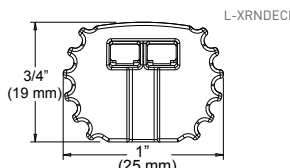
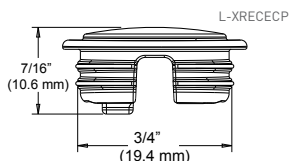
End Cap Sets




Part #	Description	Suggested List Price
L-XANGECP-GY-1	Angled end cap set, Gray	\$4.05
L-XANGECP-**-1	Angled end cap set, Other Colors*	\$4.65
L-XCRVECP-GY-1	Curved end cap set, Gray	\$4.05
L-XCRVECP-**-1	Curved end cap set, Other Colors*	\$4.65
L-XRECECP-GY-1	Recessed end cap set, Gray	\$4.05
L-XRECECP-BL-1	Recessed end cap set, Black	\$4.65
L-XRNDECP-GY-1	Round end cap set, Gray	\$4.05
L-XRNDECP-BL-1	Round end cap set, Black	\$4.65
L-XSQRECP-GY-1	Square end cap set, Gray	\$4.05
L-XSQRECP-**-1	Square end cap set, Other Colors*	\$4.65

**Insert BL for Black, WH for White, B1 for Dark Brown, B2 for Tan

Flush extrusion does not take end caps.



Starter Cord

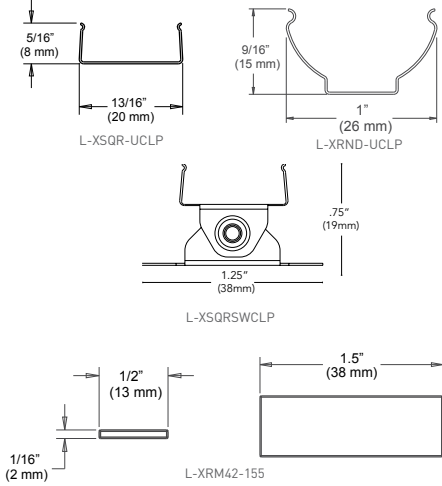


Part #	Description	Suggested List Price
L-XPKT-2M-WH-1	79" (2 m) Starter Cord White	\$10.15
L-XPKT-2IN-WH-1	2" (50 mm) Starter Cord White	\$4.95
L-XPKT-2M-BL-1	79" (2 m) Starter Cord Black	\$10.15
L-XPKT-2IN-BL-1	2" (50 mm) Starter Cord Black	\$4.95

To be used on square, curved, round and angled extrusions only.
 Recessed and Flush extrusions uses standard FlexTape starter lead. (L-LED-TPEPKT-2M-1)

Optional Items

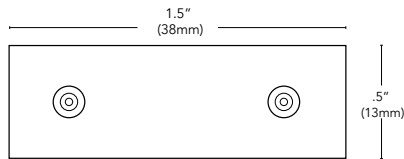
U-Clips/Magnets



Part #	Description	Suggested List Price
L-XRND-UCLP-1	Round U-Clips Set (2 Clips)	\$2.90
L-XSQR-UCLP-1	Square/Curved U-Clips Set (2 Clips)	\$2.90
L-XSQRSWCLP-1	Square/Curved Swivel Clips Set (2 Clips)	\$5.20
L-XRM42-155-1	Set of 2 Magnets	\$5.50

One U-Clip/magnet is recommended for every 1 ft. (.3 m) of extrusion.
 No. #4 Phillips flat head screws are included with each U-Clip set.

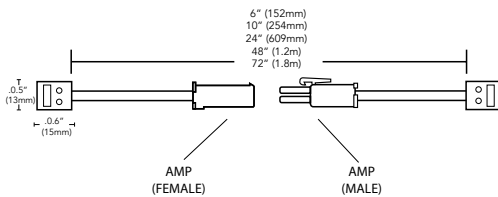
Couplers



Part #	Description	Suggested List Price
L-EXTBTB10-1	Pack of 10 Couplers	\$24.05

To be used on square and curved extrusions only.

Linking Cords



Part #	Description	Suggested List Price
L-XLNK-15-**-1	6" (15 cm) 12VDC Infinex Linking Cord	\$11.15
L-XLNK-25-**-1	10" (25 cm) 12VDC Infinex Linking Cord	\$11.60
L-XLNK-60-**-1	24" (60 cm) 12VDC Infinex Linking Cord	\$13.20
L-XLNK-120-**-1	48" (120 cm) 12VDC Infinex Linking Cord	\$14.50
L-XLNK-180-**-1	72" (180 cm) 12VDC Infinex Linking Cord	\$16.40

** Insert BL from Black and WH for White
 End Caps not used on linked extrusion ends.