

FR 5210.ECD

SLIDE TYPE:	Heavy-Duty Full-Extension Ball Bearing Drawer Slide - with Easy Close Device
MOUNTING:	Side Mount

WIDTH:	12.9 mm (0.51 in.)
LOAD CAPACITY:	dynamic up to 90 kg (200 lbs.)

New Product
Please inquire for lead time




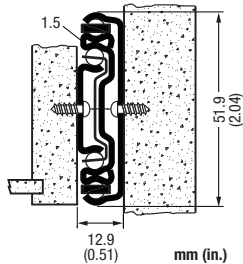
ECD mechanism provides self-closing and impact absorbing soft-close feature.

Rear, front and bottom mounting brackets are available. See the brackets page.

MATERIAL:	cold rolled steel
------------------	-------------------

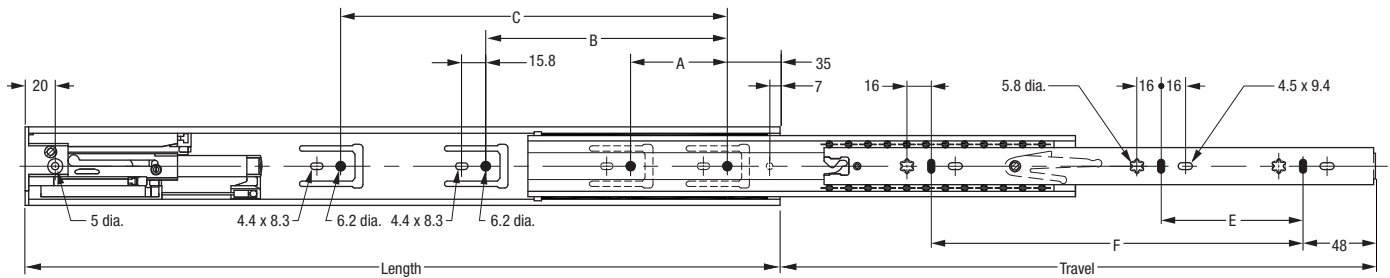
FEATURES:	steel ball bearings
------------------	---------------------

SPECIFICATIONS:	<ul style="list-style-type: none"> ▶ precision ball bearing drawer slide for heavy-duty applications in office furniture, architectural millwork and institutional applications ▶ drawer profile features an easy to operate disconnect finger release trigger ▶ system 32 compatible hole locations ▶ drawer slide is non-handed, and has a hold-close detent ▶ over-extension of 25mm (1 in.) is standard ▶ new ECD Easy Close Device
------------------------	-----------------------------------------------------------------------------------------------------------------------------------------------------------------------------------------------------------------------------------------------------------------------------------------------------------------------------------------------------------------------------------------------------------------------------------------------------------------------------------------------------



CAUTION:	▶ Temperature range 10°C-40°C (50°F-104°F)
-----------------	--------------------------------------------

12.9 mm (0.51 in.) is the actual size of the slide. Allow a min. of 13 mm (0.51 in.) for clearance and a maximum of 13.5 mm (0.53 in.).



Length	Travel	Cabinet Profile:			Drawer Profile:		Weight	Order No. zinc					
		A	B	C	E	F							
mm	in	mm	in	mm	in	mm	in	kg. lbs.					
400	15.75	425	16.73	64	2.52	160	6.30	96	3.78	288	11.34	*	400110
450	17.72	475	18.70	64	2.52	224	8.82	128	5.04	320	12.60	*	400111
500	19.69	525	20.69	64	2.52	256	10.18	128	5.04	352	13.86	*	400112
550	21.65	575	22.64	64	2.52	224	8.82	320	12.60	416	16.38	*	400113
600	23.62	625	24.61	64	2.52	224	8.82	352	13.86	448	17.64	*	400115
650	25.59	675	26.58	64	2.52	224	8.82	416	16.38	512	20.16	*	400116
700	27.56	725	28.54	64	2.52	224	8.82	416	16.38	544	21.42	*	*

Packing Unit: Lengths 400 and 450 10 pair per box. Lengths 500 and 550 8 pair per box. Lengths 600 through 700 6 pair per box.

* on request