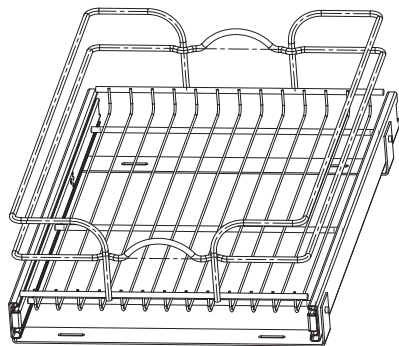
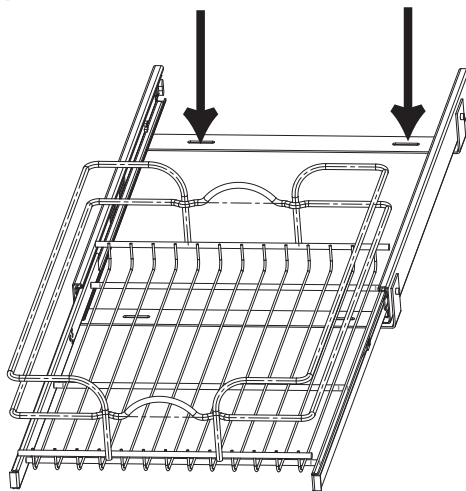


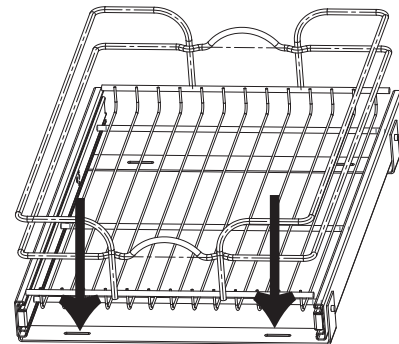
REV-A-SHELF®



Step 1. Place entire unit into cabinet at desired location. Make sure adequate space is available for door closing, etc.



Step 2. Slide drawer out half way to allow for installation of rear screws into cabinet floor.



Step 3. Install front slides to cabinet floor with provided screws