

Clean Air™ AIR LINE FILTERS AND CONTROL UNITS

Air Filtration and Regulation Systems Remove Dirt, Oil Vapor, and Water from Air Lines

HAF-518 Quick Facts:


- 1st Stage 5 micron filter
- 2nd Stage .01 micron filter
- Easier maintenance comes with manual flexible drain




Order No.	Model No.	Description
130098	HAF-518	Two-stage filtration system, including centrifugal and coalescer w/ 60 CFM regulator
130041	13-0041	100 CFM air line filter
130042	13-0042	100 CFM air line filter w/ 60 CFM regulator

ACCESSORIES

130093 / HAR-600
60 CFM regulator w/gauge



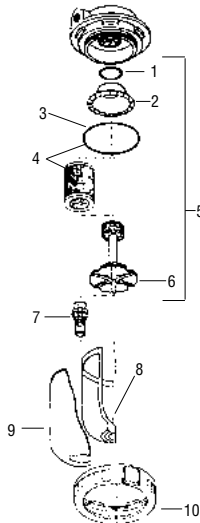
190771 / HAF-18
Automatic drain





Refer to Service Bulletins: SB-6-140, SB-6-147, SB-6-152

130041 (13-0041) 100 CFM Air Line Filter

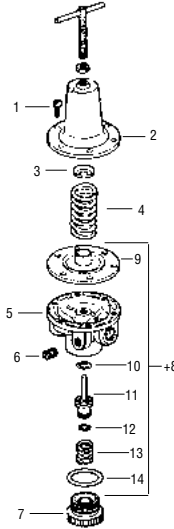


Ref. No.	Order No.	Model No.	Description	Ind. Parts Req.
*1	—	—	Gasket	1
*2	—	—	Baffle	1
●3	—	—	Bowl O-Ring (comes w/#4)	1
4	190727	HAF-6	Filter & O-ring Kit	1
5	190856	HAF-26	Baffle Kit (includes 1,2,& 6)	1
*6	—	—	Element Retainer	1
7	190766	HAF-11	Manual Flexible Drain	1
8	190763	HAF-8	Transparent Plastic Bowl	1
9	191417	HAF-19	Bowl Guard	1
10	190869	HAF-409	Clamp Ring Assembly	1

Optional Accessories

Order No.	Model No.	Description
190564	GA-288	Gauge, 160# – 2" Diameter
190771	HAF-18	Automatic Drain allows maintenance-free drainage
240039	VA-542	Ball Valve
190851	HAF-407	Bracket Assembly for 13-0041 and 13-0042

130059 (HAR-507) 60 CFM Air Regulator

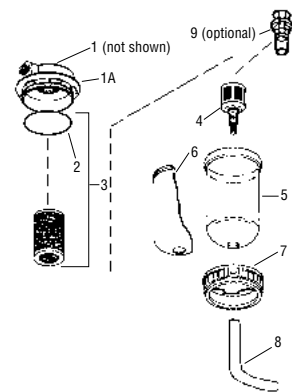


Ref. No.	Order No.	Model No.	Description	Ind. Parts Req.
1	—	—	#10-32x9/16 Fillister Hd. Screw	6
2	191429	HAR-14	Cover	1
3	—	—	Spring Button	1
4	—	—	Diaphragm Spring	1
5	—	—	Body	1
6	—	—	Pipe Plug 1/4" NPT(M)	1
7	—	—	Bottom Plug	1
+8	191554	KK-4977	Repair Kit (Does NOT incl. #5 & #6) (See contents below)	1

+ Regulator Repair Kit 191554 (KK-4977)

Ref. No.	Description	Qty.
9	Diaphragm Assembly	1
10	O-Ring	1
11	Valve	1
12	O-Ring	1
13	Spring	1
14	O-Ring	1

130027 (HAF-505) 55 CFM Coalescing Filter



Ref. No.	Order No.	Model No.	Description	Ind. Parts Req.
1	190883	HAF-404	Filter Change Indicator	1
1A	—	—	Cover	1
2	—	—	O-Ring (comes w/#3)	1
3	190845	HAF-28	Filter & O-Ring Kit	1
4	190771	HAF-18	Automatic Drain (Standard)	1
5	190763	HAF-8	Plastic Bowl	1
6	191417	HAF-19	Metal Bowl Guard	1
7	190869	HAF-409	Clamp Ring	1
8	—	—	1/2 x 3/8 Vinyl Tubing—6 ft.	1
9	190766	HAF-11	Manual Drain (Optional)	1


NOTE

The regulator on CleanAir Units manufactured prior to 9/97 was 13-0045 (HAR-506). HAR-600 includes HAR-507 Regulator, GA-288 Gauge and VA-542 Ball Valve.

Air Regulators

For Precise Control of Air Delivery

Order No.	Model No.	Description
130516	130516	75 CFM air regulator, gauge and valve (regulator available separately as 130521)
130093	HAR-600	60 CFM air regulator, gauge and valve (regulator available separately as HAR-507)
192242	HAR-511	60 CFM air regulator — Flow through regulator for pressure tanks
130100	HAR-520	50 CFM air regulator - non-relieving (purchase GA-375 gauge separately)



Refer to Service Bulletins SI-6-18-10 and SB-6-147 and Part Sheet 77-2781

130516

Ref. No.	Model No.	Description	Ind. Parts Req.
1	130521	Regulator Kit	1
2	VA-594	Shut-off Valve	1
3	GA-288	Gauge	1

* Lightly grease with enclosed lubricant

Handtight plus 1/4 turn

130100 (HAR-520)

Ref. No.	Model No.	Description	Ind. Parts Req.
1	HAR-520	Regulator Kit	1
7	KK-5088	Repair Kit	1

192242 (HAR-511)

Ref. No.	Model No.	Description	Ind. Parts Req.
1	—	#10-32x9/16 Fillister Hd. Screw	6
2	HAR-14	Cover	1
3	—	Spring Button	1
4	—	Diaphragm Spring	1
5	—	Body	1
6	—	Pipe Plug 1/4" NPT(M)	1
7	—	Bottom Plug	1
8	—	Diaphragm Assy.	1
9	—	O-Ring	1
10	—	Valve	1
11	—	O-Ring	1
12	—	Spring	1
13	—	O-Ring	1

130093 (HAR-600)

Ref. No.	Model No.	Description	Ind. Parts Req.
1	HAR-507*	Regulator	1
2	GA-288	Gauge	1
3	—	1/4" NPT Street Elbow	1
4	VA-542	Ball Valve	1
5	—	1.4" NPT Plug	1

Air Inlet 3/8" NPT

1/4" NPT Outlet

1/4" NPT Outlet

***HAR-507 Regulator**

Ref. No.	Model No.	Description	Ind. Parts Req.
1	—	#10-32x9/16 Fillister Hd. Screw	6
2	HAR-14	Cover	1
3	—	Spring Button	1
4	—	Diaphragm Spring	1
5	—	Body	1
6	—	Pipe Plug 1/4" NPT(M)	1
7	KK-4977	Repair Kit (incl. # 8-13)	1
8	—	Diaphragm Assy	1
9	—	O-Ring	1
10	—	Valve	1
11	—	O-Ring	1
12	—	Spring	1
13	—	O-Ring	1
14	—	Bottom Plug	1

Ref. No.	Model No.	Description	Ind. Parts Req.
1	—	#10-32x9/16 Fillister Hd. Screw	6
2	HAR-14	Cover	1
3	—	Spring Button	1
4	—	Diaphragm Spring	1
5	—	Body	1
6	—	Pipe Plug 1/4" NPT(M)	1
7	—	Bottom Plug	1
8	—	Diaphragm Assy.	1
9	—	O-Ring	1
10	—	Valve	1
11	—	O-Ring	1
12	—	Spring	1
13	—	O-Ring	1

● Available only as part of KK-4977 Repair Kit; order separately.