



Chicago
Pneumatic

Operator's Manual

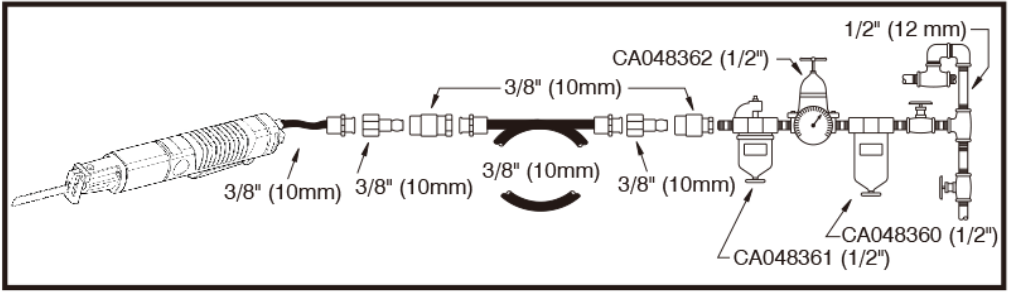
CP7900, CP7901,
CP9881, CP9705, CP9710
Reciprocating Saw & Air File



WARNING

To reduce risk of injury, everyone using, installing, repairing, maintaining, changing accessories on, or working near this tool must read and understand these instructions, as well as separately provided safety instructions part number 6159948790, before performing any such task.

Air Diagram:



* To see in Fig.2 for details.

Fig. 1













Fig. 2

Model	Strike Frequency	Stroke		Overall Length		Weight		Air Consumption @load		Air Inlet	Inner Hose Dia.		Sound Pressure LpA	Sound Power LwA	Vibrations	
	1	3		5		6		7		8	9		10		11	12
bpm	[mm]	[inch]	[mm]	[inch]	[Kg]	[lb]	[Nl/s]	[SCFM]	[inch]	[mm]	[inch]	[dB(A)]	[dB(A)]	[m/s²]	[m/s²]	
CP7900	10000	10	3/8	216	8.5	0.59	1.3	2.6	5.5	1/4	10	3/8	82	93	19.6	5.2
CP7901	10000	25	1	229	9	0.86	1.9	2.6	5.5	1/4	10	3/8	78	89	<2.5	
CP9881	5500	25	1	268	10.5	1	2.2	3.1	6.7	1/4	10	3/8	81	92	<2.5	
CP9705	12000	5	0.2	204	8.03	0.56	1.23	2.8	6	1/4	10	3/8	73	84	5	3
CP9710	8000	10	0.4	250	9.84	0.59	1.3	2.8	6	1/4	10	3/8	63	74	5	3

1. Technical Data (see Fig 2.)

Model	Strike Frequency	Stroke	Overall Length		Weight	Air Consumption @load	Air Inlet	Inner Hose Dia.	Sound Pressure LpA	Sound Power LwA	Vibrations				
											ahd	K			
	1	3	5		6	7	8	9	10	11	12				
bpm	[mm]	[inch]	[mm]	[inch]	[Kg]	[lb]	[Nl/s]	[SCFM]	[inch]	[mm]	[inch]	[dB(A)]	[dB(A)]	[m/s ²]	[m/s ²]

max pressure 6.3 bar (90 psi)

a_{wv} : Vibration level, k Uncertainty ; L_{pA} Sound pressure level dB(A), $K_{pA} = K_{WA} = 3$ dB Uncertainty.

Declaration of noise (ISO 15744) and vibration emission (ISO 28927-8)

All values are current as of the date of this publication. For the latest information please visit www.cp.com.

These declared values were obtained by laboratory type testing in accordance with the stated standards and are suitable for comparison with the declared values of other tools tested in accordance with the same standards. These declared values are not adequate for use in risk assessments and values measured in individual work places may be higher. The actual exposure values and risk of harm experienced by an individual user are unique and depend upon the way the user works, the workpiece and the workstation design, as well upon the exposure time and the physical condition of the user.

We, **CHICAGO PNEUMATIC TOOLS**, cannot be held liable for the consequences of using the declared values, instead of values reflecting the actual exposure, in an individual risk assessment in a work place situation over which we have no control.

This tool may cause hand-arm vibration syndrome if its use is not adequately managed. An EU guide to managing hand-arm vibration can be found at www.neurop.eu/uploads/documents/pdf/PN3-02-NV_Declaration_info_sheet_0111.pdf

We recommend a programme of health surveillance to detect early symptoms which may relate to noise or vibration exposure, so that management procedures can be modified to help prevent future impairment.

2. Machine Type

- No other use permitted. For professional use only.
- Please read the product safety information carefully!

3. Implementation and Operation

- Connect device as shown in Fig.01.
- Fix the accessories properly to the tool.
- To start the machine, simply push the main lever (A). Release the main lever to stop.

4. Lubrication

- If air line lubricator is not used, lubricate with SAE #10 turbine oil or equivalent oil daily before use. Do not burst into full speed operation after lubrication. Recommended lubricant CP Oil PROTECTO-LUBE:
 - 4 oz (0.12l) P/N: CA149661
 - 20.8 oz (0.591l) P/N: CA000046
 - 1gal (3.8l) P/N: P089507

5. Maintenance

- **Follow local country environmental regulations for safe handling and disposal of all components.**
- It's recommended to dismantle the tool for overhauling and cleaning periodically after 500 hours of operation or once every six months.
- Always ensure that the machine is disconnected from energy source (compressed air) to avoid accidental operation.
- High wear parts are underlined in the parts list.
- To keep downtime to a minimum, the following service kits are recommended:
Tune-Up Kit: see part list

6. Disposal

- The disposal of this equipment must follow the legislation of the respective country.
- All damaged, badly worn or improperly functioning devices **MUST BE TAKEN OUT OF OPERATION.**
- **Repair only by technical maintenance staff.**

7. Declaration of conformity

We : **CHICAGO PNEUMATIC Tool Co. 1800 Overview Drive Rock Hill, SC 29730 - USA**

Declare that the product(s): **Reciprocating Saw & Air file**

Machine type(s) : **CP7900, CP7901, CP9881
CP9705, CP9710**

Serial Number: **From 00001 to 99999**

Origin of the product : **TaiWan**

is in conformity with the requirements of the council Directives on the approximation of the laws of the Member States relating : to "Machinery" **2006/42/EC (17/05/2006)** applicable harmonised standard(s) : **EN ISO 1148-12:2010**

Name and position of issuer : **Bruno BLANCHET (General Manager)**

Place & Date : Saint-Herblain, **02/04/2013**



Technical file available from EU headquarter. Bruno Blanchet General manager LLC CP Technocenter 38, rue Bobby Sands - BP10273 44800 Saint Herblain - France

Copyright 2012, Chicago Pneumatic Tool Co. LLC

All rights reserved. Any unauthorized use or copying of the contents or part thereof is prohibited. This applies in particular to trademarks, model denominations, part numbers and drawings. Use only authorized parts. Any damage or malfunction caused by the use of unauthorized parts is not covered by Warranty or Product Liability.