
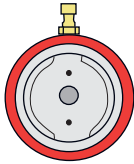
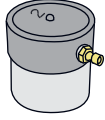
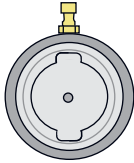

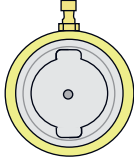


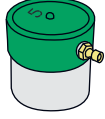
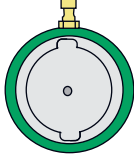
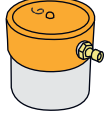
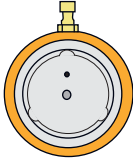

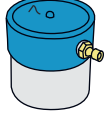
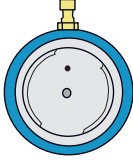
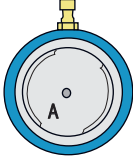
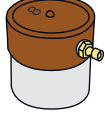
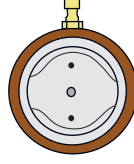
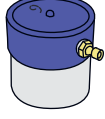
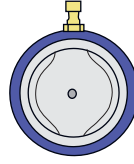
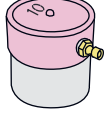
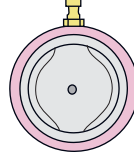
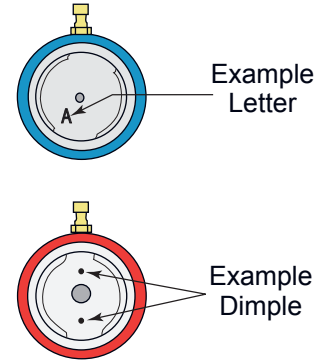


2016 GAS CAP ADAPTER CHART

COLOR / PART NUMBER	IDENTIFYING MARKS
 RED #FPT25-1	
 GREY #FPT25-2	
 YELLOW #FPT25-3	
 BLACK #FPT25-4	
 GREEN #FPT25-5	
 ORANGE #FPT25-6	 OR 
 BLUE #FPT25-7	 OR 
 BROWN #FPT25-8	
 PURPLE #FPT25-9	
 PINK #FPT25-10	

This chart lists all of the current gas cap adapters required for a complete up-to-date kit.

Note: In addition to the color of the cap, check/match the identifying marks machined on the inside of the adapter.



If you need to order additional gas cap adapters to update your kit to the current requirements, please contact Hickok/Waekon Customer Care for pricing and delivery.

1-800-342-5080

