





V-ROD® CLUTCH HUB ALIGNMENT TOOL

Use to align the clutch plates during assembly of the clutch basket. *For more details see No.1130-IS instructions.*

No.1130 - Use on all V-Rod® 2002-present.

LETTERS LASERED ON FACE FOR EASY IDENTIFICATION



CLUTCH HUB PULLER TOOL

Lettered for removal of listed items. *For more details see No.1004-IS instructions.*

No.1004A

- A 45" - Clutch
- B Big Twin - Clutch, all 3, 5 & 10 fingers
- C Big Twin - Alternator Cover
- D Sportster® - Transmission Sprocket
- E Big Twin - Motor Sprocket
- F Sportster® - Clutch (Early)
- G Sportster® - Clutch (Late) And Many More Applications

PARTS AVAILABLE SEPARATELY

NO.	QTY.	DESCRIPTION	PART NO.
1	1	PLATE	1004A-1
2	1	SCREW	1024
3	1	HARDEN TIP	1025
4	1	INSTRUCTION SHEET	1004-IS




V-ROD® CLUTCH HUB LOCKING TOOL

Use to lock the clutch hub assembly in place when removing and installing the clutch hub nut. *For more details see No.1764-IS or No.1667-IS instructions.*

No.1674 - Use on all 2008 to present V-Rod® models.

No.1667 - Use on all 2002-2007 V-Rod® models.



CLUTCH HUB PULLER

Use to remove wet and dry clutch hub without removing clutch release rod. 4 bolts included for dry clutch removal. *For more details see No.95960-IS instructions.*

No.95960-52C - Use on all Big Twin 1936-90.

PARTS AVAILABLE SEPARATELY

NO.	QTY.	DESCRIPTION	PART NO.
1	1	PULLER SCREW	1024
2	1	END PUSHER	2042
3	1	PULLER PLATE	95960-52C-3
4	4	BOLT - DRY CLUTCH REMOVAL	2041
5	1	INSTRUCTION SHEET	95960-IS