












Type	Description	Part Number	Std. Pkg. Qty.
LIGHT WEIGHT TOE DOLLY	 Designed for flat surfaces. All the features of a toe dolly. Sizes 4-3/4" x 2-1/4" x 11/16". Weight 1.8 lb	1057	1
TOE DOLLY	 Thinness and length provide easy accessibility to narrow pockets. Large, flat face is frequently used in shrinking and dinging flat panels. The flat sides furnish a convenient anvil for repairing flanges. Sizes 4-3/4" x 2-3/8" x 1-1/8". Weight 3.0 lb	1058	1
SHRINKING DOLLY (SERRATED)	 Shaped like a toe dolly but has one face covered with raised serrations for shrinking metal stretched by dents. Weight 3.4 lb	1058S	1
HEEL DOLLY	 Design makes it possible to reach easily into sharp corners and wide radii. These features are exclusive to the Heel Dolly and continue its high demand. Sizes 3-1/4" x 2-1/2" x 1-7/16". Weight 2.7 lb	1059	1
GENERAL PURPOSE DOLLY	 Provides convenient and comfortable hand hold during heaviest blows. Weight, balance and several differently crowned working faces, together with two beading and flange lips, give this dolly broad general use. Sizes 2-7/8" x 2-3/8" x 2-1/4". Weight 3 lb	1060	1
UTILITY DOLLY	 High-crown dolly with one narrow beading edge. Thick rounded sides are useful in short radii curves. Wide application of uses in high-crown portions of hoods, fenders and body panels. Sizes 3-1/8" x 3" x 1-5/8". Weight 2.9 lb	1061	1
EGG SHAPED DOLLY	 This unique shape with high crown design is a very popular shape, with many different curves and angles. Sizes 1-5/8" x 2-1/2" x 3-3/4". Weight 3.1 lb	1064	1
LIGHT WEIGHT WEDGE DOLLY	 Short, slender general purpose Dolly. Good hand grip. Also used for beads or flanges on fenders. Thin edge is useful for corners and beading. Flat side works under long curve of fender. Size 2-7/64" x 2-1/2" x 4-27/64". Weight 2.7 lb	1065	1
WEDGE DOLLY	 Long, slender general purpose dolly. Widely favored by many body repair men for all-around use. The long, thin lip is very useful in working behind reinforcements. Sizes 5-3/4" x 2-3/8" x 2-3/16". Weight 4 lb	1067	1
LOW CROWN DOLLY	 Specially designed for use on low-crown panels where medium and high-crown dollies would stretch the metal. Angle between the sides and large face is less than 90°, which permits this dolly to reach into the corner of a flanged edge. Size 3-7/8" x 2-3/4" x 1-5/8". Weight 3.3 lb	1068	1
"CHAMPION" HEAVY WEIGHT DOLLY	 Heavy-duty, general purpose fender dolly. A necessity on heavy gauge fenders which resist the blows of lighter dollies. Brings out the toughest damage. Seats comfortably in the hand and protects fingers from a swinging blow. Sizes 3-3/8" x 3-3/8" x 2-11/16". Weight 4.6 lb	1070	1

Part Number	659K
153G	Cross Chisel Straight Hammer
158G	General Purpose Pick Hammer
160G	Heavy Duty Bumping Hammer
164G	Utility Pick Hammer
1058	Toe Dolly Block
1059	Heel Dolly Block
1060	General Purpose Dolly Block
1036	Light Dinging Spoon
1150	Adjustable File Holder
1158F	Body File Standard 14"
BFB	Instruction Manual
BX18	Tool Box



Part Number	691K
153G	Cross Chisel Straight Hammer
156G	Pick Hammer
158G	General Purpose Pick Hammer
160G	Heavy Duty Bumping Hammer
161G	Dinging Hammer
164G	Utility Pick Hammer
1058	Toe Dolly Block
1059	Heel Dolly Block
1060	General Purpose Dolly Block
1036	Light Dinging Spoon
1052	Spoon Dolly
1050	Combination Spoon
1150	Adjustable File Holder
1158F	Body File Standard 14"
162G	Shrinking Hammer
BFB	Instruction Manual
BX18	Tool Box



Part Number	692K
150G	Dinging Hammer
153G	Cross Chisel Straight Hammer
153GB	Cross Chisel Curved Hammer
155G	Fender Bumper
156G	Pick Hammer
156GB	Curved Pick Hammer
158G	General Purpose Pick Hammer
160G	Heavy Duty Bumping Hammer
161G	Dinging Hammer
162G	Shrinking Hammer
164G	Utility Pick Hammer
168G	Cross Peen Finishing Hammer
169G	Large Face Pick Finishing Hammer
1036	Light Dinging Spoon
1050	Combination Spoon
1052	Spoon Dolly
1054	Long Curved Spoon
1058	Toe Dolly Block
1059	Heel Dolly Block
1060	General Purpose Dolly Block
1061	Utility Dolly Block
1068	Low Crown Dolly Block
1091	Heavy Duty Driving Spoon
1150	Adjustable File Holder
1158F	Body File Standard 14"
BFB	Instruction Manual
BX17	Tool Box

