

AIR COUPLERS & PLUGS

COUPLER/PLUG STYLES

- Milton® offers 11 different automotive & industrial styles
- Most styles are not interchangeable. However, couplers & plugs within the same style, from most manufacturers, will work together
- Milton®'s "Match-Up System" ensures that all couplers and plugs with the same letter code can be used together regardless of thread size
- Milton®'s 3-way couplers (page 5) simplify the process by working with A, M® & T style plugs
- Milton®'s 5 in ONE™ universal couplers (page 4) are the ultimate in versatility. They securely connect with A, M®, T, V & L style plugs
- Couplers & plugs are not D.O.T. certified

MILTON® INDUSTRIAL PLUG IDENTIFIER

M-Style®
Milton/Industrial Interchange

$.211$ $\frac{1}{4}$ " FLOW SIZE

PAGE 6

V-Style
High Flow/European Interchange

$.185$ $\frac{1}{4}$ " FLOW SIZE

PAGE 9

A-Style
ARO "210" Interchange

$.325$ $\frac{1}{4}$ " FLOW SIZE

PAGE 10

NOTE: PLUG PROFILES ARE ACTUAL SIZE

T-Style
Tru-flate/Parker Interchange

$.085$ $\frac{1}{4}$ " FLOW SIZE

PAGE 11

L-Style
Lincoln Interchange

$.792$ $\frac{1}{4}$ " FLOW SIZE

PAGE 12

D-Style
Diamond-U Interchange

$.170$ $\frac{1}{4}$ " FLOW SIZE

PAGE 12

P-Style
Tru-flate/Parker Interchange

$.128$ $\frac{3}{8}$ " FLOW SIZE

PAGE 13

H-Style
Milton/Industrial Interchange

$.312$ $\frac{3}{8}$ " FLOW SIZE

PAGE 14

AA-Style
ARO "310" Interchange

$.589$ $\frac{3}{8}$ " FLOW SIZE

PAGE 14

G-Style (.125)
Tru-flate/Parker Interchange

$.125$ $\frac{1}{2}$ " FLOW SIZE

PAGE 15

G-Style (.375)
Milton/Industrial Interchange

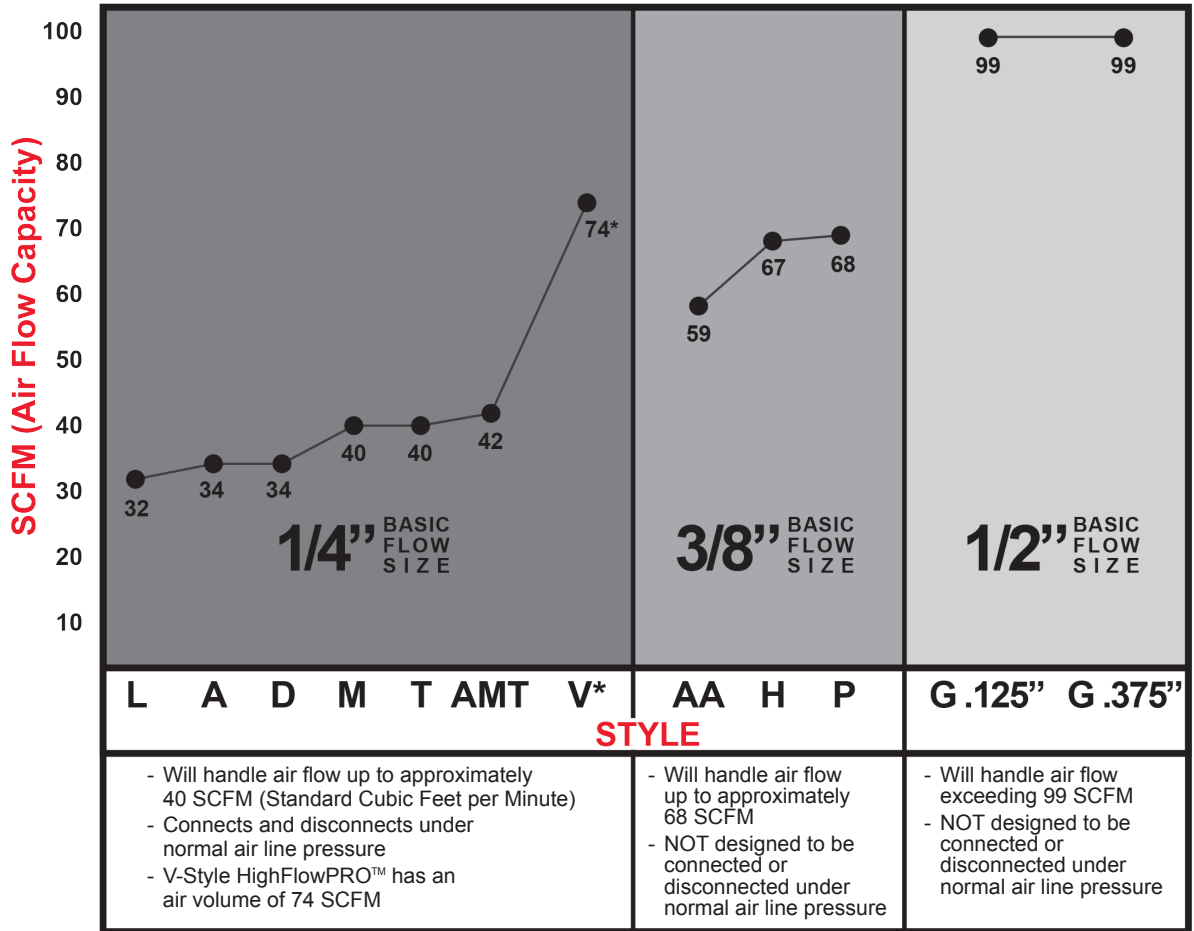
$.375$ $\frac{1}{2}$ " FLOW SIZE

PAGE 15

WARNING: FOR USE WITH COMPRESSED SHOP AIR ONLY. NOT FOR BREATHABLE AIR USE

AIR HANDLING CAPACITY

- Basic Flow Size defines the air flow capacity
- Please do not confuse Basic Flow Size with Thread Size
- Thread Size is not directly related to air flow capacity in any way



L A D M T AMT V* AA H P G.125" G.375"
STYLE

- Will handle air flow up to approximately 40 SCFM (Standard Cubic Feet per Minute)
- Connects and disconnects under normal air line pressure
- V-Style HighFlowPRO™ has an air volume of 74 SCFM
- Will handle air flow up to approximately 68 SCFM
- NOT designed to be connected or disconnected under normal air line pressure
- Will handle air flow exceeding 99 SCFM
- NOT designed to be connected or disconnected under normal air line pressure

*Low Pressure, High Volume

DEFINITION OF TERMS

DRAG GUARD



Protects couplers from accidental disconnection

PUSH-TYPE



Eliminates need to retract coupler sleeve to connect. Convenient and time saving option

PUSH-ON & LOCK

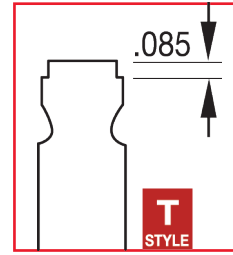
Push cut hose onto hose barb. Locks hose in place. Only for use with Push-on & Lock hose on page 24

RE-CAP


Recap plugs screw directly onto tire valves to allow for direct coupler connection and faster pressurization

T-STYLE TRU-FLATE/PARKER INTERCHANGE

- 1/4" basic flow size
- 3 ball bearing connection
- T-Style plugs are case hardened steel, plated to resist rust
- Maximum inlet pressure: 300 PSI
- Maximum temperature: 250°F
- Air flow: 40 SCFM
- Seals: Buna-N



T-Style Couplers




Boxed Part No.	Bulk Part No.	Retail Part No.	Per Card	NPT (in)	Product Specs		
					Connection	Body	Sleeve
785	785BK	s-785	1	1/4"	Female	Solid Brass	
786	786BK	s-786	1		Male		
787	787BK				Female		Oversized Sleeve Ring
788				3/8"	Female		
789					Male		
786-4				1/4"	1/4" ID Hose Barb		
786-6				3/8"	3/8" ID Hose Barb		
1786-4				1/4"	1/4" ID Push-on & Lock Hose Barb		
1786-6				3/8"	3/8" ID Push-on & Lock Hose Barb		
785ST	785STBK	s-785ST	1	1/4"	Female	Solid Steel	
786ST	786STBK	s-786ST	1		Male		
788ST	788STBK	s-788ST	1	Female			
789ST	789STBK	s-789ST	1	Male			

Boxed Part No.	Description
768	Milton® Synthetic Replacement Washers*

*(Fits all T-Style Couplers except ColorFit® Couplers)

SEE PG. 24 FOR PUSH-ON & LOCK HOSE

T-Style Plugs



Boxed Part No.	Bulk Part No.	Retail Part No.	Per Card	NPT (in)	Product Specs Connection	Material
783	783BK	s-783	2	1/4"	Male	Case Hardened Plated Steel
784	784BK	s-784	2		Female	
779				.305-.32 Size		
1783-6					3/8" ID Push-on & Lock Hose Barb	

T-Style 1/4" Coupler/Plug Kits



Kit Part No.	Kit includes (qty):		
	#785	#783	#784
s-215	1	3	1
s-782	1	1	



WARNING: FOR USE WITH COMPRESSED SHOP AIR ONLY. NOT FOR BREATHABLE AIR USE

COUPLERS
PLUGS
CAM/GROOVE
HOSE REELS
FITTINGS
BIO-GUNS
FRLS
PUSH-TO-CONNECT
INFLATOR GAGES
PRESSURE & SERVICE GAGES
GREASE GUNS
MERCHANDISERS