



**LIFETIME
WARRANTY**

Backed by a Lifetime Warranty, Sunex Impact Sockets are warranted against defects in materials and workmanship for the life of the product. This warranty does not apply to items that have been misused, abused, altered in any way, or worn out from use. Some Adapters, Reducers, and Extra Thin Wall Impact Sockets are sold with out of box warranty.

IMPACT SOCKETS

Since 1984, we've led the market with our solution-based designs and quality materials. All of our Impact Sockets (low-profile, standard, deep, hex drivers, universal joint, specialty, and extensions/adapters) are backed by an industry-leading warranty, so you can rest easy knowing your sockets are guaranteed to perform.

IMPACT SOCKETS

HIGHEST QUALITY. HIGHEST STANDARDS.

RADIUSED CORNERS

Focuses impact on fastener's flat surfaces, increasing torque and reducing wear and rounding to the fastener.

DURABLE CR-MO STEEL

Precision manufactured with chrome-molybdenum steel for high-impact applications.

HEAT TREATED / TEMPERED

Sockets are first heat treated to increase hardness and then tempered to maximize durability.



SPECIALTY SOCKETS

Every job has its own challenges. We offer a wide selection of specialty sockets to handle anything the job calls for.

METRIC

SAE

1/4"
DRIVE

3/8"
DRIVE

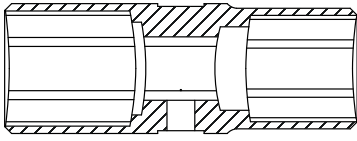
1/2"
DRIVE

3/4"
DRIVE

1"
DRIVE

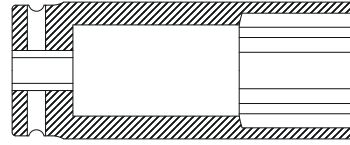
NO-SKIP SIZE SPECTRUM

Sunex Impact Socket Sets include every size in the specification range: Largest to smallest, and everything in between.



1/2" DRIVE INDIVIDUAL FLIP SOCKETS

MODEL	SIZE
2700	3/4" x 13/16"
2701	3/4" x 13/16" Deep
2706	3/4" x 13/16" Thin Wall
2710	7/8" x 15/16" Thin Wall
2712	1" x 1-1/16" Thin Wall
2707	17mm x 19mm
2705	17mm x 21mm Deep
2702	19mm x 21mm
2703	3/4" x 13/16" with 3" Extension Bar
2704	19mm x 21mm Deep
2708	19mm x 21mm Deep Thin Wall
2713	21mm x 22mm



Deep Spindle Nut

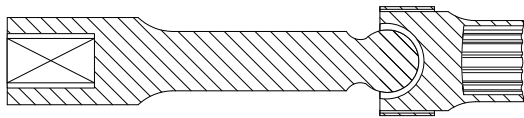
1/2" DRIVE INDIVIDUAL SPINDLE NUT SOCKETS

12 PT. SPINDLE NUT DEEP

MODEL	SIZE	MODEL	SIZE
2801ZD	29mm	2803ZD	35mm
2800ZD	30mm	2802ZD	36mm
2804ZD	32mm	2805ZD	38mm
2806ZD	34mm	2807ZD	39mm

SPINDLE NUT DEEP

MODEL	SIZE	MODEL	SIZE
2830	29mm	2806	35mm
2800	30mm	2802	36mm
2832	32mm	2803	38mm
2834	34mm		



1/2" DRIVE INDIVIDUAL UNIVERSAL DRIVELINE 12 POINT DRIVE SAE & METRIC LIMITED CLEARANCE SOCKETS

MODEL	SIZE	MODEL	SIZE
210ZUDL	5/16"	218ZUDL	9/16"
212ZUDL	3/8"	222ZUDL	11/16"
214ZUDL	7/16"	224ZUDL	3/4"
216ZUDL	1/2"		

MODEL	SIZE	MODEL	SIZE
208ZUMDL	8mm	214ZUMDL	14mm
210ZUMDL	10mm	215ZUMDL	15mm
211ZUMDL	11mm	216ZUMDL	16mm
212ZUMDL	12mm	217ZUMDL	17mm
213ZUMDL	13mm		