



MADE IN THE USA

**KEYSCO TOOLS
DIVISION OF S&H INDUSTRIES**

5200 Richmond Road • Cleveland, OH 44146

Phone 216-831-0550 • Toll Free 800-253-9726 •

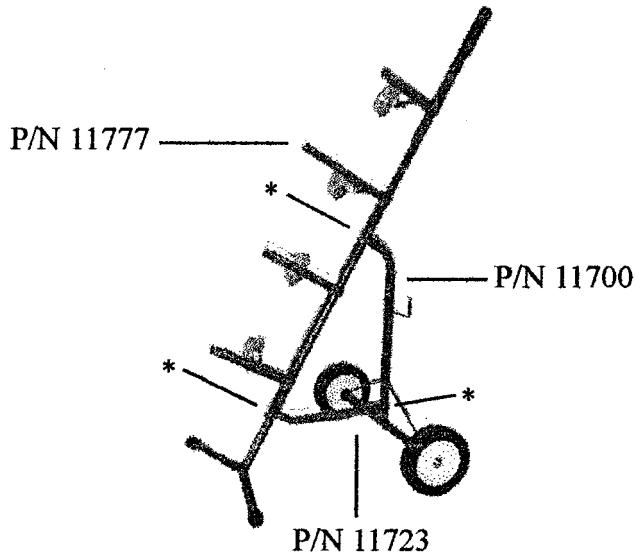
Fax 216-831-9573

www.shindustries.com

E-Mail: www.service@shindustries.com

Rev. 5/15/18

PAPER TREE MASKER – 33004



MAIN FRAME ASSEMBLY

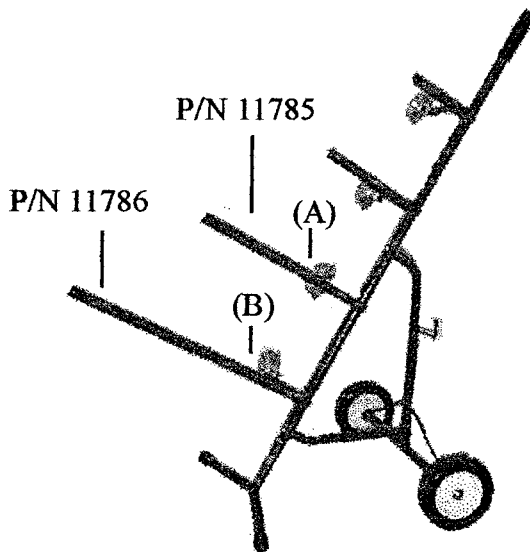
Assemble the main frame by using the three parts shown. Using the three bolts supplied (14-20 x 2”), bolt together the following parts:

P/N11700 – Axle tubing assembly (1 ea.)

P/N11723 – Rear to front support tube (1 ea.)

P/N11777 – Paper tube/handle assembly (1 ea.)

* Shows location where bolt goes through tube. Hand-tighten first, then fully tighten after all three parts are assembled.



PAPER EXTENSION TUBE ASSEMBLY

Insert (P/N 11785) extension tube, 8-1/2” long, into support tube (A).

Insert (P/N 11786) extension tube, 14-1/2” long, into support tube (B).

Extension tubes are constructed for easy assembly.

P/N 11785 Paper extension tube, 8-1/2” long (1 ea.)

P/N 11786 Paper extension tube, 14-1/2” long (1 ea.)

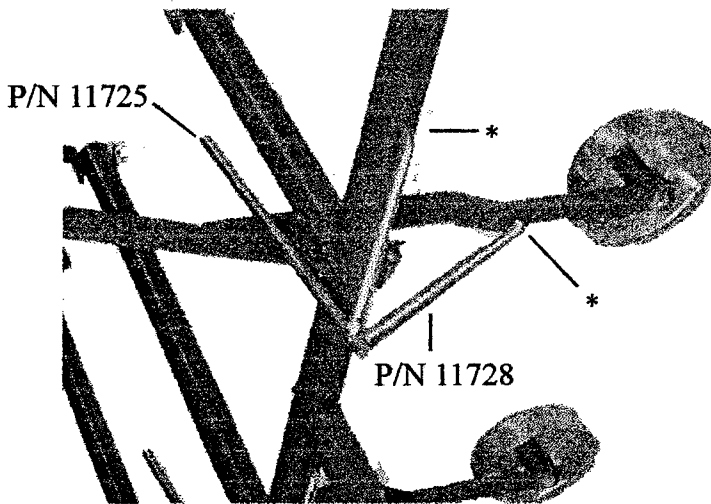
Note: holes in end of extension tube must be in a horizontal position to allow assembly of cutter bar brackets. See next step for this assemble.



MADE IN THE USA

**KEYSCO TOOLS
DIVISION OF S&H INDUSTRIES**

5200 Richmond Road • Cleveland, OH 44146
Phone 216-831-0550 • Toll Free 800-253-9726 •
Fax 216-831-9573
www.shindustries.com
E-Mail: www.service@shindustries.com
Rev. 5/15/18



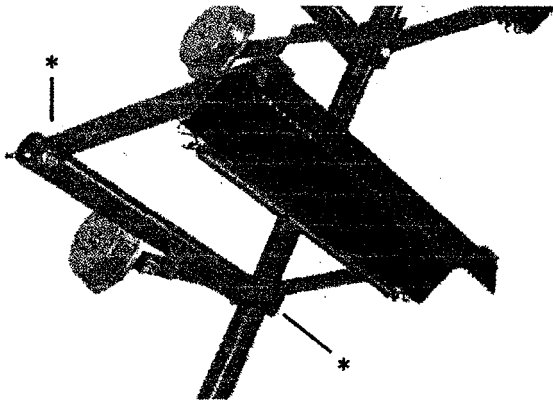
TAPE DEPRESSER ROD & SPRING ASSEMBLY

Assemble tape depresser rods by inserting in holes which are located 3" above each paper bar tube on handle assembly. Connect tape depresser spring from stub end of tape depresser rod to 1/8" diameter hold on tape spool bracket.

P/N 11725 Tape Depresser Rod (4 ea.)

P/N 11728 Tape Depresser spring (4 ea.)

* Shows location where depresser rod goes through handle assembly and where spring connects to tape spool bracket.



VANTAGE CUTTER BAR ASSEMBLY

Vantage cutter bars come preassembled with extension spring, S-hooks and cutter bar retainer brackets. Cutting edge of cutter bar faces down. Connect cutter bar brackets to paper tube using 1/4-20 x 1-1/2" bolts and wing nuts. Each cutter bar is sized to fit a specific paper tube.

P/N 10676 1/4-20 x 1-1/2" Bolt (8 ea.)

P/N 11765 Wing nut (8 ea.)

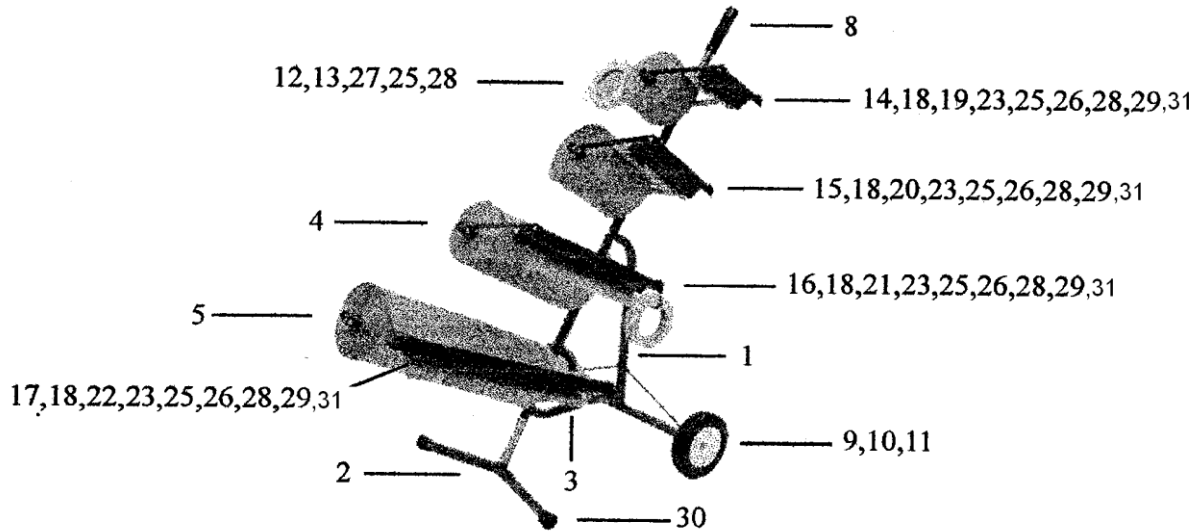
* Shows location where retainer bracket bolts to paper bar.



MADE IN THE USA

**KEYSCO TOOLS
DIVISION OF S&H INDUSTRIES**

5200 Richmond Road • Cleveland, OH 44146
 Phone 216-831-0550 • Toll Free 800-253-9726 •
 Fax 216-831-9573
 www.shindustries.com
 E-Mail: www.service@shindustries.com
 Rev. 5/15/18



Key	Part No.	Description	Qty.	Key	Part No.	Description	Qty.
1	11700	Axle tube assembly	1	17	11746	18" Cutter bar	1
2	11779	Paper tube/handle assy.	1	18	11751	Cutter bar retainer	8
3	11723	Rear to front tube	1	19	11788	4" Extension spring	1
4	11785	Paper extension tube (12")	1	20	11789	6" Extension spring	1
5	11786	Paper extension tube (18")	1	21	10685	11-1/4" Extension spring	1
6	11725	Tape depressor rod	4	22	10669	15-3/4" Extension spring	1
7	11728	Tape depressor spring	4	23	10689	S-hook	8
8	11729	Handle grip	1	24	10675	1/4-20 x 2" HHCS GR2	3
9	11730	Axle	1	25	10676	1/4-20 x 1-1/2" HHCS GR2	8
10	40225	Wheel - 6"	2	26	10219	1/4-20 x 3/8" HHCS GR2	8
11	10705	Hub cap	2	27	10218	1/4" USS washer	4
12	10672	Tape spool	4	28	10201	1/4-20 Hex nut	12
13	11735	Tape spool bushing	4	29	11765	1/4-20 Wing nut	8
14	11750	3" Cutter bar	1	30	10673	Rubber tip	2
15	11749	6" Cutter bar	1	31	10217	Bolt	4
	11747	12" Cutter bar		32	10714	1/4-20 X 4 HHCS GR2 FULL THREAD (For tape spool)	4
				33	10178	1/4-20 NYLON INSERT LOCKNUT (tape spool)	4