



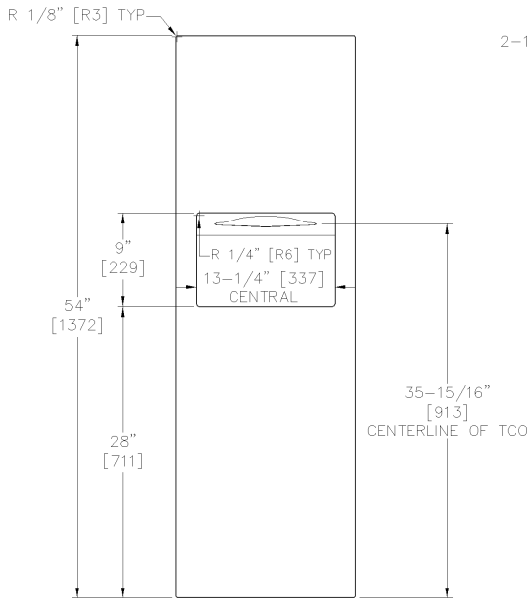
AMERICAN SPECIALTIES, INC.
 441 Saw Mill River Road, Yonkers, NY 10701
 (914) 476.9000 • (914) 476.0688
 www.americanspecialties.com

MODEL №: 6462-XX

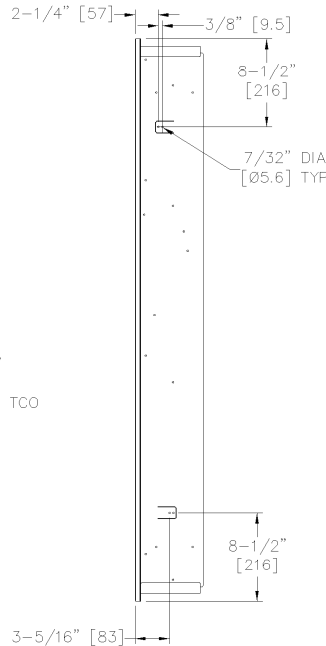
ISSUED: 20 DEC 2018

REVISED: 6 FEB 2019

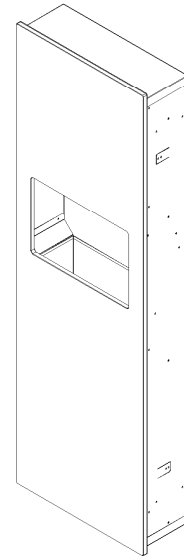
PIATTO™ COLLECTION PAPER TOWEL DISPENSER AND WASTE RECEPTACLE



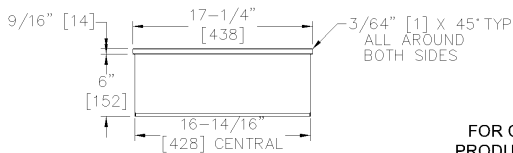
FRONT VIEW



SIDE VIEW



ISOMETRIC



BOTTOM VIEW

NOTE

ALL DIM'S INCH [MM]

ILLUSTRATION FOR REF ONLY AND NTS

FOR CLEANING INSTRUCTIONS SEE APPROPRIATE SECTIONS IN PRODUCT CARE & MAINTENANCE BULLETIN (PCM) ON ASI WEBSITE

SPECIFICATION

Piatto™ Collection Paper Towel Dispenser and Waste Receptacle shall hold and dispense 800 standard multi-fold or 600 standard C-fold paper towels or 1100 standard single-fold paper towels, and shall have a waste capacity of 9 gallons (34 liters). Frame and cabinet shall be 20 gage type 304 alloy 18-8 stainless steel and shall have no exposed fastening devices. Towel dispensing slot shall have a fully hemmed-in rolled edge for snag-free dispensing and user safety. Flush face door shall be 1/2" [13] thick black edged Phenolic with matte black or white outer and inner surfaces as chosen by tail code on model number. Door shall be attached to the side of cabinet with four (4) zero-clearance concealed cabinet hinges and shall be held closed with a spring-pin L-latch. Structural assembly of all components shall be of welded construction. OM & IG shall be packed with unit. Installation set-back gage and depth stops shall be provided.

Piatto™ Collection Paper Towel Dispenser and Waste Receptacle shall be Model № 6462-XX (Replace -XX with -00 for White or -41 for Matte Black) as Manufactured by American Specialties, Inc., 441 Saw Mill River Road, Yonkers, New York 10701-4913

INSTALLATION

Mount unit in wall recess using four (4) № 10 x 1-1/2" [M5 x 38] self tapping Pan Head screws (by others) through concealed mounting holes provided in Shim-less adjustable mounting tabs. For compliance with 2010 ADA Accessibility Standards install unit so that towel dispenser outlet is 48" [1219] maximum above finished floor (AFF). For general utility mount unit 20" [508] AFF to bottom of unit. See OM & IG for complete installation instructions packed with unit.

Finished Wall Opening (FWO) required is 17-5/16" [440] W x 54-1/16" [1373] H x 6-11/16" [170] D minimum

OPERATION

Towels are self-feeding until supply is depleted. An adjustable towel adapter ensures that towels feed properly until depleted. Unit may be reloaded with a partial load in-place and will continue to feed properly. Refill dispenser by unlocking door and replacing towels for an empty or partially empty unit. Dispenser supply is replenished and waste container is emptied manually on cycles determined by maintenance needs.