
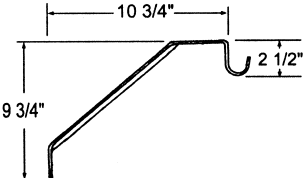
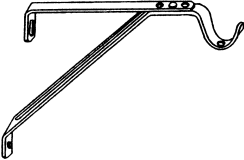
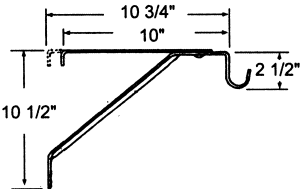
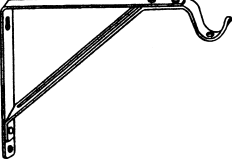
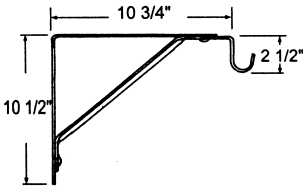
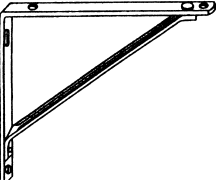
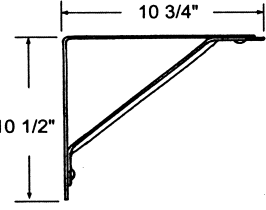
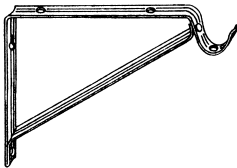
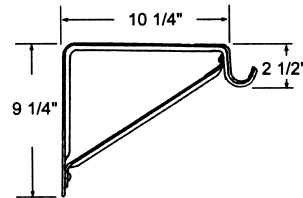
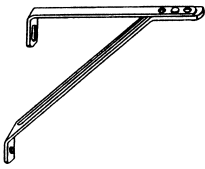
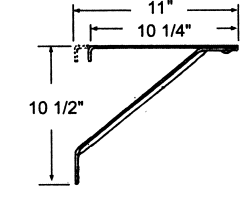


# BETTER HOME PRODUCTS

## SHELF & ROD SUPPORT BRACKET SPECIFICATIONS WHITE POWDER-COATED STEEL

		<p><b>BHP</b> ITEM# 701W - Single Leaf</p> <p>Corrugated steel construction Supports shelf up to 14" in depth 2 1/2" hook depth, supports closet rods up to 1 3/8" in diameter Can be used with BHP's WCR or ZCR series adjustable closet rods Bulk packed with screws, 80 Pcs per carton</p>
		<p><b>BHP</b> ITEM# 702W - H.D. Adjustable</p> <p>Riveted, corrugated steel construction 3/4" adjustable range, supports shelf up to 14" in depth 2 1/2" hook depth, supports closet rods up to 1 3/8" in diameter Can be used with BHP's WCR or ZCR series adjustable closet rods Bulk packed with screws, 20 Pcs per carton Meets (or exceeds) ANSI/BHMA Standard 156.16 for combination closet, rod &amp; shelf support load limit</p>
		<p><b>BHP</b> ITEM# 703W - H.D. Fixed</p> <p>Riveted, corrugated steel construction Supports shelf up to 14" in depth 2 1/2" hook depth, supports closet rods up to 1 3/8" in diameter Can be used with BHP's WCR or ZCR series adjustable closet rods Bulk packed with screws, 20 Pcs per carton Meets (or exceeds) ANSI/BHMA Standard 156.16 for combination closet, rod &amp; shelf support load limit</p>
		<p><b>BHP</b> ITEM# 704W - H.D. Fixed w/o Hook</p> <p>Riveted, corrugated steel construction Supports shelf up to 14" in depth Can be used with BHP's WCR or ZCR series adjustable closet rods Bulk packed with screws, 20 Pcs per carton Meets (or exceeds) ANSI/BHMA Standard 156.16 for combination closet, rod &amp; shelf support load limit</p>
		<p><b>BHP</b> ITEM# 705W - Light Duty, Fixed</p> <p>Riveted, corrugated steel construction Supports shelf up to 14" in depth 2 1/2" hook depth, supports closet rods up to 1 3/8" in diameter Can be used with BHP's WCR or ZCR series adjustable closet rods Bulk packed with screws, 20 Pcs per carton</p>
		<p><b>BHP</b> ITEM# 706W - H.D. Adjustable w/o Hook</p> <p>Riveted, corrugated steel construction 3/4" adjustable range, supports shelf up to 14" in depth Bulk packed with screws, 20 Pcs per carton Meets (or exceeds) ANSI/BHMA Standard 156.16 for combination closet, rod &amp; shelf support load limit</p>