
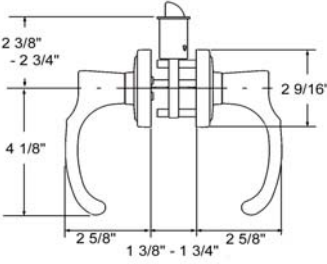

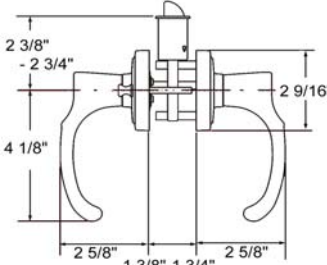
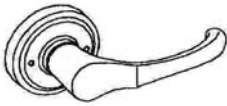
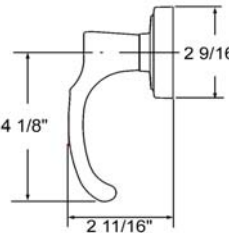
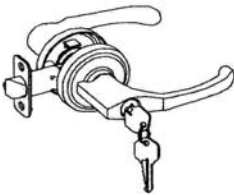
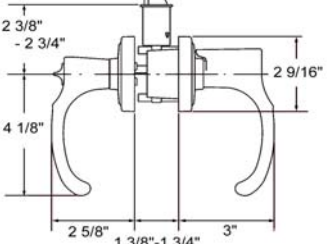
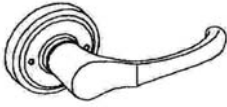
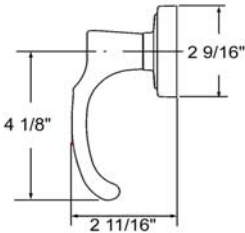


BETTER HOME PRODUCTS

DIAMOND HEIGHTS IV COLLECTION SPECIFICATIONS

5600 SERIES - SATIN NICKEL FINISH

		<p>BHP ITEM# 56115SN - Passage Set</p> <p>Grade III tubular passage set. All metal components Door Prep - Crossbore 2 1/8", Edge Bore 1", Latch Face 1"x2 1/4" Door Thickness - 1 3/8" to 1 3/4" Function: Both levers always free Strike - Full lip radius corner standard. Other options available Latch - 1/2" throw bolt, 2 3/8" or 2 3/4" backset adjustable. Radius corner face plate standard. Other options available Door Handing - Reversible for right or left hand doors</p>
		<p>BHP ITEM# 56215SN - Privacy Set</p> <p>Grade III tubular privacy set. All metal components Door Prep - Crossbore 2 1/8", Edge Bore 1", Latch Face 1"x2 1/4" Door Thickness - 1 3/8" to 1 3/4" Function - Outside lever locked by push button inside, inside lever always free. Outside lever also can be opened by emergency key Strike - Full lip radius corner standard. Other options available Latch - 1/2" throw bolt, 2 3/8" or 2 3/4" backset adjustable. Radius corner face plate standard. Other options available Door Handing - Reversible for right or left hand doors</p>
		<p>BHP ITEM# 56315SN - Dummy Lever</p> <p>Grade III dummy lever. All metal components Door Prep - Surface mounted with 2 exposed mounting screws. No door prep needed Door Thickness - greater than 1" Function: Active lever, for doors where only a pull / push is required. Door Handing - Specify right or left hand door</p>
		<p>BHP ITEM# 56515SN - Entry Set</p> <p>Grade III tubular Lever-Lever entry set. All metal components Door Prep - Crossbore 2 1/8", Edge Bore 1", Latch Face 1"x2 1/4" Door Thickness - 1 3/8" to 1 3/4" Function: Both sides locked or unlocked by key out side or center turn-button inside Cylinder - 5 pins, Kwikset® KW 1 keyway Strike - Full lip radius corner standard. Other options available Latch - 1/2" throw dead latch, 2 3/8" or 2 3/4" backset adjustable. Radius corner face plate standard. Other options available Door Handing - Specify right or left hand door</p>
		<p>BHP ITEM# 56915SN - Trim Lever</p> <p>Grade III handleset trim lever, works for aBHP offering handlesets. All metal components Door Prep - See BHP handleset door prep Door Thickness - 1 3/8" to 1 3/4" Function: Lever always free Door Handing - Specify right or left hand door</p>