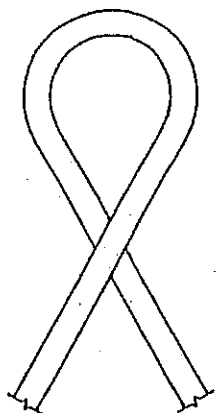


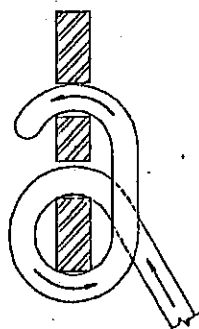
NET INSTALLATION INSTRUCTIONS FOR NO-FAIL NETLOCK SYSTEMS

| | |
|---------|-------------------------------|
| Model # | <u>NO FAIL NETLOCK</u> |
| Date: | <u>04.29.98</u> |
| Ref # | <u>900108</u> Rev. <u>BA.</u> |

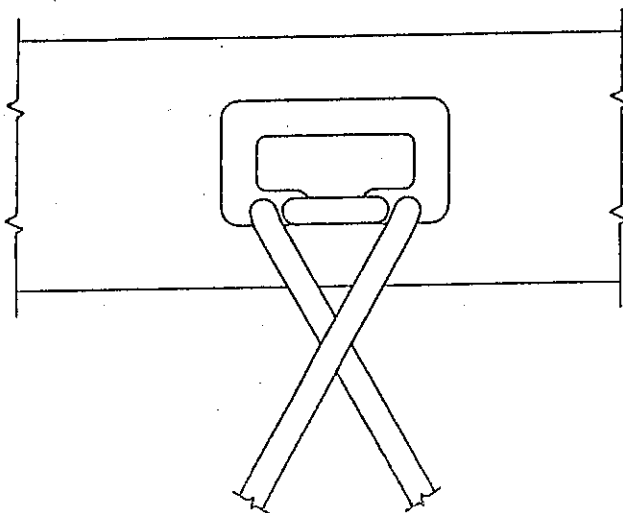
1. Slip twisted loop (VIEW A) thru no-fail netlock cut-out from the inside of the rim outward (VIEW C).
2. Wrap twisted loop around bottom of no-fail netlock band and back through the cut-out a second time.
3. Connect loop over the "T" shaped hook (VIEW B).
4. Pull net tight to assure that the net appears like the illustration in (VIEW C).
5. Failure to attach net in this manner increases the likelihood that the net will not stay attached during play.



VIEW A



VIEW B



VIEW C