



# Awaken

*Inspired* LED technology

CURRENT LED REPLACEMENT LAMPS AND TUBES



**GE current**  
a Daintree company

# Relax

Current LED Lamps provide unmatched *peace of mind.*

## COMPLETE

With the switch of a lamp, our comprehensive offering of precision-engineered LED replacements easily and quickly turn LFL, HID and most any other existing fixtures into high performance lighting solutions.



## INNOVATIVE

Our engineering leadership creates easy to use, energy saving, color enhancing products that reduce total cost of light while improving light quality and lamp life. Use them to transform the look and efficiency of your facilities.



## TRUSTED

A reputation for quality and reliability is our legacy from Current. We continue that proud tradition today, creating products that last up to 70,000 hours while delivering superior quality light.



# LED

## Replacement Tubes



# LED REPLACEMENT TUBES

## Integrated Plastic Tubes - Type A

Type	Base Type	Watts	Order Code	Description	Volts	Case <sup>2</sup> Qty	MOL (In)	Lumens Initial	Initial Color Temp	CRI	Wattage Replacement	Rated <sup>1</sup> Life L70 (Hrs)	Power Factor	DLC <sup>®</sup>	UL	Location <sup>3</sup> Rating	Additional Information
<b>Integrated 4ft LED Plastic Tubes (operates on Instant Start or Program Start Ballast)</b>																	
T8	G13	15	62401	LED15ET8/4/835	25	48	2250	3500K	80+			70,000	-	Yes	Yes	Damp	Instant or PRS Ballast, NSF Rated
	G13	12	61223	LED12ET8/4/835	25	48	1800	3500K	80+			70,000	-	Yes	Yes	Damp	Instant or PRS Ballast, NSF Rated
<b>Integrated 3ft LED Plastic Tubes (operates on Instant Start or Program Start Ballast)</b>																	
	G13	12	26544	LED12ET8/3/835	25	36	1550	3500K	80+			70,000	-	Yes	Yes	Damp	Instant or PRS Ballast, NSF Rated
<b>Integrated 2ft LED Plastic Tubes (operates on Instant Start or Program Start Ballast)</b>																	
	G13	9	26648	LED9ET8/2/840	25	24	1400	4000K	80+			70,000	-	Yes	Yes	Damp	Instant or PRS Ballast, NSF Rated
<b>Integrated U6 Plastic Tubes</b>																	
	G13	13	43120	LED13ET8/U6/830	12	22.5	1800	3000K	80+			50,000	-	Yes	Yes	Damp	Instant or PRS Ballast
	G13	13	43125	LED13ET8/U6/835	12	22.5	1850	3500K	80+			50,000	-	Yes	Yes	Damp	Instant or PRS Ballast
	G13	13	43129	LED13ET8/U6/840	12	22.5	1900	4000K	80+			50,000	-	Yes	Yes	Damp	Instant or PRS Ballast
	G13	13	43130	LED13ET8/U6/850	12	22.5	1900	5000K	80+			50,000	-	Yes	Yes	Damp	Instant or PRS Ballast

## Integrated covRguard<sup>®</sup> T8 Plastic Coated Glass Tubes - Type A

Type	Base Type	NBF Lamp/System Watts	Order Code	Description	Volts	Case <sup>2</sup> Qty	MOL (In)	Lumens Initial	Initial Color Temp	CRI	Wattage Replacement	Rated <sup>1</sup> Life L70 (Hrs)	Power Factor	DLC <sup>®</sup>	UL	Location <sup>3</sup> Rating	Additional Information
<b>Integrated 2ft covRguard LED Tubes</b>																	
	G13	8.5/11	93135654	LED8ET8/G/2/830CVG	20	24	1250	3000K	80			70,000	>.9	-	Yes	Damp	NSF Food Zone
	G13	8.5/11	93135655	LED8ET8/G/2/835CVG	20	24	1300	3500K	80			70,000	>.9	Yes	Yes	Damp	NSF Food Zone
	G13	8.5/11	93135656	LED8ET8/G/2/840CVG	20	24	1300	4000K	80			70,000	>.9	Yes	Yes	Damp	NSF Food Zone
	G13	8.5/11	93135657	LED8ET8/G/2/850CVG	20	24	1350	5000K	80			70,000	>.9	Yes	Yes	Damp	NSF Food Zone
<b>Integrated 3ft covRguard LED Tubes</b>																	
	G13	11/13	93135658	LED11ET8/G/3/830CVG	20	36	1400	3000K	80			70,000	>.9	-	Yes	Damp	NSF Food Zone
	G13	11/13	93135659	LED11ET8/G/3/835CVG	20	36	1450	3500K	80			70,000	>.9	-	Yes	Damp	NSF Food Zone
	G13	11/13	93135660	LED11ET8/G/3/840CVG	20	36	1450	4000K	80			70,000	>.9	-	Yes	Damp	NSF Food Zone
	G13	11/13	93135661	LED11ET8/G/3/850CVG	20	36	1500	5000K	80			70,000	>.9	-	Yes	Damp	NSF Food Zone
<b>Integrated 4ft covRguard LED Tubes</b>																	
	G13	10/13	93135713	LED10ET8/G/4/830CVG	20	48	1550	3000K	80			70,000	>.9	-	Yes	Damp	NSF Food Zone
	G13	10/13	93135714	LED10ET8/G/4/835CVG	20	48	1600	3500K	80			70,000	>.9	Yes	Yes	Damp	NSF Food Zone
	G13	10/13	93135715	LED10ET8/G/4/840CVG	20	48	1600	4000K	80			70,000	>.9	Yes	Yes	Damp	NSF Food Zone
	G13	10/13	93135716	LED10ET8/G/4/850CVG	20	48	1650	5000K	80			70,000	>.9	Yes	Yes	Damp	NSF Food Zone
	G13	15/17	93135764	LED15ET8/G/4/830CVG	20	48	2000	3000K	80			70,000	>.9	Yes	Yes	Damp	NSF Food Zone
	G13	15/17	93135823	LED15ET8/G/4/835CVG	20	48	2100	3500K	80			70,000	>.9	Yes	Yes	Damp	NSF Food Zone
	G13	15/17	93135824	LED15ET8/G/4/840CVG	20	48	2100	4000K	80			70,000	>.9	Yes	Yes	Damp	NSF Food Zone
	G13	15/17	93135846	LED15ET8/G/4/850CVG	20	48	2150	5000K	80			70,000	>.9	Yes	Yes	Damp	NSF Food Zone
	G13	18/20	93135924	LED18ET8/G/4/830CVG	20	48	2300	3000K	80			70,000	>.9	Yes	Yes	Damp	NSF Food Zone
	G13	18/20	93135946	LED18ET8/G/4/835CVG	20	48	2400	3500K	80			70,000	>.9	Yes	Yes	Damp	NSF Food Zone
	G13	18/20	93135947	LED18ET8/G/4/840CVG	20	48	2400	4000K	80			70,000	>.9	Yes	Yes	Damp	NSF Food Zone
	G13	18/20	93135948	LED18ET8/G/4/850CVG	20	48	2450	5000K	80			70,000	>.9	Yes	Yes	Damp	NSF Food Zone

## Integrated PET Plastic Coated Glass Tubes - Type A

Type	Base Type	Watts	Order Code	Description	Volts	Case <sup>2</sup> Qty	MOL (In)	Lumens Initial	Initial Color Temp	CRI	Wattage Replacement	Rated Life <sup>1</sup> L70 (Hrs)	DLC <sup>®</sup>	UL	Location <sup>3</sup> Rating	Additional Information	
<b>4ft T8 LED Tube- Plastic Coated Glass</b>																	
	G13	14	93107394	LED14ET8/G4/830CT	20	48	1950	3000K	80+			50,000	-	Yes	Damp	NSF Splash Zone	
	G13	14	93107506	LED14ET8/G4/835CT	20	48	2000	3500K	80+			50,000	Yes	Yes	Damp	NSF Splash Zone	
	G13	14	93107507	LED14ET8/G4/840CT	20	48	2000	4000K	80+			50,000	Yes	Yes	Damp	NSF Splash Zone	
	G13	14	93107510	LED14ET8/G4/850CT	20	48	2050	5000K	80+			50,000	Yes	Yes	Damp	NSF Splash Zone	

<sup>1</sup> The life rating is based on the hours of operation the lamp will provide before reaching 70% of its original rating (L70)

<sup>2</sup> Minimum order quantity = Case Quantity

★ ENERGY STAR<sup>®</sup> status: ENERGY STAR<sup>®</sup> certified. Lamps without a "★" are not ENERGY STAR<sup>®</sup> certified.

<sup>3</sup> UL 1993 Environmental Requirements for LED LAMPS

Location, damp – Exterior or interior location that is normally or periodically subject to condensation of moisture in, on, or adjacent to, electrical equipment, and includes partially protected locations.

Location, dry – Location not normally subject to dampness, may include a location subject to temporary dampness, i.e., building under construction, provided ventilation is adequate to prevent an accumulation of moisture.

Location, wet – Location in which water or other liquid can drip, splash, or flow on or against electrical equipment.

**Notes:** 1) Product descriptions ending in "/TP" indicate a carded blister or clamshell package nested in a tray for shelf display. Cards also designed for hook display.

# LED REPLACEMENT TUBES

## Integrated Glass Tubes - Type A

Type	Base Type	Watts	Order Code	Description	Volts	Case <sup>2</sup> Qty	MOL (In)	Lumens Initial	Initial Color Temp	CRI	Wattage Replacement	Rated Life <sup>1</sup> L70 (Hrs)	DLC <sup>4</sup>	UL	Location <sup>3</sup> Rating	Additional Information
<b>Integrated 4 ft LED Glass Tubes (operates on Instant Start or Program Start Ballast)</b>																
T8	G13	18	35767	LED18ET8/G/4/830	20	48	2400	3000K	80+	80+	70,000	Yes	Yes	Damp	Instant or PRS Ballast	
	G13	18	35768	LED18ET8/G/4/835	20	48	2500	3500K	80+	80+	70,000	Yes	Yes	Damp	Instant or PRS Ballast	
	G13	18	35769	LED18ET8/G/4/840	20	48	2500	4000K	80+	80+	70,000	Yes	Yes	Damp	Instant or PRS Ballast	
	G13	18	35772	LED18ET8/G/4/850	20	48	2600	5000K	80+	80+	70,000	Yes	Yes	Damp	Instant or PRS Ballast	
	G13	18	35773	LED18ET8/G/4/865	20	48	2600	6500K	80+	80+	70,000	-	Yes	Damp	Instant or PRS Ballast	
	G13	15	35790	LED15ET8/G/4/830	20	48	2100	3000K	80+	80+	70,000	Yes	Yes	Damp	Instant or PRS Ballast	
	G13	15	35791	LED15ET8/G/4/835	20	48	2200	3500K	80+	80+	70,000	Yes	Yes	Damp	Instant or PRS Ballast	
	G13	15	35793	LED15ET8/G/4/840	20	48	2200	4000K	80+	80+	70,000	Yes	Yes	Damp	Instant or PRS Ballast	
	G13	15	35797	LED15ET8/G/4/850	20	48	2300	5000K	80+	80+	70,000	Yes	Yes	Damp	Instant or PRS Ballast	
	G13	15	35798	LED15ET8/G/4/865	20	48	2300	6500K	80+	80+	70,000	-	Yes	Damp	Instant or PRS Ballast	
	G13	10	34277	LED10ET8/G/4/830	20	48	1550	3000K	80+	80+	70,000	Yes	Yes	Damp	Instant or PRS Ballast	
	G13	10	34279	LED10ET8/G/4/835	20	48	1600	3500K	80+	80+	70,000	Yes	Yes	Damp	Instant or PRS Ballast	
	G13	10	34280	LED10ET8/G/4/840	20	48	1600	4000K	80+	80+	70,000	Yes	Yes	Damp	Instant or PRS Ballast	
	G13	10	34282	LED10ET8/G/4/850	20	48	1650	5000K	80+	80+	70,000	Yes	Yes	Damp	Instant or PRS Ballast	
<b>Integrated 4 ft 50K Value LED Glass Tubes (operates on Instant Start or Program Start Ballast)</b>																
	G13	11.5	93107390	LED11ET8/G/4/830	20	48	1600	3000K	80+	80+	50,000	-	Yes	Damp	Instant or PRS Ballast	
	G13	11.5	93107391	LED11ET8/G/4/835	20	48	1600	3500K	80+	80+	50,000	Yes	Yes	Damp	Instant or PRS Ballast	
	G13	11.5	93107392	LED11ET8/G/4/840	20	48	1650	4000K	80+	80+	50,000	Yes	Yes	Damp	Instant or PRS Ballast	
	G13	11.5	93107393	LED11ET8/G/4/850	20	48	1700	5000K	80+	80+	50,000	Yes	Yes	Damp	Instant or PRS Ballast	
	G13	14	34283	LED14ET8/G/4/830	20	48	1950	3000K	80+	80+	50,000	Yes	Yes	Damp	Instant or PRS Ballast	
	G13	14	34289	LED14ET8/G/4/835	20	48	2000	3500K	80+	80+	50,000	Yes	Yes	Damp	Instant or PRS Ballast	
	G13	14	34291	LED14ET8/G/4/840	20	48	2000	4000K	80+	80+	50,000	Yes	Yes	Damp	Instant or PRS Ballast	
	G13	14	34300	LED14ET8/G/4/850	20	48	2050	5000K	80+	80+	50,000	Yes	Yes	Damp	Instant or PRS Ballast	
<b>Integrated 3 ft LED Glass Tubes (operates on Instant Start or Program Start Ballast)</b>																
	G13	11	35783	LED11ET8/G/3/830	20	36	1450	3000K	80+	80+	70,000	Yes	Yes	Damp	Instant or PRS Ballast	
	G13	11	35784	LED11ET8/G/3/835	20	36	1500	3500K	80+	80+	70,000	Yes	Yes	Damp	Instant or PRS Ballast	
	G13	11	35788	LED11ET8/G/3/840	20	36	1500	4000K	80+	80+	70,000	Yes	Yes	Damp	Instant or PRS Ballast	
	G13	11	35789	LED11ET8/G/3/850	20	36	1600	5000K	80+	80+	70,000	Yes	Yes	Damp	Instant or PRS Ballast	
<b>Integrated 2 ft LED Glass Tubes (operates on Instant Start or Program Start Ballast)</b>																
	G13	8	35775	LED8ET8/G/2/830	20	24	1300	3000K	80+	80+	70,000	-	Yes	Damp	Instant or PRS Ballast	
	G13	8	35776	LED8ET8/G/2/835	20	24	1350	3500K	80+	80+	70,000	Yes	Yes	Damp	Instant or PRS Ballast	
	G13	8	35778	LED8ET8/G/2/840	20	24	1350	4000K	80+	80+	70,000	Yes	Yes	Damp	Instant or PRS Ballast	
	G13	8	35779	LED8ET8/G/2/850	20	24	1400	5000K	80+	80+	70,000	Yes	Yes	Damp	Instant or PRS Ballast	

## Integrated Glass Tubes with reveal® TriGain™ Technology - Type A

Type	Base Type	Watts	Order Code	Description	Volts	Case <sup>2</sup> Qty	MOL (In)	Lumens Initial	Initial Color Temp	CRI	Wattage Replacement	Rated Life <sup>1</sup> L70 (Hrs)	DLC <sup>4</sup>	UL	Location <sup>3</sup> Rating	Additional Information
<b>Integrated 4 ft High CRI with reveal® TriGain™ Technology LED Glass Tubes (operates on Instant Start or Program Start Ballast)</b>																
	G13	15	34307	LED15ET8/G/4/935	20	48	2150	3500K	90	90	70,000	Yes	Yes	Damp	Instant or PRS Ballast	
	G13	15	34313	LED15ET8/G/4/940	20	48	2200	4000K	90	90	70,000	Yes	Yes	Damp	Instant or PRS Ballast	
<b>Integrated 3 ft High CRI with reveal® TriGain™ Technology LED Glass Tubes (operates on Instant Start or Program Start Ballast)</b>																
	G13	11	34323	LED11ET8/G/3/935	20	36	1500	3500K	90	90	70,000	-	Yes	Damp	Instant or PRS Ballast	
	G13	11	34326	LED11ET8/G/3/940	20	36	1500	4000K	90	90	70,000	-	Yes	Damp	Instant or PRS Ballast	
	G13	11	34332	LED11ET8/G/3/950	20	36	1600	5000K	90	90	70,000	-	Yes	Damp	Instant or PRS Ballast	
<b>Integrated 2 ft High CRI with reveal® TriGain™ Technology LED Glass Tubes (operates on Instant Start or Program Start Ballast)</b>																
	G13	9	34341	LED9ET8/G/2/940	20	24	1300	4000K	90	90	70,000	-	Yes	Damp	Instant or PRS Ballast	
	G13	9	34342	LED9ET8/G/2/950	20	24	1400	5000K	90	90	70,000	-	Yes	Damp	Instant or PRS Ballast	

<sup>1</sup> The life rating is based on the hours of operation the lamp will provide before reaching 70% of its original rating (L70)

<sup>2</sup> Minimum order quantity = Case Quantity

★ ENERGY STAR® status: ENERGY STAR® certified. Lamps without a "★" are not ENERGY STAR® certified.

<sup>3</sup> UL 1993 Environmental Requirements for LED LAMPS

Location, damp – Exterior or interior location that is normally or periodically subject to condensation of moisture in, on, or adjacent to, electrical equipment, and includes partially protected locations.

Location, dry – Location not normally subject to dampness, may include a location subject to temporary dampness, i.e., building under construction, provided ventilation is adequate to prevent an accumulation of moisture.

Location, wet – Location in which water or other liquid can drip, splash, or flow on or against electrical equipment.

**Notes:** 1) Product descriptions ending in "/TP" indicate a carded blister or clamshell package nested in a tray for shelf display. Cards also designed for hook display.

# LED REPLACEMENT TUBES

## Integrated BAA Compliant Glass Tubes (Type A) MTO 1000 PC MIN 12 Weeks

Type	Base Type	Watts	Order Code	Description	Volts	Case <sup>2</sup> Qty	MOL (In)	Lumens Initial	Initial Color Temp	CRI	Wattage Replacement	Rated Life <sup>1</sup> L70 (Hrs)	DLC <sup>6</sup>	UL	Location <sup>3</sup> Rating	Additional Information
Integrated BAA Compliant Glass Tubes (Type A) MTO 1000 PC MIN 12 Weeks																
T8	G13	14	93152320	LED14ET8/G4G4/830BAA	25	48	2200	3000K	80+			50,000	Yes	Yes	Damp	
	G13	14	93152353	LED14ET8/G4/835BAA	25	48	2200	3500K	80+			50,000	Yes	Yes	Damp	
	G13	14	93152351	LED14ET8/G4/840BAA	25	48	2200	4000K	80+			50,000	Yes	Yes	Damp	
	G13	14	93152352	LED14ET8/G4/850BAA	25	48	2200	5000K	80+			50,000	Yes	Yes	Damp	
	G13	11	93152354	LED11ET8/G4/830BAA	25	48	1800	3000K	80+			50,000	Yes	Yes	Damp	
	G13	11	93152355	LED11ET8/G4/835BAA	25	48	1800	3500K	80+			50,000	Yes	Yes	Damp	
	G13	11	93152356	LED11ET8/G4/840BAA	25	48	1800	4000K	80+			50,000	Yes	Yes	Damp	
	G13	11	93152357	LED11ET8/G4/850BAA	25	48	1800	5000K	80+			50,000	Yes	Yes	Damp	
	G13	9	93152358	LED9ET8/G4/830BAA	25	48	1650	3000K	80+			50,000	Yes	Yes	Damp	
	G13	9	93152359	LED9ET8/G4/835BAA	25	48	1650	3500K	80+			50,000	Yes	Yes	Damp	
	G13	9	93152361	LED9ET8/G4/840BAA	25	48	1650	4000K	80+			50,000	Yes	Yes	Damp	
	G13	9	93152360	LED9ET8/G4/850BAA	25	48	1650	5000K	80+			50,000	Yes	Yes	Damp	
	G13	10	93152412	LED10ET8/G3/830BAA	25	36	1450	3000K	80+			50,000	Yes	Yes	Damp	
	G13	10	93152413	LED10ET8/G3/835BAA	25	36	1450	3500K	80+			50,000	Yes	Yes	Damp	
	G13	10	93152414	LED10ET8/G3/840BAA	25	36	1450	4000K	80+			50,000	Yes	Yes	Damp	
	G13	10	93152415	LED10ET8/G3/850BAA	25	36	1450	5000K	80+			50,000	Yes	Yes	Damp	
	G13	8	93152416	LED8ET8/G2/830BAA	25	24	1250	3000K	80+			50,000	Yes	Yes	Damp	
	G13	8	93152417	LED8ET8/G2/835BAA	25	24	1250	3500K	80+			50,000	Yes	Yes	Damp	
	G13	8	93152418	LED8ET8/G2/840BAA	25	24	1250	4000K	80+			50,000	Yes	Yes	Damp	
	G13	8	93152419	LED8ET8/G2/850BAA	25	24	1250	5000K	80+			50,000	Yes	Yes	Damp	

<sup>1</sup> The life rating is based on the hours of operation the lamp will provide before reaching 70% of its original rating (L70)

<sup>2</sup> Minimum order quantity = Case Quantity

★ ENERGY STAR® status: ENERGY STAR® certified. Lamps without a "★" are not ENERGY STAR® certified.

<sup>3</sup> UL 1993 Environmental Requirements for LED LAMPS

Location, damp – Exterior or interior location that is normally or periodically subject to condensation of moisture in, on, or adjacent to, electrical equipment, and includes partially protected locations.

Location, dry – Location not normally subject to dampness, may include a location subject to temporary dampness, i.e., building under construction, provided ventilation is adequate to prevent an accumulation of moisture.

Location, wet – Location in which water or other liquid can drip, splash, or flow on or against electrical equipment.

**Notes:** 1) Product descriptions ending in "/TP" indicate a carded blister or clamshell package nested in a tray for shelf display. Cards also designed for hook display.

Updated / New Product

Information provided is subject to change without notice. Please verify all details with Current. All values are design or typical values when measured under laboratory conditions, and Current makes no warranty or guarantee, expressed or implied, that such performance will be obtained under end-use conditions.

Get more information at  
[www.gecurrent.com](http://www.gecurrent.com)

# LED REPLACEMENT TUBES

## Integrated Glass Tubes - Type A

Type	Base Type	Watts	Order Code	Description	Volts	Case <sup>2</sup> Qty	MOL (In)	Lumens Initial	Initial Color Temp	CRI	Wattage Replacement	Rated Life <sup>1</sup> L70 (Hrs)	DLC <sup>®</sup>	UL	Location <sup>3</sup> Rating	Additional Information
<b>Integrated 4 ft LED Glass T5 HO Tubes (operates on Instant Start or Program Start Ballast)</b>																
T5	G5	25.5	19203	LED26ET5/G/4/830	20	46	3650	3000K	80+			50,000	Yes	Yes	Damp	Requires T5 HO Ballast
	G5	25.5	19221	LED26ET5/G/4/835	20	46	3750	3500K	80+			50,000	Yes	Yes	Damp	Requires T5 HO Ballast
	G5	25.5	19227	LED26ET5/G/4/840	20	46	3800	4000K	80+			50,000	Yes	Yes	Damp	Requires T5 HO Ballast
	G5	25.5	19348	LED26ET5/G/4/850	20	46	3900	5000K	80+			50,000	Yes	Yes	Damp	Requires T5 HO Ballast
	G5	5	19488	LED26ET5/G/4/865	20	46	3800	6500K	80+			50,000	-	Yes	Damp	Requires T5 HO Ballast
<b>Integrated 2 ft LED Glass T5 HO Tubes (operates on Instant Start or Program Start Ballast)</b>																
	G5	11	34413	LED11ET5/G/2/830	20	22	1500	3000K	80+			50,000	-	Yes	Damp	Requires T5 HO Ballast
	G5	11	34417	LED11ET5/G/2/835	20	22	1550	3500K	80+			50,000	-	Yes	Damp	Requires T5 HO Ballast
	G5	11	34418	LED11ET5/G/2/840	20	22	1600	4000K	80+			50,000	-	Yes	Damp	Requires T5 HO Ballast
	G5	11	34424	LED11ET5/G/2/850	20	22	1600	5000K	80+			50,000	-	Yes	Damp	Requires T5 HO Ballast
<b>Integrated 4 ft LED Glass T5 HE Tubes (operates on Instant Start or Program Start Ballast)</b>																
	G5	13	34351	LED13ET5G4/830HE	20	46	1900	3000K	80+			50,000	Yes	Yes	Damp	Requires T5 HE Ballast
	G5	13	34354	LED13ET5G4/835HE	20	46	1950	3500K	80+			50,000	Yes	Yes	Damp	Requires T5 HE Ballast
	G5	13	34355	LED13ET5G4/840HE	20	46	2000	4000K	80+			50,000	Yes	Yes	Damp	Requires T5 HE Ballast
	G5	13	34367	LED13ET5G4/850HE	20	46	2000	5000K	80+			50,000	Yes	Yes	Damp	Requires T5 HE Ballast
<b>Integrated 3 ft LED Glass T5 HE Tubes (operates on Instant Start or Program Start Ballast)</b>																
	G5	10	34371	LED10ET5G3/830HE	20	34	1500	3000K	80+			50,000	-	Yes	Damp	Requires T5 HE Ballast
	G5	10	34376	LED10ET5G3/835HE	20	34	1550	3500K	80+			50,000	-	Yes	Damp	Requires T5 HE Ballast
	G5	10	34401	LED10ET5G3/840HE	20	34	1600	4000K	80+			50,000	-	Yes	Damp	Requires T5 HE Ballast
	G5	10	34402	LED10ET5G3/850HE	20	34	1600	5000K	80+			50,000	-	Yes	Damp	Requires T5 HE Ballast
<b>Integrated 2 ft LED Glass T5 HE Tubes (operates on Instant Start or Program Start Ballast)</b>																
	G5	7	34403	LED7ET5/G2/830HE	20	22	1000	3000K	80+			50,000	-	Yes	Damp	Requires T5 HE Ballast
	G5	7	34404	LED7ET5/G2/835HE	20	22	1100	3500K	80+			50,000	-	Yes	Damp	Requires T5 HE Ballast
	G5	7	34411	LED7ET5/G2/840HE	20	22	1150	4000K	80+			50,000	-	Yes	Damp	Requires T5 HE Ballast
	G5	7	34412	LED7ET5/G2/850HE	20	22	1150	5000K	80+			50,000	-	Yes	Damp	Requires T5 HE Ballast

## Dual Mode Glass Tubes-Type A + Type B

Type	Base Type	Watts	Order Code	Description	Case <sup>2</sup> Qty	MOL (In)	Input Voltage	Lamp Watts	Type A Mode			Type B Mode			Power Factor	CCT	L70 Lumen Maint. (hours)	DLC <sup>®</sup>			
									LBF	NBF	HBF	LBF	NBF	HBF							
<b>Dual Mode LED Tubes (Type A + Type B)</b>																					
T8	G13	13	93138405	LED13ABT8/G4/830	25	48	120/277	13	14	15.5	NA	1600	1850	NA	13	1850	80	>0.9	3000k	50,000	Yes
	G13	13	93138426	LED13ABT8/G4/835	25	48	120/277	13	14	15.5	NA	1650	1900	NA	13	1900	80	>0.9	3500k	50,000	Yes
	G13	13	93138429	LED13ABT8/G4/840	25	48	120/277	13	14	15.5	NA	1700	1950	NA	13	1950	80	>0.9	4000k	50,000	Yes
	G13	13	93138430	LED13ABT8/G4/850	25	48	120/277	13	14	15.5	NA	1700	1950	NA	13	1950	80	>0.9	5000k	50,000	Yes

## Ballast Bypass Glass Tubes XL - Double Ended - Type B T8

Type	Base Type	Watts	Order Code	Description	Volts	Case <sup>2</sup> Qty	MOL (In)	Lumens Initial	Initial Color Temp	CRI	Wattage Replacement	Rated <sup>1</sup> Life L70 (Hrs)	Power Factor	DLC <sup>®</sup>	UL	Location <sup>3</sup> Rating	Additional Information
<b>Ballast Bypass - 4 ft LED XL Glass Tubes</b>																	
T8	G13	9.5	93132548	LED9BDT8/G4/830XL	120-277	20	48	1550	3000K	80		70,000	>.9	-	Yes	Damp	Double-Ended Power
	G13	9.5	93132549	LED9BDT8/G4/835XL	120-277	20	48	1600	3500K	80		70,000	>.9	Yes	Yes	Damp	Double-Ended Power
	G13	9.5	93132550	LED9BDT8/G4/840XL	120-277	20	48	1650	4000K	80		70,000	>.9	Yes	Yes	Damp	Double-Ended Power
	G13	9.5	93132551	LED9BDT8/G4/850XL	120-277	20	48	1650	5000K	80		70,000	>.9	Yes	Yes	Damp	Double-Ended Power
	G13	13	93132552	LED13BDT8/G4/830XL	120-277	20	48	1950	3000K	80		70,000	>.9	Yes	Yes	Damp	Double-Ended Power
	G13	13	93132553	LED13BDT8/G4/835XL	120-277	20	48	2000	3500K	80		70,000	>.9	Yes	Yes	Damp	Double-Ended Power
	G13	13	93132554	LED13BDT8/G4/840XL	120-277	20	48	2050	4000K	80		70,000	>.9	Yes	Yes	Damp	Double-Ended Power
	G13	13	93132555	LED13BDT8/G4/850XL	120-277	20	48	2050	5000K	80		70,000	>.9	Yes	Yes	Damp	Double-Ended Power
	G13	16	93132586	LED16BDT8/G4/830XL	120-277	20	48	2450	3000K	80		70,000	>.9	Yes	Yes	Damp	Double-Ended Power
	G13	16	93132587	LED16BDT8/G4/835XL	120-277	20	48	2500	3500K	80		70,000	>.9	Yes	Yes	Damp	Double-Ended Power
	G13	16	93132588	LED16BDT8/G4/840XL	120-277	20	48	2550	4000K	80		70,000	>.9	Yes	Yes	Damp	Double-Ended Power
	G13	16	93132589	LED16BDT8/G4/850XL	120-277	20	48	2550	5000K	80		70,000	>.9	Yes	Yes	Damp	Double-Ended Power

<sup>1</sup> The life rating is based on the hours of operation the lamp will provide before reaching 70% of its original rating (L70)

<sup>2</sup> Minimum order quantity = Case Quantity

★ ENERGY STAR® status: ENERGY STAR® certified. Lamps without a "★" are not ENERGY STAR® certified.

<sup>3</sup> UL 1993 Environmental Requirements for LED LAMPS

Location, damp – Exterior or interior location that is normally or periodically subject to condensation of moisture in, on, or adjacent to, electrical equipment, and includes partially protected locations.

Location, dry – Location not normally subject to dampness, may include a location subject to temporary dampness, i.e., building under construction, provided ventilation is adequate to prevent an accumulation of moisture.

Location, wet – Location in which water or other liquid can drip, splash, or flow on or against electrical equipment.

**Notes:** 1) Product descriptions ending in "/TP" indicate a carded blister or clamshell package nested in a tray for shelf display. Cards also designed for hook display.

# LED REPLACEMENT TUBES

## Ballast Bypass Glass Tubes - Double Ended - Type B

Type	Base Type	Watts	Order Code	Description	Volts	Case <sup>2</sup> Qty	MOL (in)	Lumens Initial	Initial Color Temp	CRI	Wattage Replacement	Rated <sup>1</sup> Life L70 (Hrs)	Power Factor	DLC <sup>3</sup>	UL	Location <sup>3</sup> Rating	Additional Information
<b>Ballast Bypass - 8 ft LED Glass Tubes</b>																	
T8	Fa8	34	93122170	LED34BDT8/G/8/830	120-277	20	96	4000	3000K	80		50,000	>.9	Yes	Yes	Damp	Double-Ended Power
	Fa8	34	93122171	LED34BDT8/G/8/835	120-277	20	96	4000	3500K	80		50,000	>.9	Yes	Yes	Damp	Double-Ended Power
	Fa8	34	93122172	LED34BDT8/G/8/840	120-277	20	96	4400	4000K	80		50,000	>.9	Yes	Yes	Damp	Double-Ended Power
	Fa8	34	93122174	LED34BDT8/G/8/850	120-277	20	96	4400	5000K	80		50,000	>.9	Yes	Yes	Damp	Double-Ended Power
	r17d	43	93132590	LED43BDT8/G8/830	120-277	20	96	5000	3000K	80		50,000	>.9	-	Yes	Damp	Double Ended Power
	r17d	43	93132591	LED43BDT8/G8/835	120-277	20	96	5000	3500K	80		50,000	>.9	-	Yes	Damp	Double Ended Power
	r17d	43	93132592	LED43BDT8/G8/840	120-277	20	96	5500	4000K	80		50,000	>.9	-	Yes	Damp	Double Ended Power
	r17d	43	93132593	LED43BDT8/G8/850	120-277	20	96	5500	5000K	80		50,000	>.9	-	Yes	Damp	Double Ended Power
<b>Ballast Bypass - 4 ft LED Glass Tubes</b>																	
G13	16	93123476	LED16BDT8/G4/830	120-277	20	48	2100	3000K	80			50,000	>.9	Yes	Yes	Damp	Double-Ended Power
G13	16	93125618	LED16BDT8/G4/835	120-277	20	48	2150	3500K	80			50,000	>.9	Yes	Yes	Damp	Double-Ended Power
G13	16	93125620	LED16BDT8/G4/840	120-277	20	48	2200	4000K	80			50,000	>.9	Yes	Yes	Damp	Double-Ended Power
G13	16	93125622	LED16BDT8/G4/850	120-277	20	48	2200	5000K	80			50,000	>.9	Yes	Yes	Damp	Double-Ended Power
G13	14	39493	LED14BDT8/G4/830	120-277	20	48	1700	3000K	80			50,000	>.9	Yes	Yes	Damp	Double-Ended Power
G13	14	39494	LED14BDT8/G4/835	120-277	20	48	1750	3500K	80			50,000	>.9	Yes	Yes	Damp	Double-Ended Power
G13	14	39498	LED14BDT8/G4/840	120-277	20	48	1800	4000K	80			50,000	>.9	Yes	Yes	Damp	Double-Ended Power
G13	14	39519	LED14BDT8/G4/850	120-277	20	48	1850	5000K	80			50,000	>.9	Yes	Yes	Damp	Double-Ended Power
G13	11	93117212	LED11BDT8/G4/830	120-277	20	48	1600	3000K	80			50,000	>.9	-	Yes	Damp	Double-Ended Power
G13	11	93117213	LED11BDT8/G4/835	120-277	20	48	1650	3500K	80			50,000	>.9	Yes	Yes	Damp	Double-Ended Power
G13	11	93117214	LED11BDT8/G4/840	120-277	20	48	1650	4000K	80			50,000	>.9	Yes	Yes	Damp	Double-Ended Power
G13	11	93117215	LED11BDT8/G4/850	120-277	20	48	1700	5000K	80			50,000	>.9	Yes	Yes	Damp	Double-Ended Power
<b>Ballast Bypass - 3 ft LED Glass Tubes</b>																	
G13	12	39525	LED12BDT8/G3/830	120-277	20	36	1450	3000K	80			50,000	>.9	Yes	Yes	Damp	Double-Ended Power
G13	12	39547	LED12BDT8/G3/835	120-277	20	36	1500	3500K	80			50,000	>.9	Yes	Yes	Damp	Double-Ended Power
G13	12	39554	LED12BDT8/G3/840	120-277	20	36	1550	4000K	80			50,000	>.9	Yes	Yes	Damp	Double-Ended Power
G13	12	39557	LED12BDT8/G3/850	120-277	20	36	1550	5000K	80			50,000	>.9	Yes	Yes	Damp	Double-Ended Power
<b>Ballast Bypass - 2 ft LED Glass Tubes</b>																	
G13	9	39558	LED9BDT8/G2/830	120-277	20	24	1100	3000K	80			50,000	>.9	Yes	Yes	Damp	Double-Ended Power
G13	9	39560	LED9BDT8/G2/835	120-277	20	24	1150	3500K	80			50,000	>.9	Yes	Yes	Damp	Double-Ended Power
G13	9	39561	LED9BDT8/G2/840	120-277	20	24	1200	4000K	80			50,000	>.9	Yes	Yes	Damp	Double-Ended Power
G13	9	39563	LED9BDT8/G2/850	120-277	20	24	1200	5000K	80			50,000	>.9	Yes	Yes	Damp	Double-Ended Power
<b>Ballast Bypass - 4 ft LED Tube - PET Plastic Coated Glass</b>																	
G13	14	93123123	LED14BDT8/G4/830CT	120-277	20	48	1650	3000K	80			50,000	>.9	Yes	Yes	Damp	Shatter containment, NSF
G13	14	93123124	LED14BDT8/G4/835CT	120-277	20	48	1750	3500K	80			50,000	>.9	Yes	Yes	Damp	Shatter containment, NSF
G13	14	93123316	LED14BDT8/G4/840CT	120-277	20	48	1750	4000K	80			50,000	>.9	Yes	Yes	Damp	Shatter containment, NSF
G13	14	93123317	LED14BDT8/G4/850CT	120-277	20	48	1800	5000K	80			50,000	>.9	Yes	Yes	Damp	Shatter containment, NSF
G13	11	93129539	LED11BDT8/G4/830CT	120-277	20	48	1550	3000K	80			50,000	>.9	-	Yes	Damp	Shatter containment, NSF
G13	11	93129660	LED11BDT8/G4/835CT	120-277	20	48	1600	3500K	80			50,000	>.9	Yes	Yes	Damp	Shatter containment, NSF
G13	11	93129666	LED11BDT8/G4/840CT	120-277	20	48	1650	4000K	80			50,000	>.9	Yes	Yes	Damp	Shatter containment, NSF
G13	11	93129717	LED11BDT8/G4/850CT	120-277	20	48	1700	5000K	80			50,000	>.9	Yes	Yes	Damp	Shatter containment, NSF
<b>Ballast Bypass - 4 ft LED Glass BAA Compliant Tubes MTO 1000 PC Min 12 weeks</b>																	
G13	10.5	93138099	LED10BDT8/G4/830BAA	120-277	25	48	1650	3000K	80			50,000	>.9	Yes	Yes	Damp	Double-Ended Power
G13	10.5	93138132	LED10BDT8/G4/835BAA	120-277	25	48	1650	3500K	80			50,000	>.9	Yes	Yes	Damp	Double-Ended Power
G13	10.5	93138239	LED10BDT8/G4/840BAA	120-277	25	48	1650	4000K	80			50,000	>.9	Yes	Yes	Damp	Double-Ended Power
G13	10.5	93138240	LED10BDT8/G4/850BAA	120-277	25	48	1650	5000K	80			50,000	>.9	Yes	Yes	Damp	Double-Ended Power
G13	14	93138241	LED14BDT8/G4/830BAA	120-277	25	48	1800	3000K	80			50,000	>.9	Yes	Yes	Damp	Double-Ended Power
G13	14	93138242	LED14BDT8/G4/835BAA	120-277	25	48	1800	3500K	80			50,000	>.9	Yes	Yes	Damp	Double-Ended Power
G13	14	93138244	LED14BDT8/G4/840BAA	120-277	25	48	1800	4000K	80			50,000	>.9	Yes	Yes	Damp	Double-Ended Power
G13	14	93138245	LED14BDT8/G4/850BAA	120-277	25	48	1800	5000K	80			50,000	>.9	Yes	Yes	Damp	Double-Ended Power
G13	15	93138262	LED15BDT8/G4/830BAA	120-277	25	48	2200	3000K	80			50,000	>.9	Yes	Yes	Damp	Double-Ended Power
G13	15	93138263	LED15BDT8/G4/835BAA	120-277	25	48	2200	3500K	80			50,000	>.9	Yes	Yes	Damp	Double-Ended Power
G13	15	93138264	LED15BDT8/G4/840BAA	120-277	25	48	2200	4000K	80			50,000	>.9	Yes	Yes	Damp	Double-Ended Power
G13	15	93138265	LED15BDT8/G4/850BAA	120-277	25	48	2200	5000K	80			50,000	>.9	Yes	Yes	Damp	Double-Ended Power
<b>Ballast Bypass - 3 ft LED Glass BAA Compliant Tubes MTO 1000 PC Min 12 weeks</b>																	
G13	12	93151855	LED12BDT8/G3/830BAA	120-277	25	36	1450	3000K	80			50,000	>.9	Yes	Yes	Damp	Double-Ended Power
G13	12	93151858	LED12BDT8/G3/835BAA	120-277	25	36	1450	3500K	80			50,000	>.9	Yes	Yes	Damp	Double-Ended Power
G13	12	93151857	LED12BDT8/G3/840BAA	120-277	25	36	1450	4000K	80			50,000	>.9	Yes	Yes	Damp	Double-Ended Power
G13	12	93151856	LED12BDT8/G3/850BAA	120-277	25	36	1450	5000K	80			50,000	>.9	Yes	Yes	Damp	Double-Ended Power
<b>Ballast Bypass - 2 ft LED Glass BAA Compliant Tubes MTO 1000 PC Min 12 weeks</b>																	
G13	9	93151812	LED9BDT8/G2/830BAA	120-277	25	24	1150	3000K	80			50,000	>.9	Yes	Yes	Damp	Double-Ended Power
G13	9	93151813	LED9BDT8/G2/835BAA	120-277	25	24	1150	3500K	80			50,000	>.9	Yes	Yes	Damp	Double-Ended Power
G13	9	93151832	LED9BDT8/G2/840BAA	120-277	25	24	1150	4000K	80			50,000	>.9	Yes	Yes	Damp	Double-Ended Power
G13	9	93151833	LED9BDT8/G2/850BAA	120-277	25	24	1150	5000K	80			50,000	>.9	Yes	Yes	Damp	Double-Ended Power
<b>Ballast Bypass Type B Double Ended LED U1-Tubes</b>																	
2G13	13	93107387	LED13BDT8/U/830	120-277	15	22.5	1750	3000K	80			50,000	>.9	Yes	Yes	Damp	Double Ended Power
2G13	13	93107352	LED13BDT8/U/835	120-277	15	22.5	1800	3500K	80			50,000	>.9	Yes	Yes	Damp	Double Ended Power
2G13	13	93107388	LED13BDT8/U/840	120-277	15	22.5	1850	4000K	80			50,000	>.9	Yes	Yes	Damp	Double Ended Power
2G13	13	93107389	LED13BDT8/U/850	120-277	15	22.5	1850	5000K	80			50,000	>.9	Yes	Yes	Damp	Double Ended Power
<b>Ballast Bypass Type B Double Ended LED U6-Tubes</b>																	
2G13	13	93133049	LED13BDT8/U6/830	120-277	12	22.5	1750	3000K	80			50,000	>.9	Yes	Yes	Damp	Double Ended Power
2G13	13	93133050	LED13BDT8/U6/835	120-277	12	22.5	1800	3500K	80			50,000	>.9	Yes	Yes	Damp	Double Ended Power
2G13	13	93133051	LED13BDT8/U6/840	120-277	12	22.5	1850	4000K	80			50,000	>.9	Yes	Yes	Damp	Double Ended Power
2G13	13	93133052	LED13BDT8/U6/850	120-277	12	22.5	1850	5000K	80			50,000	>.9	Yes	Yes	Damp	Double Ended Power

Updated / New Product

Information provided is subject to change without notice. Please verify all details with Current. All values are design or typical values when measured under laboratory conditions, and Current makes no warranty or guarantee, expressed or implied, that such performance will be obtained under end-use conditions.

Get more information at  
[www.gecurrent.com](http://www.gecurrent.com)



# LED REPLACEMENT TUBES

## Ballast Bypass Glass Tubes - Double Ended - Type B T5

Type	Base Type	Watts	Order Code	Description	Volts	Case <sup>2</sup> Qty	MOL (In)	Lumens Initial	Initial Color Temp	CRI	Wattage Replacement	Rated <sup>1</sup> Life L70 (Hrs)	Power Factor	DLC <sup>®</sup>	UL	Location <sup>3</sup> Rating	Additional Information	
<b>Ballast Bypass - 4 ft LED Glass T5 HO Tubes</b>																		
<b>T5</b>	<b>25</b>	<b>93100292</b>	<b>LED25BDT5/G4/830</b>	<b>120-277</b>	<b>20</b>	<b>46</b>	<b>3300</b>	<b>3000</b>	<b>80</b>	<b>-</b>	<b>50,000</b>	<b>&gt;.9</b>	<b>Yes</b>	<b>Yes</b>	<b>Damp</b>	<b>Double-Ended Power</b>		
	25	93100293	LED25BDT5/G4/835	120-277	20	46	3400	3500	80	-	50,000	>.9	Yes	Yes	Damp	Double-Ended Power		
	25	93100294	LED25BDT5/G4/840	120-277	20	46	3500	4000	80	-	50,000	>.9	Yes	Yes	Damp	Double-Ended Power		
	25	93100295	LED25BDT5/G4/850	120-277	20	46	3600	5000	80	-	50,000	>.9	Yes	Yes	Damp	Double-Ended Power		
<b>Ballast Bypass - 3 ft LED Glass T5 HO Tubes</b>																		
	17	93114325	LED17BDT5/G3/830	120-277	20	33	2300	3000	80	-	50,000	>.9	-	Yes	Damp	Double-Ended Power		
	17	93114626	LED17BDT5/G3/835	120-277	20	33	2400	3500	80	-	50,000	>.9	-	Yes	Damp	Double-Ended Power		
	17	93114629	LED17BDT5/G3/840	120-277	20	33	2500	4000	80	-	50,000	>.9	-	Yes	Damp	Double-Ended Power		
	17	93114814	LED17BDT5/G3/850	120-277	20	33	2550	5000	80	-	50,000	>.9	-	Yes	Damp	Double-Ended Power		
<b>Ballast Bypass - 2 ft LED Glass T5 HO Tubes</b>																		
	11	93113793	LED11BDT5/G2/830	120-277	20	22	1500	3000	80	-	50,000	>.9	-	Yes	Damp	Double-Ended Power		
	11	93114322	LED11BDT5/G2/835	120-277	20	22	1550	3500	80	-	50,000	>.9	-	Yes	Damp	Double-Ended Power		
	11	93114323	LED11BDT5/G2/840	120-277	20	22	1600	4000	80	-	50,000	>.9	-	Yes	Damp	Double-Ended Power		
	11	93114324	LED11BDT5/G2/850	120-277	20	22	1650	5000	80	-	50,000	>.9	-	Yes	Damp	Double-Ended Power		
<b>Ballast Bypass - 4 ft LED Glass T5 HE Tubes</b>																		
<b>T5</b>	<b>14</b>	<b>93128354</b>	<b>LED14BDT5G4830HE</b>	<b>120-277</b>	<b>20</b>	<b>46</b>	<b>2050</b>	<b>3000</b>	<b>80</b>	<b>-</b>	<b>50,000</b>	<b>&gt;.9</b>	<b>Yes</b>	<b>Yes</b>	<b>Damp</b>	<b>Double-Ended Power</b>		
	14	93128355	LED14BDT5G4835HE	120-277	20	46	2100	3500	80	-	50,000	>.9	Yes	Yes	Damp	Double-Ended Power		
	14	93128486	LED14BDT5G4840HE	120-277	20	46	2150	4000	80	-	50,000	>.9	Yes	Yes	Damp	Double-Ended Power		
	14	93128487	LED14BDT5G4850HE	120-277	20	46	2150	5000	80	-	50,000	>.9	Yes	Yes	Damp	Double-Ended Power		
<b>Ballast Bypass - 3 ft LED Glass T5 HE Tubes</b>																		
	11	93128488	LED11BDT5G3830HE	120-277	20	33	1600	3000	80	-	50,000	>.9	-	Yes	Damp	Double-Ended Power		
	11	93128490	LED11BDT5G3835HE	120-277	20	33	1650	3500	80	-	50,000	>.9	-	Yes	Damp	Double-Ended Power		
	11	93128491	LED11BDT5G3840HE	120-277	20	33	1700	4000	80	-	50,000	>.9	-	Yes	Damp	Double-Ended Power		
	11	93128492	LED11BDT5G3850HE	120-277	20	33	1700	5000	80	-	50,000	>.9	-	Yes	Damp	Double-Ended Power		
<b>Ballast Bypass - 2 ft LED Glass T5 HE Tubes</b>																		
	9	93128494	LED9BDT5G2/830HE	120-277	20	22	1250	3000	80	-	50,000	>.9	-	Yes	Damp	Double-Ended Power		
	9	93128495	LED9BDT5G2/835HE	120-277	20	22	1300	3500	80	-	50,000	>.9	-	Yes	Damp	Double-Ended Power		
	9	93128570	LED9BDT5G2/840HE	120-277	20	22	1350	4000	80	-	50,000	>.9	-	Yes	Damp	Double-Ended Power		
	9	93128571	LED9BDT5G2/850HE	120-277	20	22	1350	5000	80	-	50,000	>.9	-	Yes	Damp	Double-Ended Power		

## Ballast Bypass Glass Tubes - Single Ended - Type B

Type	Base Type	Watts	Order Code	Description	Volts	Case <sup>2</sup> Qty	MOL (In)	Lumens Initial	Initial Color Temp	CRI	Wattage Replacement	Rated <sup>1</sup> Life L70 (Hrs)	DLC <sup>®</sup>	UL	Location <sup>3</sup> Rating	Additional Information
<b>Ballast Bypass- 3 ft LED Glass Tubes</b>																
<b>T8</b>	<b>G13</b>	<b>13</b>	<b>34472</b>	<b>LED13BT8/G3/830</b>	<b>120-277</b>	<b>20</b>	<b>36</b>	<b>1700</b>	<b>3000K</b>	<b>80+</b>	<b>-</b>	<b>50,000</b>	<b>-</b>	<b>Yes</b>	<b>Damp</b>	<b>Non-shunted Sockets Required</b>
	G13	13	34474	LED13BT8/G3/835	120-277	20	36	1800	3500K	80+	-	50,000	-	Yes	Damp	Non-shunted Sockets Required
	G13	13	34477	LED13BT8/G3/840	120-277	20	36	1850	4000K	80+	-	50,000	-	Yes	Damp	Non-shunted Sockets Required
	G13	13	34478	LED13BT8/G3/850	120-277	20	36	1900	5000K	80+	-	50,000	-	Yes	Damp	Non-shunted Sockets Required
<b>Ballast Bypass- 2 ft LED Glass Tubes</b>																
	<b>G13</b>	<b>8</b>	<b>34468</b>	<b>LED8BT8/G2/830</b>	<b>120-277</b>	<b>20</b>	<b>24</b>	<b>950</b>	<b>3000K</b>	<b>80+</b>	<b>-</b>	<b>50,000</b>	<b>Yes</b>	<b>Yes</b>	<b>Damp</b>	<b>Non-shunted Sockets Required</b>
	G13	8	32125	LED8BT8/G2/835	120-277	20	24	1000	3500K	80+	-	50,000	Yes	Yes	Damp	Non-shunted Sockets Required
<b>Ballast Bypass Type B LED U6-Tubes</b>																
	<b>2G13</b>	<b>13</b>	<b>34480</b>	<b>LED13BT8/U6/830</b>	<b>120-277</b>	<b>12</b>	<b>36</b>	<b>1800</b>	<b>3000K</b>	<b>80+</b>	<b>-</b>	<b>50,000</b>	<b>Yes</b>	<b>Yes</b>	<b>Damp</b>	<b>Non-shunted Sockets Required</b>
	2G13	13	34481	LED13BT8/U6/835	120-277	12	36	1850	3500K	80+	-	50,000	Yes	Yes	Damp	Non-shunted Sockets Required
	2G13	13	34484	LED13BT8/U6/850	120-277	12	36	1900	5000K	80+	-	50,000	Yes	Yes	Damp	Non-shunted Sockets Required
<b>Ballast Bypass Type B LED U1-5/8-Tubes</b>																
	<b>2G13</b>	<b>13</b>	<b>34487</b>	<b>LED13BT8/U/830</b>	<b>120-277</b>	<b>15</b>	<b>22.5</b>	<b>1750</b>	<b>3000K</b>	<b>80+</b>	<b>-</b>	<b>50,000</b>	<b>Yes</b>	<b>Yes</b>	<b>Damp</b>	<b>Non-shunted Sockets Required</b>
	2G13	13	34489	LED13BT8/U/835	120-277	15	22.5	1800	3500K	80+	-	50,000	Yes	Yes	Damp	Non-shunted Sockets Required

## In-Line Fuse - Type B

Order Code	Description	Kit Contents
39017	BT8-1AFUSEKIT	1 Fuse (1A), 1 Fuse Holder

<sup>1</sup> The life rating is based on the hours of operation the lamp will provide before reaching 70% of its original rating (L70)

<sup>2</sup> Minimum order quantity = Case Quantity

★ ENERGY STAR® status: ENERGY STAR® certified. Lamps without a "★" are not ENERGY STAR® certified.

<sup>3</sup> UL 1993 Environmental Requirements for LED LAMPS

Location, damp – Exterior or interior location that is normally or periodically subject to condensation of moisture in, on, or adjacent to, electrical equipment, and includes partially protected locations.

Location, dry – Location not normally subject to dampness, may include a location subject to temporary dampness, i.e., building under construction, provided ventilation is adequate to prevent an accumulation of moisture.

Location, wet – Location in which water or other liquid can drip, splash, or flow on or against electrical equipment.

**Notes:** 1) Product descriptions ending in "/TP" indicate a carded blister or clamshell package nested in a tray for shelf display. Cards also designed for hook display.

# LED REPLACEMENT LAMPS

## Remote Plastic Tubes - Type C

Type	Base Type	Watts	Order Code	Description	Volts	Case <sup>2</sup> Qty	MOL (In)	Lumens Initial	Initial Color Temp	CRI	Wattage Replacement	Rated Life <sup>1</sup> L70 (Hrs)	DLC <sup>®</sup>	UL	Location <sup>3</sup> Rating	Additional Information
Remote Plastic 4ft LED Tubes (Operates on Remote Driver)													See LumenChoice™ Section for Replacements			
G13	13	38954	LED15T8/4/830		10	48	1950	3000K	80+		70,000	Yes	Yes	Damp	Requires Driver, NSF Rated	
Remote Plastic 3ft LED Tubes (Operates on Remote Driver)													See LumenChoice™ Section for Replacements			
G13	16	82345	LED18T8/3/840		10	36	1800	4000K	80+		70,000	-	Yes	Damp	Requires Driver, NSF Rated	
G13	13	99694	LED15T8/3/840		20	36	1950	4000K	80+		70,000	-	Yes	Damp	Requires Driver, NSF Rated	
Remote Plastic 2ft LED Tubes (Operates on Remote Driver)													See LumenChoice™ Section for Replacements			
G13	8	92997	LED9T8/2/865		20	24	1000	5000K	80+		70,000	-	Yes	Damp	Requires Driver, NSF Rated	
Remote Plastic LED U Tubes (Operates on Remote Driver)																
G13	12	28084	LED14T8/U/835		15	22.5	1700	3500K	80+		50,000	Yes	Yes	Damp	Requires Driver	
G13	12	28164	LED14T8/U/840		15	22.5	1700	4000K	80+		50,000	Yes	Yes	Damp	Requires Driver	

## Remote Glass Tubes - Type C

Type	Base Type	Watts	Order Code	Description	Volts	Case <sup>2</sup> Qty	MOL (In)	Lumens Initial	Initial Color Temp	CRI	Wattage Replacement	Rated Life <sup>1</sup> L70 (Hrs)	DLC <sup>®</sup>	UL	Location <sup>3</sup> Rating	Additional Information
Remote 4ft LED Glass Tubes (Operates on Remote Driver)																
T8	G13	18	62485	LED21T8/G/4/840		10	48	2700	4000K	80+	70,000	Yes	Yes	Damp	Requires Driver	
G13	18	62407	LED21T8/G/4/840HL		10	48	3200	4000K	80+		70,000	Yes	Yes	Damp	Requires Driver	
G13	18	91498	LED21T8/G/4/850US		20	48	2600	5000K	80+		70,000	Yes	Yes	Damp	Requires Driver - Assembled in USA	
G13	13	38944	LED15T8/G/4/830		10	48	1850	3000K	80+		70,000	Yes	Yes	Damp	Requires Driver	
Remote 3ft LED Glass Tubes (Operates on Remote Driver)																
G13	13	99687	LED15T8/G/3/830		20	36	1800	3000K	80+		70,000	-	Yes	Damp	Requires Driver	
G13	13	99689	LED15T8/G/3/840		20	36	1900	4000K	80+		70,000	-	Yes	Damp	Requires Driver	
G13	16	38258	LED18T8/G/3/835		20	36	1800	3500K	80+		70,000	-	Yes	Damp	Requires Driver	
Remote 8ft LED Glass Tubes (Operates on Remote Driver)																
Fa8	30	62326	LED36T8/G/8/830		20	96	4200	3000K	80+		50,000	Yes	Yes	Damp	Requires Driver	
Fa8	30	62327	LED36T8/G/8/835		20	96	4400	3500K	80+		50,000	Yes	Yes	Damp	Requires Driver	
Fa8	30	62329	LED36T8/G/8/840		20	96	4400	4000K	80+		50,000	Yes	Yes	Damp	Requires Driver	
Fa8	30	62349	LED36T8/G/8/850		20	96	4400	5000K	80+		50,000	Yes	Yes	Damp	Requires Driver	
Remote Glass U6 Tubes (Operates on Remote Driver)																
G13	13	43131	LED15T8/G/U6/830		12	22.5	1700	3000K	80+		50,000	Yes	Yes	Damp	Requires Driver	
G13	13	43135	LED15T8/G/U6/835		12	22.5	1800	3500K	80+		50,000	Yes	Yes	Damp	Requires Driver	
G13	13	43143	LED15T8/G/U6/840		12	22.5	1800	4000K	80+		50,000	Yes	Yes	Damp	Requires Driver	
G13	13	43145	LED15T8/G/U6/850		12	22.5	1800	5000K	80+		50,000	Yes	Yes	Damp	Requires Driver	

## Remote Glass Tubes - Type C

Type	Base Type	Watts	Order Code	Description	Volts	Case <sup>2</sup> Qty	MOL (In)	Lumens Initial	Initial Color Temp	CRI	Wattage Replacement	Rated Life <sup>1</sup> L70 (Hrs)	DLC <sup>®</sup>	UL	Location <sup>3</sup> Rating	Additional Information
Remote 2ft LED Glass T5 HO Tubes (Operates on Remote Driver)													See LumenChoice™ Section for Replacements			
G5	13	76150	LED15T5/G/2/830		20	22	1800	3000K	80+		50,000	-	Yes	Damp	Requires Driver	
G5	13	76164	LED15T5/G/2/835		20	22	1850	3500K	80+		50,000	-	Yes	Damp	Requires Driver	
G5	13	76129	LED15T5/G/2/840		20	22	1900	4000K	80+		50,000	-	Yes	Damp	Requires Driver	
Remote 4ft LED Glass T5 HE Tubes (Operates on Remote Driver)													See LumenChoice™ Section for Replacements			
G5	13	34182	LED15T5/G4/835HE		20	46	1950	3500K	80+		50,000	Yes	Yes	Damp	Requires Driver	
Remote 2ft LED Glass T5 HE Tubes (Operates on Remote Driver)													See LumenChoice™ Section for Replacements			
G5	8	34196	LED9T5/G2/830HE		20	22	1100	3000K	80+		50,000	-	Yes	Damp	Requires Driver	
G5	8	34197	LED9T5/G2/835HE		20	22	1150	3500K	80+		50,000	-	Yes	Damp	Requires Driver	
G5	8	34204	LED9T5/G2/840HE		20	22	1200	4000K	80+		50,000	-	Yes	Damp	Requires Driver	

# LED REPLACEMENT DRIVERS

## Remote Drivers

Type	Base Type	Max Watts	Order Code	Description	Volts	Case <sup>2</sup> Qty	Output Current (A)	Frequency	Eff	Output	Output Voltage	Temp (Min)	Temp (Max)	Dimmable	Additional Information
Drivers - Dimming															
	72	63126	LED36T8/DR/D2L	120-277V	10	1.06x2	50/60 Hz	>.9	DC	26-34V	-4° F	113° F	Yes	Maximum 2 Tubes	
	144	92013	LED36T8/DR/D4L	120-277V	10	1.06x4	50/60 Hz	>.9	DC	26-34V	-4° F	113° F	Yes	Maximum 4 Tubes	

<sup>1</sup> The life rating is based on the hours of operation the lamp will provide before reaching 70% of its original rating (L70)

<sup>2</sup> Minimum order quantity = Case Quantity

★ ENERGY STAR® status: ENERGY STAR® certified. Lamps without a "★" are not ENERGY STAR® certified.

<sup>3</sup> UL 1993 Environmental Requirements for LED LAMPS

Location, damp – Exterior or interior location that is normally or periodically subject to condensation of moisture in, on, or adjacent to, electrical equipment, and includes partially protected locations.

Location, dry – Location not normally subject to dampness, may include a location subject to temporary dampness, i.e., building under construction, provided ventilation is adequate to prevent an accumulation of moisture.

Location, wet – Location in which water or other liquid can drip, splash, or flow on or against electrical equipment.

**Notes:** 1) Product descriptions ending in "/TP" indicate a carded blister or clamshell package nested in a tray for shelf display. Cards also designed for hook display.

# LumenChoice® Type C LED Tube and Driver System

Convert your existing linear fluorescent fixture to LED lighting without needing a comprehensive reinstall. LED tubes are ideal for those seeking high energy savings with minimal installation time.

Current's LumenChoice® Type C system utilizes one LED tube to create multiple lumen options via the wattage of the selected LED driver. See reverse for LED tubes and driver product details.

## Current offers two driver platforms:

- 1) **Regular Drivers**-choose the desired fixed-wattage option based on the desired lumen output, i.e. 12W, 15W, 21W. Available in Dimming and Non-Dimming.
- 2) **LumenChoice® Drivers**-adjust the wattage/lumen level on the driver, in the field i.e. toggle from 9W, 12W, 16W. This option simplifies bill of materials and inventory even further, and allows for making on-the-fly wattage/lumen adjustments at the point of installation. Low Watt drivers (LW) and High watt drivers (HW) come pre-set at 12W and 21W respectively and can easily be adjusted pre or post installation. All LumenChoice Drivers are 0-10V dimming also, allowing for even more control over lumen output and efficiency.

## FEATURES

- T8 & T5 Configurations
- 2', 3' & 4' Tubes
- 1050 – 3000 lumens
- >120 total system lumens per watt (LPW)
- 3000K, 3500K, 4000K, 5000K and 6500K color temperatures
- T8 70,000 hr life rating & 7 year warranty
- T5 50,000 hr life rating & 5 year warranty
- UL and cUL
- Open or enclosed fixtures
- Damp rating
- Dimmable (0-10V with dimming driver)

## PERFORMANCE BENEFITS

- Fast and Easy LED upgrade
- Low energy LFL replacement
- 2.3X Longer Life vs LFL (70,000 vs. 30,000 hours)
- Better quality of light –instant on
- Glass-270° light distribution
- Easy disposal, non-hazardous waste

## General Lamp Product Information and Performance Data

General information						
Lamp Type	Base Type	CRI	Case Pack	Rated life (L70)	UL	Location Rating
T8	G13	80+	20	70,000	Yes	Damp
T5	G5	80+	20	50,000	Yes	Damp

## Performance Data

The tables on the following pages show the LumenChoice LED tubes in combination with regular fixed wattage driver options and LumenChoice® driver options that will result in different lumen levels.

# LumenChoice® TYPE C LED TUBE AND DRIVER SYSTEM

## Lamp Performance-LumenChoice® Drivers

2'-4' Glass T8 and LumenChoice® Driver										
4ft Glass				Driver	Low	Watt	LumenChoice	21378 - LED/DR/D2L/LW 21379 - LED/DR/D4L/LW		
Lamp Product Code	Lamp Description	CCT	DLC <sup>5</sup>	Wattage	8W	9W	12W	15W	16.5W	Notes
34211	LEDT8/LC/G/4/830	3000K	Yes	Initial Lumens	1050	1150	1550	1900	2000	
34227	LEDT8/LC/G/4/835	3500K	Yes		1050	1200	1600	1950	2050	
34235	LEDT8/LC/G/4/840	4000K	Yes		1050	1200	1600	1950	2050	
34239	LEDT8/LC/G/4/850	5000K	Yes		1050	1200	1600	1950	2050	
4ft Glass				Driver	High	Watt	LumenChoice	21383 - LED/DR/D2L/HW 21392 - LED/DR/D4L/HW		
Lamp Product Code	Lamp Description	CCT	DLC <sup>5</sup>	Wattage	18W	19.5W	21W	23W*	25W*	Notes
34211	LEDT8/LC/G/4/830	3000K	Yes	Initial Lumens	2250	2500	2650	2850	2950	
34227	LEDT8/LC/G/4/835	3500K	Yes		2300	2550	2700	2900	3000	
34235	LEDT8/LC/G/4/840	4000K	Yes		2300	2550	2700	2900	3000	
34239	LEDT8/LC/G/4/850	5000K	Yes		2300	2550	2700	2900	3000	
3ft Glass				Driver	Low	Watt	LumenChoice	21378 - LED/DR/D2L/LW 21379 - LED/DR/D4L/LW		
Lamp Product Code	Lamp Description	CCT	DLC <sup>5</sup>	Wattage	8W	9W	12W	15W	16.5W	Notes
36394	LEDT8/LC/G/3/830	3000K	Yes	Initial Lumens	1050	1150	1550	1900	2050	
36395	LEDT8/LC/G/3/835	3500K	Yes		1050	1200	1600	1950	2100	
36398	LEDT8/LC/G/3/840	4000K	Yes		1050	1200	1600	1950	2100	
36401	LEDT8/LC/G/3/850	5000K	Yes		1050	1200	1600	1950	2100	
2ft Glass				Driver	Low	Watt	LumenChoice	21378 - LED/DR/D2L/LW 21379 - LED/DR/D4L/LW		
Lamp Product Code	Lamp Description	CCT	DLC <sup>5</sup>	Wattage	8W	9W	12W			
36406	LEDT8/LC/G/2/830	3000K	-	Initial Lumens	1000	1100	1450			
36408	LEDT8/LC/G/2/835	3500K	Yes		1050	1200	1550			
36409	LEDT8/LC/G/2/840	4000K	Yes		1050	1200	1550			
36413	LEDT8/LC/G/2/850	5000K	Yes		1050	1200	1550			

# LumenChoice® TYPE C LED TUBE AND DRIVER SYSTEM

## Lamp Performance-Regular Drivers

4' HO and Regular Driver											
4ft Glass				Driver	LED36T8/DR/XX						
Lamp Product Code	Lamp Description	CCT	DLC <sup>5</sup>	Wattage						Notes	
38926	LEDT5/LC/G/4/830	3000K	Yes	Initial Lumens						36W	4300
38934	LEDT5/LC/G/4/835	3500K	Yes							4350	
38940	LEDT5/LC/G/4/840	4000K	Yes							4400	
38946	LEDT5/LC/G/4/850	5000K	Yes							4400	

# LumenChoice™ TYPE C LED TUBE AND DRIVER SYSTEM

## Lamp Performance-LumenChoice® Drivers

2'-4' T5 HO and LumenChoice® Driver										
4ft Glass				Driver	High Watt LumenChoice Driver			21383 - LED/DR/D2L/HW 21392 - LED/DR/D4L/HW *4L driver Max Setting at 21W per lamp		
Lamp Product Code	Lamp Description	CCT	DLC*	Wattage	18W	19.5W	21W	23W*	25W*	Notes
38926	LEDT5/LC/G/4/830	3000K	-	Initial Lumens	2350	2500	2650	2850	3050	
38934	LEDT5/LC/G/4/835	3500K	-		2400	2550	2750	2950	3150	
38940	LEDT5/LC/G/4/840	4000K	-		2450	2600	2850	3050	3250	
38946	LEDT5/LC/G/4/850	5000K	-		2450	2600	2850	3050	3250	
3ft Glass				Driver	High Watt LumenChoice Driver			21383 - LED/DR/D2L/HW 21392 - LED/DR/D4L/HW		
Lamp Product Code	Lamp Description	CCT	DLC*	Wattage	18W	19.5W	21W	23W*	25W*	Notes
38947	LEDT5/LC/G/3/830	3000K	-	Initial Lumens	2300	2450	2600	2800	3000	
38948	LEDT5/LC/G/3/835	3500K	-		2350	2500	2700	2900	3100	
38949	LEDT5/LC/G/3/840	4000K	-		2400	2550	2800	3000	3200	
38955	LEDT5/LC/G/3/850	5000K	-		2400	2550	2800	3000	3200	
2ft Glass				Driver	Low Watt LumenChoice Driver			21378 - LED/DR/D2L/LW 21379 - LED/DR/D4L/LW		
Lamp Product Code	Lamp Description	CCT	DLC*	Wattage	8W	9W	12W	15W	16.5W	Notes
38968	LEDT5/LC/G/2/830	3000K	-	Initial Lumens	1000	1200	1550	1800	2000	
38980	LEDT5/LC/G/2/835	3500K	-		1050	1200	1600	1850	2050	
38983	LEDT5/LC/G/2/840	4000K	-		1100	1250	1650	1900	2100	
38992	LEDT5/LC/G/2/850	5000K	-		1100	1250	1650	1900	2100	

## LED REPLACEMENT DRIVERS

### Regular Remote Drivers

Type	Max Watts	Order Code	Description	Volts	Case <sup>1</sup> Qty	Output Current (A)	Frequency	Eff	Output	Output Voltage	Temp (Min)	Temp (Max)	0-10V Dimmable	Additional Information
Lichtech Drivers - Dimming														
72	63126	LED36T8/DR/D2L	120-277V	10	1.06x2	50/60 Hz	>.9	DC	26-34V	-4° F	113° F	Yes	Maximum 2 Tubes	
144	92013	LED36T/DR/D4L	120-277V	10	1.06x4	50/60 Hz	>.9	DC	26-34V	-4° F	113° F	Yes	Maximum 4 Tube	

### LumenChoice® Drivers

Type	Max Watts	Order Code	Description	Volts	Case <sup>1</sup> Qty	Max Output Current (A)	Frequency	Eff	Output	Output Voltage	Temp (Min)	Temp (Max)	0-10V Dimmable	Additional Information
Lumen Choice® Drivers - Dimming														
33	21378	LED/DR/D2L/LW	120-277V	10	0.48x2	50/60 Hz	>.9	DC	26-34V	-4° F	104° F	Yes	Max 2 Tubes: 12W per tube default setting	
66	21379	LED/DR/D4L/LW	120-277V	10	0.48x4	50/60 Hz	>.9	DC	26-34V	-4° F	104° F	Yes	Max 4 Tubes: 12W per tube default setting	
50	21383	LED/DR/D2L/HW	120-277V	10	0.72x2	50/60 Hz	>.9	DC	26-34V	-4° F	104° F	Yes	Max 2 Tubes: 21W per tube default setting	
84	21392	LED/DR/D4L/HW	120-277V	10	0.72x4	50/60 Hz	>.9	DC	26-34V	-4° F	104° F	Yes	Max 4 Tubes: 21W per tube default setting	

<sup>1</sup> Minimum order quantity = Case Quantity

# Current's Hybrid Driver & Type A LED Tube (UL Type C System)

Convert your existing linear fluorescent fixture to LED lighting without needing a comprehensive reinstall. LED tubes are ideal for those seeking high energy savings with minimal installation time.

Current's Type A LED tubes and hybrid drivers create a UL Type C system to maximize rebate potential. Current offers compatible 2', 3', and 4' tubes rated at 70,000 hours and a value 4' tube rated at 50,000 hours.

Drivers are non-dimmable and must be paired with the exact lamps listed below to qualify as UL Type C system. Electrical ratings for the 2-lamp and 4-lamp hybrid drivers:

Order Code	Driver Description	Input (V)	Max Input (W)	Max Input (A)	Ouput (V)	Max Output (W)	Output (A)	PF	THD	Frequency (Hz)
21418	LED-ET8/DR/2L	120-277	35	0.4	100-160	32	0.14-0.17x2	>0.9	<15	50/60
21506	LED-ET8/DR/4L	120-277	64	0.8	100-160	60	0.14-0.17x4	>0.9	<15	50/60


Lamp performance with the 2-lamp driver for 2 lamps (2L) and one lamp (1L):

Base Type	Order Code	Lamp Description	DLC®	UL	Lamp Watts	Lumens Per Lamp (2L)	System Watts (2L)	Lumens Per Lamp (1L)	System Watts (1L)
G13	35775	LED8ET8/G/2/830	-	Yes	8.5	1300	21	1950	19
G13	35776	LED8ET8/G/2/835	-	Yes	8.5	1350	21	2150	19
G13	35778	LED8ET8/G/2/840	-	Yes	8.5	1400	21	2300	19
G13	35779	LED8ET8/G/2/850	-	Yes	8.5	1350	21	2200	19
G13	35783	LED11T8/G/3/830	-	Yes	10.5	1450	24	2200	21
G13	35784	LED11T8/G/3/835	-	Yes	10.5	1500	24	2250	21
G13	35788	LED11T8/G/3/840	-	Yes	10.5	1500	24	2300	21
G13	35789	LED11T8/G/3/850	-	Yes	10.5	1550	24	2300	21
G13	34277	LED10ET8/G/4/830	-	Yes	10	1500	23	2350	20
G13	34279	LED10ET8/G/4/835	Yes	Yes	10	1600	23	2650	20
G13	34280	LED10ET8/G/4/840	Yes	Yes	10	1700	23	2800	20
G13	34282	LED10ET8/G/4/850	Yes	Yes	10	1650	23	2700	20
G13	34283	LED14ET8/G/4/830	Yes	Yes	13	1950	30	2700	23
G13	34289	LED14ET8/G/4/835	Yes	Yes	13	2000	30	2700	23
G13	34291	LED14ET8/G/4/840	Yes	Yes	13	2050	30	2850	23
G13	34300	LED14ET8/G/4/850	Yes	Yes	13	2050	30	2850	23
G13	35790	LED15ET8/G/4/830	Yes	Yes	13.5	1950	23	2750	23
G13	35791	LED15ET8/G/4/835	Yes	Yes	13.5	2000	23	2800	23
G13	35793	LED15ET8/G/4/840	Yes	Yes	13.5	2100	30	2900	23
G13	35797	LED15ET8/G/4/850	Yes	Yes	13.5	2100	30	2900	23
G13	35798	LED15ET8/G/4/865	-	Yes	13.5	2100	30	2900	23

Lamp performance with the 4-lamp driver for 4 lamps (4L) and three lamps (3L):

Base Type	Order Code	Lamp Description	DLC®	UL	Voltage	Lamp Watts	Lumens Per Lamp (4L)	System Watts (4L)	Lumens Per Lamp (3L)	System Watts (3L)
G13	35775	LED8ET8/G/2/830	-	Yes	120-277V	8.5	1300	41	1450	37
G13	35776	LED8ET8/G/2/835	-	Yes	120-277V	8.5	1300	41	1550	37
G13	35778	LED8ET8/G/2/840	-	Yes	120-277V	8.5	1400	41	1650	37
G13	35779	LED8ET8/G/2/850	-	Yes	120-277V	8.5	1350	41	1600	37
G13	35783	LED11T8/G/3/830	-	Yes	120-277V	10.5	1450	49	1600	43
G13	35784	LED11T8/G/3/835	-	Yes	120-277V	10.5	1500	49	1700	43
G13	35788	LED11T8/G/3/840	-	Yes	120-277V	10.5	1500	49	1700	43
G13	35789	LED11T8/G/3/850	-	Yes	120-277V	10.5	1550	49	1750	43
G13	34277	LED10ET8/G/4/830	-	Yes	120-277V	10	1500	47	1450	41
G13	34279	LED10ET8/G/4/835	Yes	Yes	120-277V	10	1600	47	1500	41
G13	34280	LED10ET8/G/4/840	Yes	Yes	120-277V	10	1700	47	1600	41
G13	34282	LED10ET8/G/4/850	Yes	Yes	120-277V	10	1650	47	1550	41
G13	34283	LED14ET8/G/4/830	Yes	Yes	120-277V	13	1900	58	2150	45
G13	34289	LED14ET8/G/4/835	Yes	Yes	120-277V	13	2000	58	2200	45
G13	34291	LED14ET8/G/4/840	Yes	Yes	120-277V	13	2050	58	2250	45
G13	34300	LED14ET8/G/4/850	Yes	Yes	120-277V	13	2050	58	2250	45
G13	35790	LED15ET8/G/4/830	Yes	Yes	120-277V	13.5	1950	60	2200	51
G13	35791	LED15ET8/G/4/835	Yes	Yes	120-277V	13.5	2000	60	2250	51
G13	35793	LED15ET8/G/4/840	Yes	Yes	120-277V	13.5	2050	60	2300	51
G13	35797	LED15ET8/G/4/850	Yes	Yes	120-277V	13.5	2050	60	2300	51
G13	35798	LED15ET8/G/4/865	-	Yes	120-277V	13.5	2050	60	2300	51

# LED Lamps





# NEMA LED HID Wattage Equivalent Industry Standard

As of April of 2021, NEMA published an industry standard for LED HID wattage equivalency for manufacturers. In the following chart, in order to claim the traditional HID wattage replacement, the lumens must meet or exceed the initial light output levels (column 3.)


Metal Halide Lamp Wattage [W]	Metal Halide Initial Light Output [lm]	Minimum LED Lamp initial light output [lm]	Current standard LED retrofit lamps	Current LED hazardous location retrofit lamps
50	3200	2000	LED21ED17	LED21ED17/HAZ
70	5200	3000	LED21ED17	LED21ED17/HAZ;
100	8100	5000	LED35ED17; LED45ED17	LED35ED17/HAZ; LED45ED17/HAZ
150	12000	7500	LED50ED23.5	
175	11000	7000	LED50ED23.5	
250	19100	12000	LED80ED23.5	LED80ED23.5/HAZ*
320 [E]	25600	16500	LED115ED28	
350 [E]	28400	18000	LED115ED28	*
360 [E]	29400	19000	LED150ED28	
400	33100	21500	LED150ED28	LED150ED28/HAZ*
750 [E]	72300	46500	LED360ED37	
1000	100280	65000	LED450BT56	

HPS Lamp Wattage [W]	HPS Initial Light Output [lm]	Minimum LED Lamp initial light output [lm]	Current standard LED retrofit lamps	Current LED hazardous location retrofit lamps
50 [E]	4500	2500	LED21ED17	LED21ED17/HAZ
70	6300	4000	LED35ED17	LED35ED17/HAZ
100	9500	6000	LED45ED17; LED50ED23.5	LED45ED17/HAZ
150	13000	8500		
200 [E]	19500	12500		
250	26000	17000	LED115ED28	LED115ED28/HAZ*
310 [E]	33200	21500	LED150ED28	LED150ED28/HAZ*
400	44000	29000	LED200ED37	
600 [E]	66000	42500	LED270BT56	
750 [E]	82500	53500		
1000	11000	73000		

\*Available in 2021


# LED REPLACEMENT LAMPS

## LED HID Type B Hazardous

Bulb Shape	Base Type	Watts	Order Code	Description	Volts	Case Qty	MOL (In)	MOD (In)	Lumens Initial	Initial Color Temp	CRI	Wattage Replacement	Rated <sup>1</sup> Life L70 (Hrs)	Dimmable	DLC <sup>3,4</sup>	Location Rating <sup>5,6</sup>	Additional Information	
<b>LED Replacement Lamps for HID</b>																		
	E39	21	93134832	LED21ED17/730/HAZ	120-277	3	5.4		3000	3000K	>70	50	50,000	-	N/A	Damp	Ballast Bypass Required	
	E39	21	93134833	LED21ED17/740/HAZ	120-277	3	5.4		3000	4000K	>70	50	50,000	-	N/A	Damp	Ballast Bypass Required	
	E39	21	93134834	LED21ED17/750/HAZ	120-277	3	5.4		3000	5000K	>70	50	50,000	-	N/A	Damp	Ballast Bypass Required	
	E39	35	93134829	LED35ED17/730/HAZ	120-277	3	5.4		5000	3000K	>70	70	50,000	-	N/A	Damp	Ballast Bypass Required	
	E39	35	93134830	LED35ED17/740/HAZ	120-277	3	5.4		5000	4000K	>70	70	50,000	-	N/A	Damp	Ballast Bypass Required	
	E39	35	93134831	LED35ED17/750/HAZ	120-277	3	5.4		5000	5000K	>70	70	50,000	-	N/A	Damp	Ballast Bypass Required	
	E39	45	93134846	LED45ED17/730/HAZ	120-277	3	5.4		6000	3000K	>70	100	50,000	-	N/A	Damp	Ballast Bypass Required	
	E39	45	93134847	LED45ED17/740/HAZ	120-277	3	5.4		6000	4000K	>70	100	50,000	-	N/A	Damp	Ballast Bypass Required	
	E39	45	93134848	LED45ED17/750/HAZ	120-277	3	5.4		6000	5000K	>70	100	50,000	-	N/A	Damp	Ballast Bypass Required	

E26 base if socket adapter is removed from the lamp.  
No DLC category for hazardous rated.

## LED HID Type B

Bulb Shape	Base Type	Watts	Order Code	Description	Volts	Case Qty <sup>2</sup>	MOL (In)	MOD (In)	Lumens Initial	Initial Color Temp	CRI	Wattage Replacement	Rated <sup>1</sup> Life L70 (Hrs)	Dimmable	DLC <sup>3,4</sup>	Location Rating <sup>5,6</sup>	
<b>LED Replacement Lamps - HID-Ballast Bypass (Type B)</b>																	
	E26	21	93112111	LED21ED17/730	120-277	3	5.4	2.55	3,000	3000K	>70	50W HID, 70W MH	50,000	-	N/A	Damp	
	E26	21	27729	LED21ED17/740	120-277	3	5.4	2.55	3,000	4000K	>70	50W HID, 70W MH	50,000	-	N/A	Damp	
	E26	21	27732	LED21ED17/750	120-277	3	5.4	2.55	3,000	5000K	>70	50W HID, 70W MH	50,000	-	N/A	Damp	
	E26	35	93112114	LED35ED17/730	120-277	3	5.4	2.55	5,000	3000K	>70	70W HID, 100W MH	50,000	-	N/A	Damp	
	E26	35	27602	LED35ED17/740	120-277	3	5.4	2.55	5,000	4000K	>70	70W HID, 100W MH	50,000	-	N/A	Damp	
	E26	35	27724	LED35ED17/750	120-277	3	5.4	2.55	5,000	5000K	>70	70W HID, 100W MH	50,000	-	N/A	Damp	
	E26	45	93116975	LED45ED17/835	120-277	3	5.4	2.55	6,000	3500K	>70	100W HID	50,000	-	N/A	Damp	
	E26	50	93125012	LED50ED23.5M/730	120-277	3	7.7	3.63	7,500	3000K	>70	100W HID, 150/175W MH	50,000	-	N/A	Damp	
	E26	50	22779	LED50ED23.5M/740	120-277	3	7.7	3.63	7,500	4000K	>70	100W HID, 150/175W MH	50,000	-	N/A	Damp	
	E26	50	93125011	LED50ED23.5M/750	120-277	3	7.7	3.63	7,500	5000K	>70	100W HID, 150/175W MH	50,000	-	N/A	Damp	
	E26	80	93125009	LED80ED23.5M/730	120-277	3	7.7	3.63	12,000	3000K	>70	150W HID, 175/250W MH	50,000	-	N/A	Damp	
	E26	80	22768	LED80ED23.5M/740	120-277	3	7.7	3.63	12,000	4000K	>70	150W HID, 175/250W MH	50,000	-	N/A	Damp	
	E26	80	93125008	LED80ED23.5M/750	120-277	3	7.7	3.63	12,000	5000K	>70	150W HID, 175/250W MH	50,000	-	N/A	Damp	
	EX39	50	27572	LED50ED23.5/725	120-277	3	7.7	3.63	7,150	2450K	>70	100W HID, 175W MH	50,000	-	-	Damp	
	EX39	50	93112115	LED50ED23.5/730	120-277	3	7.7	3.63	7,500	3000K	>70	100W HID, 150/175W MH	50,000	-	Yes	Damp	
	EX39	50	22679	LED50ED23.5/740	120-277	3	7.7	3.63	7,500	4000K	>70	100W HID, 150/175W MH	50,000	-	Yes	Damp	
	EX39	50	22739	LED50ED23.5/750	120-277	3	7.7	3.63	7,500	5000K	>70	100W HID, 150/175W MH	50,000	-	Yes	Damp	
	EX39	80	27539	LED80ED23.5/725	120-277	3	7.7	3.63	11,500	2450K	>70	150W HID, 175W MH	50,000	-	-	Damp	
	EX39	80	93112196	LED80ED23.5/730	120-277	3	7.7	3.63	12,000	3000K	>70	150W HID, 175/250W MH	50,000	-	Yes	Damp	
	EX39	80	22635	LED80ED23.5/740	120-277	3	7.7	3.63	12,000	4000K	>70	150W HID, 175/250W MH	50,000	-	Yes	Damp	
	EX39	80	22676	LED80ED23.5/750	120-277	3	7.7	3.63	12,000	5000K	>70	150W HID, 175/250W MH	50,000	-	Yes	Damp	
	EX39	115	93112197	LED115ED28/730	120-277	3	8.3	4.02	18,000	4000K	>70	250W HID, 320/350W MH	50,000	-	Yes	Damp	
	EX39	115	22622	LED115ED28/740	120-277	3	8.3	4.02	18,000	4000K	>70	250W HID, 320/350W MH	50,000	-	Yes	Damp	
	EX39	115	22623	LED115ED28/750	120-277	3	8.3	4.02	18,000	5000K	>70	250W HID, 320/350W MH	50,000	-	Yes	Damp	
	EX39	115	93139853	LED115ED28/740/277/480	277-480	3	8.3	4.02	18,000	4000K	>70	250W HID, 320/350W MH	50,000	-	Yes	Damp	
	EX39	115	93139854	LED115ED28/750/277/480	277-480	3	8.3	4.02	18,000	5000K	>70	250W HID, 320/350W MH	50,000	-	Yes	Damp	
	EX39	150	93112198	LED150ED28/730	120-277	3	8.3	4.02	23,500	3000K	>70	310W HPS, 400W MH	50,000	-	Yes	Damp	
	EX39	150	22611	LED150ED28/740	120-277	3	8.3	4.02	23,500	4000K	>70	310W HPS, 400W MH	50,000	-	Yes	Damp	
	EX39	150	22613	LED150ED28/750	120-277	3	8.3	4.02	23,500	5000K	>70	310W HPS, 400W MH	50,000	-	Yes	Damp	
	EX39	150	93139849	LED150ED28/740/277/480	277-480	3	8.3	4.02	23,500	4000K	>70	310W HPS, 400W MH	50,000	-	Yes	Damp	
	EX39	150	93139850	LED150ED28/750/277/480	277-480	3	8.3	4.02	23,500	5000K	>70	310W HPS, 400W MH	50,000	-	Yes	Damp	
	EX39	200	93122140	LED200ED37/740	277-480	3	10.6	5.57	30,000	4000K	>70	400W HID	50,000	-	Yes	Damp	
	EX39	200	93122142	LED200ED37/750	277-480	3	10.6	5.57	30,000	5000K	>70	400W HID	50,000	-	Yes	Damp	
EX39	270	93095547	LED270BT56/740	277-480	3	12.2	5.59	40,000	4000K	>70	400W HID	50,000	-	Yes	Damp		
EX39	270	93095553	LED270BT56/750	277-480	3	12.2	5.59	40,000	5000K	>70	400W HID	50,000	-	Yes	Damp		
EX39	360	93122144	LED360ED37/740	277-480	3	10.6	5.57	53,500	4000K	>70	750W HID	50,000	-	Yes	Damp		
EX39	360	93122166	LED360ED37/750	277-480	3	10.6	5.57	53,500	5000K	>70	750W HID	50,000	-	Yes	Damp		
EX39	450	93096445	LED450BT56/740	277-480	3	12.2	5.59	65,000	4000K	>70	1000W MH	50,000	-	Yes	Damp		
EX39	450	93096547	LED450BT56/750	277-480	3	12.2	5.59	65,000	5000K	>70	1000W MH	50,000	-	Yes	Damp		

Additional Information for LED Replacement Lamps for HID: Open and Closed Rated-Ballast bypass required

<sup>1</sup> The life rating is based on the hours of operation the lamp will provide before reaching 70% of its original rating (L70)

<sup>2</sup> Minimum order quantity = 1

<sup>3</sup> E26 based products are not eligible for DLC

<sup>4</sup> Do not use with phase-cut dimmers. Dimming functions only with external Variac control devices.

<sup>5</sup> UL 1993 Environmental Requirements for LED LAMPS

Location, damp – Exterior or interior location that is normally or periodically subject to condensation of moisture in, on, or adjacent to, electrical equipment, and includes partially protected locations.

Location, dry – Location not normally subject to dampness, may include a location subject to temporary dampness, i.e., building under construction, provided ventilation is adequate to prevent an accumulation of moisture.

Location, wet – Location in which water or other liquid can drip, splash, or flow on or against electrical equipment.

<sup>6</sup> Not suitable for air-tight explosive or hazardous fixtures.

# LED REPLACEMENT LAMPS

## Directional Lamps (PAR16 - PAR20)

Bulb Shape	Base Type	Watts	Order Code	Description	Volts	Case <sup>2</sup> Qty	MOL (In)	Lumens Initial	CBCP	Initial Color Temp	CRI	Wattage Replacement	Rated <sup>1</sup> Life L70 (Hrs)	Dimmable	ENERGY STAR <sup>®</sup> Status	Location <sup>3</sup> Rating	Additional Information	
<b>Compact PAR16</b>																		
PAR16	GU10	5.5	26384	LED6D/P16/NFLTP	120	3	2.8	380	1100	3000	80	60	25,000	Yes	★	Dry	Flood, 35° beam, White	
<b>Compact PAR20</b>																		
PAR20	E26	7	93107782	LED7DP203W927/35	120	6	3.5	430	1000	2700	90	50	25,000	Yes	-	Damp	Flood, 35° beam	
	E26	7	93107783	LED7DP203B927/35	120	6	3.5	430	1000	2700	90	50	25,000	Yes	-	Damp	Flood, 35° beam, Black Casing	
	E26	7	93327	LED7DP203B830/20	120	6	3.5	520	3600	3000	80	50	25,000	Yes	★	Damp	Narrow Flood, 20° beam, Black Casing	
	E26	7	93347	LED7DP203W830/20	120	6	3.5	520	3600	3000	80	50	25,000	Yes	★	Damp	Narrow Flood, 20° beam	
	E26	7	93348	LED7DP203W830/35	120	6	3.5	520	1200	3000	80	50	25,000	Yes	★	Damp	Flood, 35° beam	
	E26	7	93349	LED7DP203B827/20	120	6	3.5	500	3600	2700	80	50	25,000	Yes	★	Damp	Narrow Flood, 20° beam, Black Casing	
	E26	7	93354	LED7DP203B827/35	120	6	3.5	500	1150	2700	80	50	25,000	Yes	★	Damp	Flood, 35° beam, Black Casing	
	E26	7	93360	LED7DP203W827/20	120	6	3.5	500	3600	2700	80	50	25,000	Yes	★	Damp	Narrow Flood, 20° beam	
	E26	7	93362	LED7DP203W827/35	120	6	3.5	500	1150	2700	80	50	25,000	Yes	★	Damp	Flood, 35° beam	

## Directional Lamps (PAR30 - Low Glare - Visual Comfort Lens™)

Bulb Shape	Base Type	Watts	Order Code	Description	Volts	Case <sup>2</sup> Qty	MOL (In)	Lumens Initial	CBCP	Initial Color Temp	CRI	Wattage Replacement	Rated <sup>1</sup> Life L70 (Hrs)	Dimmable	ENERGY STAR <sup>®</sup> Status	Location <sup>3</sup> Rating	Additional Information	
<b>Compact PAR30 - Low Glare - Visual Comfort Lens™</b>																		
PAR30	E26	12	84379	LED12DP30RW93025	120	6	3.74	900	3900	3000	90	75	25,000	Yes	★	Damp	Narrow Flood, 25° beam, White	
	E26	12	84380	LED12DP30RW93040	120	6	3.74	900	1800	3000	90	75	25,000	Yes	★	Damp	Flood, 40° beam, White	
	E26	12	84392	LED12DP30RW92725	120	6	3.74	850	3500	2700	90	75	25,000	Yes	★	Damp	Narrow Flood, 25° beam, White	
	E26	12	93107784	LED12DP30RB927/40	120	6	3.74	850	1700	2700	90	75	25,000	Yes	-	Damp	Flood, 40° beam, Black Casing	
	E26	12	84395	LED12DP30RW92740	120	6	3.74	850	1700	2700	90	75	25,000	Yes	★	Damp	Flood, 40° beam, White	
	E26	12	84384	LED12DP30RW83025	120	6	3.74	1050	4800	3000	80	75	25,000	Yes	★	Damp	Narrow Flood, 25° beam, White	
	E26	12	42131	LED12DP30RW83040	120	6	3.74	1050	2400	3000	80	75	25,000	Yes	★	Damp	Flood, 40° beam, White	
	E26	12	42133	LED12DP30RW82725	120	6	3.74	1000	4700	2700	80	75	25,000	Yes	★	Damp	Narrow Flood, 25° beam, White	
	E26	12	42134	LED12DP30RW82740	120	6	3.74	1000	2200	2700	80	75	25,000	Yes	★	Damp	Flood, 40° beam, White	
	E26	12	73583	LED12DP30RB82740	120	6	3.74	1000	2200	2700	80	75	25,000	Yes	★	Damp	Flood, 40° beam, Black	
<b>Compact PAR30 - Long Neck - Low Glare - Visual Comfort Lens™</b>																		
PAR30	E26	12	84399	LED12DP3LRW93025	120	6	4.72	900	3900	3000	90	75	25,000	Yes	★	Damp	Narrow Flood, 25° beam, White	
	E26	12	84400	LED12DP3LRW93040	120	6	4.72	900	1800	3000	90	75	25,000	Yes	★	Damp	Flood, 40° beam, White	
	E26	12	84407	LED12DP3LRW92740	120	6	4.72	850	1700	2700	90	75	25,000	Yes	★	Damp	Flood, 40° beam, White	
	E26	12	42136	LED12DP3LRW83025	120	6	4.72	1050	4800	3000	80	75	25,000	Yes	★	Damp	Narrow Flood, 25° beam, White	
	E26	12	42137	LED12DP3LRW83040	120	6	4.72	1050	2400	3000	80	75	25,000	Yes	★	Damp	Flood, 40° beam, White	
	E26	12	42141	LED12DP3LRW82725	120	6	4.72	1000	4700	2700	80	75	25,000	Yes	★	Damp	Narrow Flood, 25° beam, White	
	E26	12	42144	LED12DP3LRW82740	120	6	4.72	1000	2200	2700	80	75	25,000	Yes	★	Damp	Flood, 40° beam, White	

## Directional Lamps (PAR30 - STIR)

Bulb Shape	Base Type	Watts	Order Code	Description	Volts	Case <sup>2</sup> Qty	MOL (In)	Lumens Initial	CBCP	Initial Color Temp	CRI	Wattage Replacement	Rated <sup>1</sup> Life L70 (Hrs)	Dimmable	ENERGY STAR <sup>®</sup> Status	Location <sup>3</sup> Rating	Additional Information	
<b>Compact PAR30</b>																		
PAR30	E26	12	98755	LED12DP303W83035	120	6	3.66	950	2600	3000	80	75	25,000	Yes	★	Damp	Flood, 35° beam, White, STIR	
<b>Compact PAR30 Long Neck</b>																		
PAR30L	E26	12	98811	LED12DP3L3W83035	120	6	4.61	950	2600	3000	80	75	25,000	Yes	★	Damp	Accent, 35° beam, White, STIR	

## Directional Lamps (PAR30 - High Output)

Bulb Shape	Base Type	Watts	Order Code	Description	Volts	Case <sup>2</sup> Qty	MOL (In)	Lumens Initial	CBCP	Initial Color Temp	CRI	Wattage Replacement	Rated <sup>1</sup> Life L70 (Hrs)	Dimmable	ENERGY STAR <sup>®</sup> Status	Location <sup>3</sup> Rating	Additional Information	
<b>Universal 120-277V</b>																		
PAR30 HO	E26	18	75089	LED18P30LW83015	120-277	6	4.6	1800	15500	3000	80	75	25,000	-	★	Damp	Spot, 15°, White	
	E26	18	75091	LED18P30LW83025	120-277	6	4.6	1800	7000	3000	80	75	25,000	-	★	Damp	Narrow Flood, 25°, White	
	E26	18	75065	LED18P30LW93015	120-277	6	4.6	1400	12500	3000	90	75	25,000	-	★	Damp	Spot, 15° beam, MTO, 1000 Min. Qty, 12 Week Lead Time, White	
	E26	18	75078	LED18P30LW93025	120-277	6	4.6	1400	5000	3000	90	75	25,000	-	★	Damp	Narrow Flood, 25°, White	

<sup>1</sup> The life rating is based on the hours of operation the lamp will provide before reaching 70% of its original rating (L70)

<sup>2</sup> Minimum order quantity = 6

★ ENERGY STAR<sup>®</sup> status: ENERGY STAR<sup>®</sup> certified. Lamps without a "★" are not ENERGY STAR<sup>®</sup> certified.

<sup>3</sup> UL 1993 Environmental Requirements for LED LAMPS

Location, damp – Exterior or interior location that is normally or periodically subject to condensation of moisture in, on, or adjacent to, electrical equipment, and includes partially protected locations.

Location, dry – Location not normally subject to dampness, may include a location subject to temporary dampness, i.e., building under construction, provided ventilation is adequate to prevent an accumulation of moisture.



Location, wet – Location in which water or other liquid can drip, splash, or flow on or against electrical equipment.

**Notes:** 1) Product descriptions ending in "/TP" indicate a carded blister or clamshell package nested in a tray for shelf display. Cards also designed for hook display.


Information provided is subject to change without notice. Please verify all details with Current. All values are design or typical values when measured under laboratory conditions, and Current makes no warranty or guarantee, expressed or implied, that such performance will be obtained under end-use conditions.

# LED REPLACEMENT LAMPS


## Directional Lamps (PAR38)

Bulb Shape	Base Type	Watts	Order Code	Description	Volts	Case <sup>2</sup> Qty	MOL (In)	Lumens Initial	CBCP	Initial Color Temp	CRI	Wattage Replacement	Rated <sup>1</sup> Life L70 (Hrs)	Dimmable	ENERGY STAR <sup>®</sup> Status	Location <sup>3</sup> Rating	Additional Information	
<b>PAR38 - Low Glare - Visual Comfort Lens™</b>																		
	E26	12	92971	LED12D38W3827/40	120	6	5.31	1050	2300	2700	81	100	25,000	Yes	★	Damp	Flood, 40° beam, White	
	E26	12	92969	LED12D38W3827/25	120	6	5.31	1050	5500	2700	80	100	25,000	Yes	★	Damp	Narrow Flood, 25° beam	
	E26	12	92972	LED12D38W3830/25	120	6	5.31	1050	5500	3000	81	100	25,000	Yes	★	Damp	Narrow Flood, 25° beam, White	
	E26	12	92973	LED12D38WO3830/40	120	6	5.31	1050	2300	3000	80	100	25,000	Yes	★	Wet	Flood, 40° beam, White	
	E26	12	93133599	LED12D38W3930/25	120	6	5.31	1050	4800	3000	90	100	25,000	Yes	-	Damp	Narrow Flood, 25° beam	
	E26	18	92950	LED18D38OW3827/25	120	6	5.12	1550	5800	2700	81	120	25,000	Yes	★	Wet	Narrow Flood, 25° beam, White	
	E26	18	92923	LED18D38W3927/25	120	6	5.31	1250	4900	2700	92	100	25,000	Yes	★	Damp	Narrow Flood, 25° beam, White	
	E26	18	92958	LED18D38OW3827/40	120	6	5.12	1550	3800	2700	81	120	25,000	Yes	★	Wet	Flood, 40° beam, White	
	E26	18	92926	LED18D38W3927/40	120	6	5.12	1250	2900	2700	92	120	25,000	Yes	★	Damp	Flood, 40° beam, White	
	E26	18	92927	LED18D38W3930/15	120	6	5.32	1350	15000	3000	92	120	25,000	Yes	★	Wet	Spot, 15° beam, White	
	E26	18	92961	LED18D38W3830/15	120	6	5.12	1750	20000	3000	81	150	25,000	Yes	★	Wet	Spot, 15° beam, White	
	E26	18	93096546	LED18D38S3830/15	120	6	5.31	1750	20000	3000	80	150	25,000	Yes	-	Damp	Spot, 15° beam, Silver	
	E26	18	65727	LED18D38OB3830/25	120	6	5.31	1550	6000	3000	80	150	25,000	Yes	★	Wet	Narrow Flood, 25° beam, Black	
	E26	18	93096804	LED18D38OS3830/25	120	6	5.31	1550	6000	3000	80	150	25,000	Yes	-	Wet	Narrow Flood, 25° beam, Silver	
	E26	18	92963	LED18D38OW3830/25	120	6	5.12	1550	6000	3000	81	120	25,000	Yes	★	Wet	Narrow Flood, 25° beam, White	
	E26	18	92933	LED18D38W3930/25	120	6	5.31	1350	5200	3000	92	120	25,000	Yes	★	Damp	Narrow Flood, 25° beam, White	
	E26	18	92967	LED18D38OW3830/40	120	6	5.12	1550	4000	3000	81	150	25,000	Yes	★	Wet	Flood, 40° beam, White	
	E26	18	92934	LED18D38W3930/40	120	6	5.12	1350	3200	3000	92	120	25,000	Yes	★	Damp	Flood, 40° beam, White	
	E26	18	85085	LED18D38OW3835/25	120	6	5.31	1700	6500	3500	81	120	25,000	Yes	★	Wet	Narrow Flood, 25° beam, White	
	E26	18	87917	LED18D38OW3835/40	120	6	5.31	1700	4400	3500	81	150	25,000	Yes	★	Wet	Flood, 40° beam, White	
E26	18	93171	LED18D38OW3840/25	120	6	5.31	1700	6500	4000	81	120	25,000	Yes	★	Wet	Narrow Flood, 25° beam, White		
E26	18	93172	LED18D38OW3840/40	120	6	5.31	1700	4400	4000	81	150	25,000	Yes	★	Wet	Flood, 40° beam, White		
E26	18	65730	LED18D38OW3850/25	120	6	5.31	1700	6500	5000	81	120	25,000	Yes	★	Wet	Narrow Flood, 25° beam, White		
E26	18	65731	LED18D38OW3850/40	120	6	5.31	1700	4400	5000	81	150	25,000	Yes	★	Wet	Flood, 40° beam, White		

## Directional Lamps (PAR38 – High Output)

Bulb Shape	Base Type	Watts	Order Code	Description	Volts	Case <sup>2</sup> Qty	MOL (In)	Lumens Initial	CBCP	Initial Color Temp	CRI	Wattage Replacement	Rated <sup>1</sup> Life L70 (Hrs)	Dimmable	ENERGY STAR <sup>®</sup> Status	Location <sup>3</sup> Rating	Additional Information	
<b>Single Optics</b>																		
	E26	32	75447	LED32DP38W830/15	120	6	5.12	3000	26,000	3000	82	250	25,000	Yes	★	Wet	Spot, 15° beam, White	
	E26	32	88801	LED32DP38W830/25	120	6	5.12	3000	13,000	3000	80	250	25,000	Yes	★	Wet	Narrow Flood, 25° beam, White	
	E26	32	88810	LED32DP38W830/40	120	6	5.12	3000	6,000	3000	80	250	25,000	Yes	★	Wet	Flood, 40° beam, White	
	E26	32	30233	LED32DP38W835/15	120	6	5.12	3100	25000	3500	80	250	25,000	Yes	★	Wet	Spot, 15° beam, White	
	E26	32	30237	LED32DP38W835/25	120	6	5.12	3100	13000	3500	80	250	25,000	Yes	★	Wet	Narrow Flood, 25° beam, White	
	E26	32	30239	LED32DP38W835/40	120	6	5.12	3100	6000	3500	80	250	25,000	Yes	★	Wet	Flood, 40° beam, White	
	E26	32	20109	LED32P38W830/15	120-277	6	5.12	3000	25000	3000	80	250	25,000	-	★	Wet	Spot, 15° beam, White	
	E26	32	20130	LED32P38W830/25	120-277	6	5.12	3000	13000	3000	80	250	25,000	-	★	Wet	Narrow Flood, 25° beam, White	
	E26	32	20137	LED32P38W830/40	120-277	6	5.12	3000	6,000	3000	80	250	25,000	-	★	Wet	Flood, 40° beam, White	

## Directional Lamps (PAR38- Value)

Bulb Shape	Base Type	Watts	Order Code	Description	Volts	Case <sup>2</sup> Qty	MOL (In)	Lumens Initial	CBCP	Initial Color Temp	CRI	Wattage Replacement	Rated <sup>1</sup> Life L70 (Hrs)	Dimmable	ENERGY STAR <sup>®</sup> Status	Location <sup>3</sup> Rating	Additional Information	
<b>Single Optics</b>																		
	E26	15	32213	LED15DP38W830/40	120	6	5.04	1300	2300	3000	81	90	25,000	Yes	★	Wet	Flood, 40° beam, White, STIR	

<sup>1</sup> The life rating is based on the hours of operation the lamp will provide before reaching 70% of its original rating (L70)

<sup>2</sup> Minimum order quantity = 6

★ ENERGY STAR<sup>®</sup> status: ENERGY STAR<sup>®</sup> certified. Lamps without a "★" are not ENERGY STAR<sup>®</sup> certified.

<sup>3</sup> UL 1993 Environmental Requirements for LED LAMPS

Location, damp – Exterior or interior location that is normally or periodically subject to condensation of moisture in, on, or adjacent to, electrical equipment, and includes partially protected locations.



Location, dry – Location not normally subject to dampness, may include a location subject to temporary dampness, i.e., building under construction, provided ventilation is adequate to prevent an accumulation of moisture.

Location, wet – Location in which water or other liquid can drip, splash, or flow on or against electrical equipment.

**Notes:** 1) Product descriptions ending in "/TP" indicate a carded blister or clamshell package nested in a tray for shelf display. Cards also designed for hook display.


# LED REPLACEMENT LAMPS

## 4 Pin Plug-In

Bulb Shape	Base Type	Watts	Order Code	Description	Volts	Case <sup>2</sup> Qty	MOL (In)	Lumens Initial	CBCP	Initial Color Temp	CRI	Wattage Replacement	Rated Life <sup>1</sup> L70 (Hrs)	Dimmable	DLC <sup>3</sup>	Location <sup>3</sup> Rating	Additional Information	
<b>Vertical</b>																		
	Plug-In	G24q/GX24q	9	33956	LED9G24Q-V/827	#	6	5.31	1100	2700	80		50,000	-	Yes	Damp	Requires Electronic Ballast, Fully Enclosed	
		G24q/GX24q	9	33969	LED9G24Q-V/830	#	6	5.31	1200	3000	80		50,000	-	Yes	Damp	Requires Electronic Ballast, Fully Enclosed	
		G24q/GX24q	9	33974	LED9G24Q-V/835	#	6	5.31	1200	3500	80		50,000	-	Yes	Damp	Requires Electronic Ballast, Fully Enclosed	
		G24q/GX24q	9	33975	LED9G24Q-V/840	#	6	5.31	1200	4000	80		50,000	-	Yes	Damp	Requires Electronic Ballast, Fully Enclosed	
		GX24q	18.5	39288	LED19GX24q-V/827	#	6	6.42	1800	2700	80		50,000	-	-	Damp	Requires Electronic Ballast, White	
		GX24q	18.5	39277	LED19GX24q-V/830	#	6	6.42	1850	3000	80		50,000	-	-	Damp	Requires Electronic Ballast, White	
	GX24q	18.5	39275	LED19GX24q-V/835	#	6	6.42	1950	3500	80		50,000	-	-	Damp	Requires Electronic Ballast, White		
	GX24q	18.5	39279	LED19GX24q-V/840	#	6	6.42	1950	4000	80		50,000	-	-	Damp	Requires Electronic Ballast, White		
<b>Horizontal</b>																		
	Plug-In	G24q/GX24q	9	33994	LED9G24Q-H/827	#	6	5.31	1100	2700	80		50,000	-	Yes	Damp	Requires Electronic Ballast, Fully Enclosed	
		G24q/GX24q	9	33997	LED9G24Q-H/830	#	6	5.31	1200	3000	80		50,000	-	Yes	Damp	Requires Electronic Ballast, Fully Enclosed	
		G24q/GX24q	9	33998	LED9G24Q-H/835	#	6	5.31	1200	3500	80		50,000	-	Yes	Damp	Requires Electronic Ballast, Fully Enclosed	
		G24q/GX24q	9	33999	LED9G24Q-H/840	#	6	5.31	1200	4000	80		50,000	-	Yes	Damp	Requires Electronic Ballast, Fully Enclosed	
		GX24q	18.5	39289	LED19GX24q-H/827	#	6	6.7	1850	2700	80		50,000	-	-	Damp	Requires Electronic Ballast, White	
		GX24q	18.5	39282	LED19GX24q-H/830	#	6	6.7	1850	3000	80		50,000	-	-	Damp	Requires Electronic Ballast, White	
	GX24q	18.5	39276	LED19GX24q-H/835	#	6	6.7	1950	3500	80		50,000	-	-	Damp	Requires Electronic Ballast, White		
	GX24q	18.5	39283	LED19GX24q-H/840	#	6	6.7	1950	4000	80		50,000	-	-	Damp	Requires Electronic Ballast, White		



# - Check compatibility at [GECurrent.com/LED4pin-compatibility](http://GECurrent.com/LED4pin-compatibility)

## 2 Pin Plug-In

Bulb Shape	Base Type	Watts	Order Code	Description	Volts	Case <sup>2</sup> Qty	MOL (In)	Lumens Initial	CBCP	Initial Color Temp	CRI	Wattage Replacement	Rated Life <sup>1</sup> L70 (Hrs)	Dimmable	DLC <sup>3</sup>	Location <sup>3</sup> Rating	Additional Information	
<b>2-Pin</b>																		
	Plug-In	GX23	5	91404	LED5GX23/827	#	6	6.7	500	2700	80	13	50,000	-	-	Damp	Magnetic Ballast, Fully Enclosed	
		GX23	5	91405	LED5GX23/830	#	6	6.7	530	3000	80	13	50,000	-	-	Damp	Magnetic Ballast, Fully Enclosed	
		GX23	5	91407	LED5GX23/835	#	6	6.7	545	3500	80	13	50,000	-	-	Damp	Magnetic Ballast, Fully Enclosed	
		GX23	5	91408	LED5GX23/840	#	6	6.7	560	4000	80	13	50,000	-	-	Damp	Magnetic Ballast, Fully Enclosed	
		GX23	5	91410	LED5GX23/850	#	6	6.7	565	5000	80	13	50,000	-	-	Damp	Magnetic Ballast, Fully Enclosed	
<b>Horizontal 2-Pin</b>																		
		G24d	10.5	92994	LED11G24d-H/827	#	6	6.5	1000	2700	80	18 or 26	50,000	-	-	Damp	Magnetic Ballast, Fully Enclosed	
		G24d	10.5	92993	LED11G24d-H/830	#	6	6.5	1050	3000	80	18 or 26	50,000	-	-	Damp	Magnetic Ballast, Fully Enclosed	
		G24d	10.5	92990	LED11G24d-H/835	#	6	6.5	1050	3500	80	18 or 26	50,000	-	-	Damp	Magnetic Ballast, Fully Enclosed	
		G24d	10.5	92992	LED11G24d-H/840	#	6	6.5	1050	4000	80	18 or 26	50,000	-	-	Damp	Magnetic Ballast, Fully Enclosed	
<b>Vertical 2-Pin</b>																		
		G24d	10.5	93002	LED11G24d-V/827	#	6	6.1	1000	2700	80	18 or 26	50,000	-	-	Damp	Magnetic Ballast, Fully Enclosed	
		G24d	10.5	92988	LED11G24d-V/835	#	6	6.1	1050	3500	80	18 or 26	50,000	-	-	Damp	Magnetic Ballast, Fully Enclosed	
		G24d	10.5	92996	LED11G24d-V/840	#	6	6.1	1050	4000	80	18 or 26	50,000	-	-	Damp	Magnetic Ballast, Fully Enclosed	

# - Check compatibility at [GECurrent.com/LED2pin-compatibility](http://GECurrent.com/LED2pin-compatibility)

## High Lumen Biax

Bulb Shape	Base Type	Watts	Order Code	Description	Volts	Case <sup>2</sup> Qty	MOL (In)	Lumens Initial	CBCP	Initial Color Temp	CRI	Wattage Replacement	Rated Life <sup>1</sup> L70 (Hrs)	Dimmable	DLC <sup>3</sup>	Location <sup>3</sup> Rating	Additional Information	
<b>High Lumen Biax Type A (HLBX)</b>																		
	HLBX	2G11	17	39073	LED172G11/830/10	#	10	22.3	2150	3000	80		50,000	-	-	Damp	Indoor, White, Instant/PS Ballast	
		2G11	17	39074	LED172G11/835/10	#	10	22.3	2150	3500	80		50,000	-	-	Damp	Indoor, White, Instant/PS Ballast	
		2G11	17	39075	LED172G11/840/10	#	10	22.3	2200	4000	80		50,000	-	-	Damp	Indoor, White, Instant/PS Ballast	
		2G11	17	39076	LED172G11/850/10	#	10	22.3	2200	5000	80		50,000	-	-	Damp	MTO, 1000 Min. Qty., 12 Week Lead Time	
<b>High Lumen Biax Type B (HLBX)</b>																		
		2G11	17	93136025	LED17B2G11/830	120-277V	10	22.3	2100	3000	80		50,000	-	-	Damp	Ballast bypass required	
		2G11	17	93136086	LED17B2G11/835	120-277V	10	22.3	2100	3500	80		50,000	-	-	Damp	Ballast bypass required	
		2G11	17	93136087	LED17B2G11/840	120-277V	10	22.3	2200	4000	80		50,000	-	-	Damp	Ballast bypass required	
		2G11	17	93136088	LED17B2G11/850	120-277V	10	22.3	2200	5000	80		50,000	-	-	Damp	Ballast bypass required	

# - Check compatibility at [GECurrent.com/LED2G11-compatibility](http://GECurrent.com/LED2G11-compatibility)

<sup>1</sup> The life rating is based on the hours of operation the lamp will provide before reaching 70% of its original rating (L70)

<sup>2</sup> Minimum order quantity = 6

★ ENERGY STAR® status: ENERGY STAR® certified. Lamps without a "★" are not ENERGY STAR® certified.

<sup>3</sup> UL 1993 Environmental Requirements for LED LAMPS

Location, damp – Exterior or interior location that is normally or periodically subject to condensation of moisture in, on, or adjacent to, electrical equipment, and includes partially protected locations.

Location, dry – Location not normally subject to dampness, may include a location subject to temporary dampness, i.e., building under construction, provided ventilation is adequate to prevent an accumulation of moisture.

Location, wet – Location in which water or other liquid can drip, splash, or flow on or against electrical equipment.


**Notes:** 1) Product descriptions ending in "/TP" indicate a carded blister or clamshell package nested in a tray for shelf display. Cards also designed for hook display.

# LED REPLACEMENT LAMPS

## A-Line Lamps

Bulb Shape	Base Type	Watts	Order Code	Description	Volts	Case <sup>2</sup> Qty	MOL (In)	Lumens Initial	CBCP	Initial Color Temp	CRI	Wattage Replacement	Rated <sup>1</sup> Life L70 (Hrs)	Dimmable	ENERGY STAR <sup>®</sup> Status	Location <sup>3</sup> Rating	Additional Information	
<b>A-15</b>																		
	E26	3.5	23240	LED4DA15MAGC-2BT	120	6	3.5	300		2700	80	40	15,000	Yes	★	Damp	All Glass, Clear, 2 pack	
	E26	4	25277	LED4DA15-GW2	120	6	3.5	300		2700	80	40	15,000	Yes	-	Damp	All glass, White, 2 pack	
	E26	5.5	25986	LED5DA15-GW-2 120	120	6	3.5	500		2700	80	60	15,000	Yes	★	Damp	All Glass, Frosted, 2 pack	
<b>A-19</b>																		
	E26	4.5	37669	LED5DAGCSW-2P 120	120	6	4.4	450		2700	80	40	15,000	Yes	★	Damp	All Glass, Clear, 2 pack	
	E26	6	69115	LED6DA19/827	120	6	4.4	480		2700	80	40	15,000	Yes	★	Damp	White, Omnidirectional	
	E26	6	69118	LED6DA19/830	120	6	4.4	480		3000	80	40	15,000	Yes	★	Damp	White, Omnidirectional	
	E26	6	69132	LED6DA19/840	120	6	4.4	480		4000	80	40	15,000	Yes	★	Damp	White, Omnidirectional	
	E26	6	69144	LED6DA19/850	120	6	4.4	480		5000	80	40	15,000	Yes	★	Damp	White, Omnidirectional	
	E26	8	99192	LED8AG/DL/4PK 120	120	6	4.4	760		5000	80	60	15,000	No	-	Damp	All Glass, Frosted, 4 pack	
	E26	8	99190	LED8AG/SW/4PK 120	120	6	4.4	760		2700	80	60	15,000	No	-	Damp	All Glass, Frosted, 4 pack	
	E26	10	69117	LED10DA19/827	120	6	4.4	800		2700	80	60	15,000	Yes	★	Damp	White, Omnidirectional	
	E26	10	69119	LED10DA19/830	120	6	4.4	800		3000	80	60	15,000	Yes	★	Damp	White, Omnidirectional	
	E26	10	69133	LED10DA19/840	120	6	4.4	800		4000	80	60	15,000	Yes	★	Damp	White, Omnidirectional	
	E26	10	69146	LED10DA19/850	120	6	4.4	800		5000	80	60	15,000	Yes	★	Damp	White, Omnidirectional	
	GU24	10	38220	LED10DA19GU24827	120	6	4.4	800		2700	80	60	15,000	Yes	-	Damp	White, Omnidirectional	
	<b>A-21</b>																	
	E26	12	76037	LED12DA21/827	120	6	5.16	1100		2700	80	75	15,000	Yes	★	Damp	White, Omni, ES 2.0	
	E26	12	76041	LED12DA21/830	120	6	5.16	1100		3000	80	75	15,000	Yes	★	Damp	White, Omni, ES 2.0	
	E26	12	76045	LED12DA21/840	120	6	5.16	1100		4000	80	75	15,000	Yes	★	Damp	White, Omni, ES 2.0	
	E26	12	76102	LED12DA21/850	120	6	5.16	1100		5000	80	75	15,000	Yes	★	Damp	White, Omni, ES 2.0	
	E26	12	73404	LED12DA21/850FE	120	6	5.31	1100		5000	80	75	25,000	Yes	-	Enclosed	White, Enclosed, Omni	
	E26	12	73384	LED12DA21/830FE	120	6	5.31	1100		3000	80	75	25,000	Yes	-	Enclosed	White, Enclosed, Omni	
	E26	15	76038	LED15DA21/827	120	6	5.16	1600		2700	80	100	15,000	Yes	★	Damp	White, Omni, ES 2.0	
	E26	15	76043	LED15DA21/830	120	6	5.16	1600		3000	80	100	15,000	Yes	★	Damp	White, Omni, ES 2.0	
	E26	15	76060	LED15DA21/840	120	6	5.16	1600		4000	80	100	15,000	Yes	★	Damp	White, Omni, ES 2.0	
	E26	15	76117	LED15DA21/850	120	6	5.16	1600		5000	80	100	15,000	Yes	★	Damp	White, Omni, ES 2.0	
	GU24	15	46666	LED15DA21GU24827	120	6	5.43	1600		2700	80	100	15,000	Yes	-	Damp	White, Omnidirectional	
	E26	4/13/07	38188	LED13A30/100/827	120	6	5.31	400/1400/840		2700	80	30/70/100	15,000	-	-	Damp	White, 3-Way	
	E26	5/19/10	38563	LED19A50/150/827	120	6	5.31	650/2155/1300		2700	80	50/100/150	15,000	-	-	Damp	White, 3-Way	

## LED Bright Stik™

Bulb Shape	Base Type	Watts	Order Code	Description	Volts	Case <sup>2</sup> Qty	MOL (In)	Lumens Initial	CBCP	Initial Color Temp	CRI	Wattage Replacement	Rated <sup>1</sup> Life L70 (Hrs)	Dimmable	ENERGY STAR <sup>®</sup> Status	Location <sup>3</sup> Rating	Additional Information	
<b>LED Bright Stik™</b>																		
	E26	5.5	66256	LED5.5LS3/827	120	48	4.45	450		2700	80	40	15,000	-	★	Damp	Case = 16 3-pack	
	E26	5.5	75177	LED5.5LS3/850	120	48	4.45	450		5000	80	40	15,000	-	★	Damp	Case = 16 3-pack	
	E26	9	75184	LED9LS3/827	120	48	4.45	800		2700	80	60	15,000	-	★	Damp	Case = 16 3-pack	
	E26	9	75588	LED9LS3/850	120	48	4.45	800		5000	80	60	15,000	-	★	Damp	Case = 16 3-pack	
	E26	12	75590	LED12LS2/827	120	32	5.24	1100		2700	80	75	15,000	-	★	Damp	Case = 16 2-pack	
	E26	12	75591	LED12LS2/850	120	32	5.24	1100		5000	80	75	15,000	-	★	Damp	Case = 16 2-pack	
	E26	15	75593	LED15LS2/827	120	32	5.24	1600		2700	80	100	15,000	-	★	Damp	Case = 16 2-pack	
	E26	15	75644	LED15LS2/850	120	32	5.24	1600		5000	80	100	15,000	-	★	Damp	Case = 16 2-pack	

<sup>1</sup> The life rating is based on the hours of operation the lamp will provide before reaching 70% of its original rating (L70)

<sup>2</sup> Minimum order quantity = 6

★ ENERGY STAR<sup>®</sup> status: ENERGY STAR<sup>®</sup> certified. Lamps without a "★" are not ENERGY STAR<sup>®</sup> certified.

<sup>3</sup> UL 1993 Environmental Requirements for LED LAMPS

Location, damp – Exterior or interior location that is normally or periodically subject to condensation of moisture in, on, or adjacent to, electrical equipment, and includes partially protected locations.




Location, dry – Location not normally subject to dampness, may include a location subject to temporary dampness, i.e., building under construction, provided ventilation is adequate to prevent an accumulation of moisture.

Location, wet – Location in which water or other liquid can drip, splash, or flow on or against electrical equipment.

**Notes:** 1) Product descriptions ending in "/TP" indicate a carded blister or clamshell package nested in a tray for shelf display. Cards also designed for hook display.

# LED REPLACEMENT LAMPS

## Decorative Lamps

Type	Base Type	Watts	Order Code	Description	Volts	Case <sup>2</sup> Qty	MOL (In)	Lumens Initial	CBCP	Initial Color Temp	CRI	Wattage Replacement	Rated <sup>1</sup> Life L70 (Hrs)	Dimmable	ENERGY STAR <sup>®</sup> Status	Location <sup>3</sup> Rating	Additional Information	
<b>Candles</b>																		
	<b>CA11</b>	<b>E26</b>	<b>4</b>	<b>21250</b>	<b>LED4DCAM-C3/827</b>	<b>120</b>	<b>6</b>	<b>4.2</b>	<b>300</b>		<b>2700</b>	<b>80</b>	<b>40</b>	<b>15,000</b>	<b>Yes</b>	<b>★</b>	<b>Damp</b>	<b>Clear, Bent tip</b>
		<b>E26</b>	<b>4</b>	<b>23100</b>	<b>LED4DCAM-AGC-2BT</b>	<b>120</b>	<b>6</b>	<b>4.2</b>	<b>300</b>		<b>2700</b>	<b>80</b>	<b>40</b>	<b>15,000</b>	<b>Yes</b>	<b>★</b>	<b>Damp</b>	<b>All glass, Clear, Bent tip, 2 pack</b>
		<b>E26</b>	<b>5</b>	<b>23336</b>	<b>LED5DBM-AGC-2BT</b>	<b>120</b>	<b>6</b>	<b>4.3</b>	<b>500</b>		<b>2700</b>	<b>80</b>	<b>60</b>	<b>15,000</b>	<b>Yes</b>	<b>★</b>	<b>Damp</b>	<b>All Glass, Clear, 2 pack</b>
		<b>E12</b>	<b>2.5</b>	<b>22521</b>	<b>LED2DCAC-AGC-2BT</b>	<b>120</b>	<b>6</b>	<b>4.2</b>	<b>200</b>		<b>2700</b>	<b>80</b>	<b>25</b>	<b>15,000</b>	<b>Yes</b>	<b>★</b>	<b>Damp</b>	<b>Clear, bent tip</b>
		<b>E12</b>	<b>2.5</b>	<b>23328</b>	<b>LED5DBC-AGC-2BT</b>	<b>120</b>	<b>6</b>	<b>4.3</b>	<b>500</b>		<b>2700</b>	<b>80</b>	<b>60</b>	<b>15,000</b>	<b>Yes</b>	<b>★</b>	<b>Damp</b>	<b>All Glass, Clear, 2 pack</b>
		<b>E12</b>	<b>4</b>	<b>23090</b>	<b>LED4DCAC-AGC-2BT</b>	<b>120</b>	<b>6</b>	<b>4.3</b>	<b>300</b>		<b>2700</b>	<b>80</b>	<b>40</b>	<b>15,000</b>	<b>Yes</b>	<b>★</b>	<b>Damp</b>	<b>All glass, Clear, Bent tip, 2 pack</b>
	<b>E12</b>	<b>4</b>	<b>69109</b>	<b>LED4DCAC-C3/850</b>	<b>120</b>	<b>6</b>	<b>4.3</b>	<b>300</b>		<b>5000</b>	<b>80</b>	<b>40</b>	<b>15,000</b>	<b>Yes</b>	<b>★</b>	<b>Damp</b>	<b>Clear, Bent tip</b>	
<b>Globes</b>																		
	<b>G25</b>	<b>E26</b>	<b>4</b>	<b>23192</b>	<b>LED4DG25-AGC-2BT</b>	<b>120</b>	<b>6</b>	<b>4.3</b>	<b>350</b>		<b>2700</b>	<b>80</b>	<b>40</b>	<b>15,000</b>	<b>Yes</b>	<b>★</b>	<b>Damp</b>	<b>All Glass, Clear, 2 pack</b>
		<b>E26</b>	<b>4.5</b>	<b>24954</b>	<b>LED4DG25-AGW-2</b>	<b>120</b>	<b>6</b>	<b>4.3</b>	<b>350</b>		<b>2700</b>	<b>80</b>	<b>40</b>	<b>15,000</b>	<b>Yes</b>	<b>★</b>	<b>Damp</b>	<b>All glass, White, 2 pack</b>
		<b>E26</b>	<b>5</b>	<b>23344</b>	<b>LED5DG25-AGC-2BT</b>	<b>120</b>	<b>6</b>	<b>4.3</b>	<b>500</b>		<b>2700</b>	<b>80</b>	<b>60</b>	<b>15,000</b>	<b>Yes</b>	<b>★</b>	<b>Damp</b>	<b>All glass, Clear, 2 pack</b>
	<b>G16</b>	<b>E12</b>	<b>3.5</b>	<b>28297</b>	<b>LED3DFGC-GC-2</b>	<b>120</b>	<b>6</b>	<b>3</b>	<b>250</b>		<b>2700</b>	<b>80</b>	<b>25</b>	<b>15,000</b>	<b>Yes</b>	<b>-</b>	<b>Damp</b>	<b>All glass, Clear, 2 pack</b>
		<b>E12</b>	<b>3.5</b>	<b>28280</b>	<b>LED3DFG16-GW-2T</b>	<b>120</b>	<b>6</b>	<b>3</b>	<b>250</b>		<b>2700</b>	<b>80</b>	<b>25</b>	<b>15,000</b>	<b>Yes</b>	<b>-</b>	<b>Damp</b>	<b>All glass, White, 2 pack</b>
		<b>E12</b>	<b>4.5</b>	<b>25046</b>	<b>LED4DGC-AGW-2 120</b>	<b>120</b>	<b>6</b>	<b>3</b>	<b>350</b>		<b>2700</b>	<b>80</b>	<b>40</b>	<b>15,000</b>	<b>Yes</b>	<b>★</b>	<b>Damp</b>	<b>All Glass, Frosted, 2 pack</b>
		<b>E12</b>	<b>5.5</b>	<b>25923</b>	<b>LED5DFGC-GW-2 120</b>	<b>120</b>	<b>6</b>	<b>3</b>	<b>500</b>		<b>2700</b>	<b>80</b>	<b>60</b>	<b>15,000</b>	<b>Yes</b>	<b>★</b>	<b>Damp</b>	<b>All Glass, Frosted, 2 pack</b>
		<b>E12</b>	<b>5.5</b>	<b>24547</b>	<b>LED5DFGC-GC-2</b>	<b>120</b>	<b>6</b>	<b>3</b>	<b>500</b>		<b>2700</b>	<b>80</b>	<b>60</b>	<b>15,000</b>	<b>Yes</b>	<b>★</b>	<b>Damp</b>	<b>All Glass, Clear, 2 pack</b>

<sup>1</sup> The life rating is based on the hours of operation the lamp will provide before reaching 70% of its original rating (L70)

<sup>2</sup> Minimum order quantity = 6

★ ENERGY STAR<sup>®</sup> status: ENERGY STAR<sup>®</sup> certified. Lamps without a "★" are not ENERGY STAR<sup>®</sup> certified.

<sup>3</sup> UL 1993 Environmental Requirements for LED LAMPS

Location, damp – Exterior or interior location that is normally or periodically subject to condensation of moisture in, on, or adjacent to, electrical equipment, and includes partially protected locations.

Location, dry – Location not normally subject to dampness, may include a location subject to temporary dampness, i.e., building under construction, provided ventilation is adequate to prevent an accumulation of moisture.

Location, wet – Location in which water or other liquid can drip, splash, or flow on or against electrical equipment.

**Notes:** 1) Product descriptions ending in "T/P" indicate a carded blister or clamshell package nested in a tray for shelf display. Cards also designed for hook display.



# Celebrate

The *past* with these iconic designs updated for today.

Vintage LED Bulbs deliver a new world of design possibilities in classic, old-fashioned bulb shapes. Make any setting more intriguing and fun with these historically accurate products. Get all the business benefits of LED technology—slashed operating and maintenance costs, long-term reliable performance—in virtually any setting: commercial, office, retail or historic. Go online, check out the comprehensive product offering at [www.gecurrent.com](http://www.gecurrent.com) and call your Current representative for assistance choosing the perfect bulbs for your project.

## Vintage Style LED Replacement Bulbs

Bulb Shape	Base Type	Watts	Order Code	Description	Volts	Case <sup>2</sup> Qty	MOL (in)	Lumens Initial	Initial Color Temp	CRI	Wattage Replacement	Rated <sup>1</sup> Life L70 (Hrs)	Dimmable	ENERGY STAR <sup>3</sup> Status	Location <sup>3</sup> Rating	Additional Information
<b>Candless</b>																
CAC	E12	3.0	36486	LED3DCACVS-C-OT	120	4	4.45	125	2200	80	25	15,000	Yes	-	Damp	Spiral, Clear
CAC	E12	3.0	42142	LED2DFCAC-GV-2	120	4	4.45	150	2200	80	25	15,000	Yes	-	Damp	Amber
CAC	E12	4.0	42149	LED4DFCAC-GV-2 120	120	4	4.45	240	2200	80	40	15,000	Yes	-	Damp	Amber
CAM	E26	3.0	36494	LED3DCAMVS-V-OT	120	4	4.37	125	2000	80	25	15,000	Yes	-	Damp	Spiral, Amber
G25	E26	4.5	36783	LED4DFG25-GV-1 120	120	4	4.61	280	2200	80	40	15,000	Yes	-	Damp	Amber
G25	E26	4.5	42173	LED4DFG25-GV-2 120	120	4	4.61	280	2200	80	40	15,000	Yes	-	Damp	Amber
G25	E26	5.0	36518	LED5DG25MVS-C-OT 120	120	4	4.61	250	2200	80	60	15,000	Yes	-	Damp	Spiral, Clear
G25	E26	5.5	42179	LED5DFG25-GV-2 120	120	4	4.61	400	2200	80	60	15,000	Yes	-	Damp	Amber
G30	E26	5.5	42183	LED5DFG30-GV-1 120	120	4	5.31	400	2200	80	60	15,000	Yes	-	Damp	Amber
G40	E26	5.5	42184	LED5DFG40-GV-1 120	120	4	7.09	400	2200	80	60	15,000	Yes	-	Damp	Amber
A15	E26	3.0	36497	LED3DA15MVS-C-OT	120	4	3.54	125	2200	80	25	15,000	Yes	-	Damp	Spiral, Clear
A15	E26	3.0	36501	LED3DA15MVS-V-OT	120	4	3.54	125	2000	80	25	15,000	Yes	-	Damp	Spiral, Amber
A15	E12	4.0	42160	LED4DFA15C-GV-2 120	120	4	3.54	240	2200	80	40	15,000	Yes	-	Damp	Amber
A15	E12	5.5	36555	LED5DFA15C-GV-2 120	120	4	3.54	400	2200	80	60	15,000	Yes	-	Damp	Amber
A15	E26	5.5	36564	LED5DFA15-GV-2 120	120	4	3.54	400	2200	80	60	15,000	Yes	-	Damp	Amber
A19	E26	6.0	33523	LED6DFA19-GV-4 120	120	4	4.33	560	2200	80	60	15,000	Yes	-	Damp	Glass
ST19	E26	3.5	36811	LED3DFST19-GV-1 120	120	4	5.00	200	2200	80	25	15,000	Yes	-	Damp	Amber
ST19	E26	5.5	42194	LED5DFST19-GV-2 120	120	4	5.00	400	2200	80	40	15,000	Yes	-	Damp	Amber
T6	E12	3.0	42220	LED3DFT6C-GV-1 120	120	4	3.07	150	2200	80	40	15,000	Yes	-	Damp	Amber
T20	E26	6.5	93100097	LED6DT20VS-C22K-1	120	4	10.63	350	2200	80	40	15,000	Yes	-	Damp	Spiral, Clear
T20	E26	6.5	93100098	LED6DT20VS-S5K-1	120	4	10.63	190	5000	80	25	15,000	Yes	-	Damp	Spiral, Smoke
T20	E26	6.5	93110310	LED6DT20VS-C2K-1	120	4	10.63	350	2000	80	40	15,000	Yes	-	Damp	Spiral, Clear
G63	E26	6.5	93099992	LED6DG63VS-V2K-1	120	2	11.34	350	2000	80	40	15,000	Yes	-	Damp	Spiral, Amber
G63	E26	6.5	93099994	LED6DG63VS-S5K-1	120	2	11.34	190	5000	80	25	15,000	Yes	-	Damp	Spiral, Smoke
G63	E26	6.5	93110309	LED6DG63VS-C2K-1	120	2	11.34	350	2000	80	40	15,000	Yes	-	Damp	Spiral, Clear
BT56	E26	6.5	93100099	LED6DBT56VS-S5K-1	120	2	14.53	190	5000	80	25	15,000	Yes	-	Damp	Spiral, Smoke
BT56	E26	6.5	93100100	LED6DBT56VS-V2K-1	120	2	14.53	350	2000	80	40	15,000	Yes	-	Damp	Spiral, Amber
PS52	E26	6.5	93100102	LED6DPS52VS-V2K-1	120	3	11.73	350	2000	80	40	15,000	Yes	-	Damp	Spiral, Amber
PS52	E26	6.5	93100104	LED6DPS52ES-V2K-1	120	3	11.73	350	2000	80	40	15,000	Yes	-	Damp	Spiral, Amber
PS52	E26	6.5	93100105	LED6DPS52VS-S5K-1	120	3	11.73	190	5000	80	25	15,000	Yes	-	Damp	Spiral, Smoke
PS52	E26	6.5	93110311	LED6DPS52VS-C2K-1	120	3	11.73	350	2000	80	40	15,000	Yes	-	Damp	Spiral, Clear

<sup>1</sup> The life rating is based on the hours of operation the lamp will provide before reaching 70% of its original rating (L70)

<sup>2</sup> Minimum order quantity = 6

★ ENERGY STAR® status: ENERGY STAR® certified. Lamps without a "★" are not ENERGY STAR® certified.

<sup>3</sup> UL 1993 Environmental Requirements for LED LAMPS

Location, damp – Exterior or interior location that is normally or periodically subject to condensation of moisture in, on, or adjacent to, electrical equipment, and includes partially protected locations.

Location, dry – Location not normally subject to dampness, may include a location subject to temporary dampness, i.e., building under construction, provided ventilation is adequate to prevent an accumulation of moisture.

Location, wet – Location in which water or other liquid can drip, splash, or flow on or against electrical equipment.

**Notes:** 1) Product descriptions ending in "/TP" indicate a carded blister or clamshell package nested in a tray for shelf display. Cards also designed for hook display.



# LED REPLACEMENT LAMPS

## Vintage Style LED Replacement Bulbs (Canadian Only SKUs)

Bulb Shape	Base Type	Watts	Order Code	Description	Volts	Case <sup>2</sup> Qty	MOL (In)	Lumens Initial	Initial Color Temp	CRI	Wattage Replacement	Rated <sup>1</sup> Life L70 (Hrs)	Dimmable	ENERGY STAR <sup>®</sup> Status	Location <sup>3</sup> Rating	Additional Information
<b>Candles</b>																
ST19	E26	6	34099	LED6DFST19GVCDN2 120	120	12	5	560	2200K	80	60W	15,000	Yes	-	Dry	2 pack, Amber
CAC	E12	5.5	34101	LED5DFCAC-GVCDN2 120	120	12	4.45	400	2200K	80	60W	15,000	Yes	-	Dry	2 pack, Amber
CAM	E26	5.5	34102	LED5DFCAM-GVCDN2 120	120	12	4.37	400	2200K	80	60W	15,000	Yes	-	Dry	2 pack, Amber
T9	E26	6	34108	LED6DFT9-GV-CDN 120	120	6	5.24	500	2200K	80	60W	15,000	Yes	-	Dry	Amber
G25	E26	5.5	34111	LED5DFG25-GVCDN2 120	120	12	4.61	400	2200K	80	60W	15,000	Yes	-	Dry	2 pack, Amber
A15	E26	5.5	34112	LED5DFA15-GVCDN2 120	120	12	3.46	400	2200K	80	60W	15,000	Yes	-	Dry	2 pack, Amber
G40	E26	5.5	34113	LED5DFG40-GV-CDN 120	120	3	7.09	400	2200K	80	60W	15,000	Yes	-	Dry	Amber
A19	E26	6	34126	LED6DFA19-GVCDN2 120	120	12	4.41	560	2200K	80	60W	15,000	Yes	-	Dry	2 pack, Amber
A19	E26	5	38890	LED5DA19MVS-VCDN 120	120	4	4.25	250	2000K	80	60W	15,000	Yes	-	Damp	Spiral, Amber
ST19	E26	5	38892	LED5DST19MVSVCN 120	120	4	5.51	250	2000K	80	60W	15,000	Yes	-	Damp	Spiral, Amber
G25	E26	5	38897	LED5DG25MVS-VCDN 120	120	4	4.76	250	2000K	80	60W	15,000	Yes	-	Damp	Spiral, Amber
G40	E26	5	38899	LED5DG40MVS-VCDN 120	120	3	6.97	250	2000K	80	60W	15,000	Yes	-	Damp	Spiral, Amber

<sup>1</sup> The life rating is based on the hours of operation the lamp will provide before reaching 70% of its original rating (L70)

<sup>2</sup> Minimum order quantity = 6

★ ENERGY STAR<sup>®</sup> status: ENERGY STAR<sup>®</sup> certified. Lamps without a "★" are not ENERGY STAR<sup>®</sup> certified.

<sup>3</sup> UL 1993 Environmental Requirements for LED LAMPS

Location, damp – Exterior or interior location that is normally or periodically subject to condensation of moisture in, on, or adjacent to, electrical equipment, and includes partially protected locations.




Location, dry – Location not normally subject to dampness, may include a location subject to temporary dampness, i.e., building under construction, provided ventilation is adequate to prevent an accumulation of moisture.

Location, wet – Location in which water or other liquid can drip, splash, or flow on or against electrical equipment.




**Notes:** 1) Product descriptions ending in "/TP" indicate a carded blister or clamshell package nested in a tray for shelf display. Cards also designed for hook display.

# LED REPLACEMENT LAMPS


## Reflector Lamps

Bulb Shape	Base Type	Watts	Order Code	Description	Volts	Case <sup>2</sup> Qty	MOL (In)	Lumens Initial	CBCP	Initial Color Temp	CRI	Wattage Replacement	Rated Life <sup>1</sup> L70 (Hrs)	Dimmable	ENERGY STAR <sup>®</sup> Status	Location <sup>3</sup> Rating	Additional Information	
<b>R20</b>																		
	E26	7	38268	LED7DR20/827	120	6	3.64	525		2700	80	45	15,000	Yes	-	Damp	White	
	E26	7	43233	LED7DR20/830	120	6	3.64	525		3000	80	45	15,000	Yes	-	Damp	White	
	E26	7	38273	LED7DR20/850	120	6	3.64	525		5000	80	45	15,000	Yes	-	Damp	White	
<b>BR30</b>																		
	E26	10	68160	LED10DR303/827W	120	6	5.4	700		2700	80	65	25,000	Yes	★	Damp	Frosted, White body	
	E26	10	68161	LED10DR303/830W	120	6	5.4	700		3000	80	65	25,000	Yes	★	Damp	Frosted, White body	
	E26	10	69107	LED10DR303/850W	120	6	5.4	700		5000	80	65	25,000	Yes	★	Damp	Frosted, White body	
<b>BR40</b>																		
	E26	13	64176	LED13DBR40/827	120	6	6.3	1070		2700	80	85	25,000	Yes	★	Damp	Frosted, White body	
	E26	13	14708	LED13DBR40/830	120	6	6.3	1070		3000	80	85	25,000	Yes	★	Damp	Frosted, White body	
	E26	13	69108	LED13BR40/850	120	3	6.34	1070		5000	80	85	25,000	Yes	★	Damp	Frosted, White body	

## Directional Lamps (MR16 - GU10)

Bulb Shape	Base Type	Watts	Order Code	Description	Volts	Case <sup>2</sup> Qty	MOL (In)	Lumens Initial	CBCP	Initial Color Temp	CRI	Wattage Replacement	Rated Life <sup>1</sup> L70 (Hrs)	Dimmable	ENERGY STAR <sup>®</sup> Status	Location <sup>3</sup> Rating	Additional Information	
<b>12 Volt AC/DC MR16</b>																		
	MR16	GU5.3	6.5	75155	LED6.5DMR16W82715	12	6	1.87	500	4900	2700	80	50	25,000	Yes	★	Damp	Spot 15° beam, White
	GU5.3	6.5	75153	LED6.5DMR16W83015	12	6	1.87	520	4900	3000	80	50	25,000	Yes	★	Damp	Spot 15° beam, White	
	GU5.3	6.5	75158	LED6.5DMR16W84015	12	6	1.87	550	5000	4000	80	50	25,000	Yes	★	Damp	Spot 15° beam, White	
	GU5.3	6.5	93226	LED6.5DMR16W82725	12	6	1.79	500	2350	2700	80	50	25,000	Yes	★	Damp	Narrow 25° beam, White	
	GU5.3	6.5	93222	LED6.5DMR16W83025	12	6	1.79	520	2350	3000	80	50	25,000	Yes	★	Damp	Narrow 25° beam, White	
	GU5.3	6.5	93228	LED6.5DMR16W84025	12	6	1.79	550	2400	4000	82	50	25,000	Yes	★	Damp	Narrow 25° beam, White	
	GU5.3	6.5	93227	LED6.5DMR16W82735	12	6	1.79	500	1350	2700	80	50	25,000	Yes	★	Damp	Flood, 35° beam, White	
	GU5.3	6.5	93097010	LED6.5DMR16B82735	12	6	1.79	500	1350	2700	80	50	25,000	Yes	-	Damp	Flood, 35 degree beam, Black	
	GU5.3	6.5	93223	LED6.5DMR16W83035	12	6	1.79	520	1350	3000	80	50	25,000	Yes	★	Damp	Flood, 35° beam, White	
	GU5.3	6.5	93229	LED6.5DMR16W84035	12	6	1.79	550	1400	4000	80	50	25,000	Yes	★	Damp	Flood, 35° beam, White	
GU5.3	7	21359	LED7MRX16R930/10	12	6	2.01	350	8000	3000	95	50	25,000	-	-	Damp	Spot, 10° beam, Reveal		
<b>Value 12 Volt AC/DC MR16</b>																		
	MR16	GU5.3	4.5	34560	LED4.5DMR1682735	12	6	1.78	380	1000	2700	80	35	25,000	Yes	★	Damp	Flood, 35° beam, White
	GU5.3	4.5	34561	LED4.5DMR1683035	12	6	1.78	400	1000	3000	80	35	25,000	Yes	★	Damp	Flood, 35° beam, White	
	GU5.3	4.5	34563	LED4.5DMR1684035	12	6	1.78	400	1100	4000	80	35	25,000	Yes	★	Damp	Flood, 35° beam, White	
	GU5.3	6.5	34606	LED6.5DMR1682725	12	6	1.78	500	2350	2700	80	50	25,000	Yes	★	Damp	Narrow 25° beam, White	
	GU5.3	6.5	34607	LED6.5DMR1682735	12	6	1.78	500	1350	2700	80	50	25,000	Yes	★	Damp	Flood, 35° beam, White	
	GU5.3	6.5	34611	LED6.5DMR1683025	12	6	1.78	530	2350	3000	80	50	25,000	Yes	★	Damp	Narrow 25° beam, White	
GU5.3	6.5	34625	LED6.5DMR1683035	12	6	1.78	530	1350	3000	80	50	25,000	Yes	★	Damp	Flood, 35° beam, White		
<b>120 Volt GU10</b>																		
	GU10	3.5	37114	LED4D/GU1083035	120	6	2.1	300	550	3000	80	35	25,000	Yes	★	Dry	Flood, 35° beam, White	
	GU10	4	89020	LED4D/GU10/NFLTP	120	3	2.1	250	720	3000	80	35	25,000	Yes	★	Damp	Flood, 35° beam, White	
	GU10	6	26346	LED6D/GU10/NFL/TP	120	3	2.1	430	1100	3000	80	50	25,000	Yes	★	Damp	Flood, 35° beam, White	

## RS Cans

Bulb Shape	Base Type	Watts	Order Code	Description	Volts	Case <sup>2</sup> Qty	MOL (In)	Lumens Initial	CBCP	Initial Color Temp	CRI	Wattage Replacement	Rated Life <sup>1</sup> L70 (Hrs)	Dimmable	ENERGY STAR <sup>®</sup> Status	Location <sup>3</sup> Rating	Additional Information	
<b>RS Cans</b>																		
	E26	10	95853	LED10RS4/827E26P	120	12	4.32	700		2700	80	65	50,000	Yes	★	Damp	4" Can, Pigtail Attachment	
	E26	10	95854	LED10RS4/830E26P	120	12	4.32	700		3000	80	65	50,000	Yes	★	Damp	4" Can, Pigtail Attachment	
	E26	8	19888	LED8DRS6/827	120	12	4.96	700		2700	80	65	50,000	Yes	★	Damp	6" Can, Pigtail Attachment	
	E26	8	19908	LED8DRS6/830	120	12	4.96	700		3000	80	65	50,000	Yes	★	Damp	6" Can, Pigtail Attachment	
	E26	8	20026	LED8DRS6/840	120	12	4.96	700		4000	80	65	50,000	Yes	★	Damp	6" Can, Pigtail Attachment	
	E26	13	20037	LED13DRS6/827	120	12	4.96	1000		2700	80	90	50,000	Yes	★	Damp	6" Can, Pigtail Attachment	
	E26	13	20048	LED13DRS6/830	120	12	4.96	1000		3000	80	90	50,000	Yes	★	Damp	6" Can, Pigtail Attachment	

<sup>1</sup> The life rating is based on the hours of operation the lamp will provide before reaching 70% of its original rating (L70)

<sup>2</sup> Minimum order quantity = 6

★ ENERGY STAR<sup>®</sup> status: ENERGY STAR<sup>®</sup> certified. Lamps without a "★" are not ENERGY STAR<sup>®</sup> certified.

<sup>3</sup> UL 1993 Environmental Requirements for LED LAMPS

Location, damp – Exterior or interior location that is normally or periodically subject to condensation of moisture in, on, or adjacent to, electrical equipment, and includes partially protected locations.

Location, dry – Location not normally subject to dampness, may include a location subject to temporary dampness, i.e., building under construction, provided ventilation is adequate to prevent an accumulation of moisture.

Location, wet – Location in which water or other liquid can drip, splash, or flow on or against electrical equipment.

**Notes:** 1) Product descriptions ending in "/TP" indicate a carded blister or clamshell package nested in a tray for shelf display. Cards also designed for hook display.

# Title 20 LED Lamps

Set up your transition plan today. For more information contact your Current sales representative.  
Full California Title 20 Requirements can be found at <http://www.energy.ca.gov/title20/>



Bulb Shape	Base Type	Watts	Order Code	Description	UOS	Case <sup>2</sup> Qty	Lumens Initial	Initial Color Temp	CRI	Wattage Replacement	Rated Life <sup>1</sup> L70 (Hrs)	Dimmable	ENERGY STAR <sup>®</sup> Status
G25	E26	4.5	43269	LED5DG25-GWSW9C3	3	6	350	2700	90	40	15,000	Yes	-
A19	E26	6	42975	LED6DASW9C-4PK	4	6	450	2700	90	40	15,000	Yes	★
A19	E26	6	42976	LED6DADL9C-4PK	4	6	450	5000	90	40	15,000	Yes	★
A19	E26	6	98255	LED6DASW9-2P	2	6	450	2700	90	40	15,000	Yes	-
A19	E26	10.5	96685	LED10DASW9-2P	2	6	800	2700	90	60	15,000	Yes	★
A19	E26	10.5	42977	LED10DASW9C-4PK	4	6	800	2700	90	60	15,000	Yes	★
A19	E26	10.5	42978	LED10DADL9C-4PK	4	6	800	5000	90	60	15,000	Yes	★
A19	E26	10.5	36835	LED10DASW9C-2PK	2	6	800	2700	90	60	15,000	Yes	-
MR16	GU5.3	6.5	75155	LED6.5DMR16W82715	1	6	500	2700	80	50	25,000	Yes	★
MR16	GU5.3	6.5	75153	LED6.5DMR16W83015	1	6	520	3000	80	50	25,000	Yes	★
MR16	GU5.3	6.5	75158	LED6.5DMR16W84015	1	6	550	4000	80	50	25,000	Yes	★
MR16	GU5.3	6.5	93226	LED6.5DMR16W82725	1	6	500	2700	80	50	25,000	Yes	★
MR16	GU5.3	6.5	93222	LED6.5DMR16W83025	1	6	520	3000	80	50	25,000	Yes	★
MR16	GU5.3	6.5	93228	LED6.5DMR16W84025	1	6	550	4000	82	50	25,000	Yes	★
MR16	GU5.3	6.5	93227	LED6.5DMR16W82735	1	6	500	2700	80	50	25,000	Yes	★
MR16	GU5.3	6.5	93223	LED6.5DMR16W83035	1	6	520	3000	80	50	25,000	Yes	★
MR16	GU5.3	6.5	93229	LED6.5DMR16W84035	1	6	550	4000	80	50	25,000	Yes	★
R20	E26	5	45545	LED5DR209CSW	1	6	450	2700	92	45	15,000	Yes	-
BR30	E26	8	45177	LED8DBR309CSW2P	2	6	700	2700	92	65	15,000	Yes	-
BR40	E26	11	43058	LED11DBR409CSW	1	6	950	2700	90	65	15,000	Yes	-
PAR20	E26	7	45441	LED7DP209CSW-1P	1	6	500	2700	92	50	15,000	Yes	-
PAR30	E26	12	84392	LED12DP30RW92725	1	6	850	2700	90	75	25,000	Yes	★
PAR30	E26	12	84395	LED12DP30RW92740	1	6	850	2700	90	75	25,000	Yes	★
PAR30	E26	12	84379	LED12DP30RW93025	1	6	900	3000	90	75	25,000	Yes	★
PAR30	E26	12	84380	LED12DP30RW93040	1	6	900	3000	90	75	25,000	Yes	★
PAR30L	E26	12	84407	LED12DP3LRW92740	1	6	850	2700	90	75	25,000	Yes	★
PAR30L	E26	12	84399	LED12DP3LRW93025	1	6	900	3000	90	75	25,000	Yes	★
PAR30L	E26	12	84400	LED12DP3LRW93040	1	6	900	3000	90	75	25,000	Yes	★
PAR30L	E26	18	75065	LED18P30LW93015	1	6	1400	3000	90	75	25,000	-	★
PAR30L	E26	18	75078	LED18P30LW93025	1	6	1400	3000	90	75	25,000	-	★
PAR30	E26	12	43094	LED12DP309CSW2P	1	6	900	2700	92	75	15,000	Yes	-
PAR38	E26	16	43076	LED16DP389CWW-2P	2	6	1,300	2700	92	120	15,000	Yes	-
PAR38	E26	18	92923	LED18D38W3927/25	1	6	1250	2700	92	100	25,000	Yes	★
PAR38	E26	18	92926	LED18D38W3927/40	1	6	1250	2700	92	120	25,000	Yes	★
PAR38	E26	18	92927	LED18D38W3930/15	1	6	1350	3000	92	75	25,000	Yes	★

<sup>1</sup> The life rating is based on the hours of operation the lamp will provide before reaching 70% of its original rating (L70)

<sup>2</sup> Minimum order quantity = 6

★ ENERGY STAR<sup>®</sup> status: ENERGY STAR<sup>®</sup> certified. Lamps without a "★" are not ENERGY STAR<sup>®</sup> certified.

Notes: 1) Product descriptions ending in "/TP" indicate a carded blister or clamshell package nested in a tray for shelf display. Cards also designed for hook display.

# Inspire

Bring *exciting new life* to your same old fixtures.

Current LED Replacement lamps are your secret strategy for superior lighting on a budget. Slash operating and maintenance costs while vastly improving the color and quality of light in virtually any setting – commercial, industrial, office or retail. Go online and check out the case studies, videos and image galleries at [www.gecurrent.com](http://www.gecurrent.com) and then call your Current representative for a free personal consultation.



Product is compliant with material restriction requirements of RoHS  
ENERGY STAR® is a registered U.S. mark

**GE current**  
a Daintree company

[www.gecurrent.com](http://www.gecurrent.com)

© 2021 Current Lighting Solutions, LLC. All rights reserved. GE and the GE monogram are trademarks of the General Electric Company and are used under license. Information provided is subject to change without notice. All values are design or typical values when measured under laboratory conditions.

78945 (Rev 10/01/21)