



FULL LINE CATALOG

**Products for FARM, HOME,
INDUSTRIAL, and CONSTRUCTION**

HOT MAX TORCHES™

We at KDAR Company would like to thank you for the opportunity to serve you. Our catalog has many items for the Welding, Automotive, Lawn and Garden, and Tool Industries supplying innovative, high quality products at great prices. Our products are great for professionals, homeowners, and farm/ranch owners that are looking for consistently reliability.

Our goal is to produce quality items at competitive pricing and continue to introduce new items on an ongoing basis. We are always looking for those items that need development, improvement, or a lower cost to acquire. We welcome your ideas and needs for your particular business.

With over 40 years experience in retail, we are here to serve you and supply you with the needs of the modern businesses selling these products. Since we are a family owned business, we are dedicated to serving you and we offer that personal attention in all matters of business. Our motto is, "We make quality products with more features at competitive prices all backed with great service."

We appreciate your support and look forward to serving you.

Sincerely,

KDAR Company



3671 New Town Blvd
St. Charles, MO 63301
(636) 493-9920 M-F 8-5 pm, CST
www.hotmaxtorches.com

January 2019

TABLE OF CONTENTS

WELDING EQUIPMENT

MIG WELDERS AND ACCESSORIES.....	1-8
ARC WELDERS.....	9-10
WELDING ACCESSORIES.....	11-19
MIG WIRE, ELECTRODES, TIG ROD.....	19-26
RECEPTACLES AND PLUGS.....	27
WELDING CAPS AND CLOTHING.....	28

GAS WELDING EQUIPMENT

OXYGEN-ACETYLENE TORCH KITS.....	29-34
CUTTING TIPS/WELDING NOZZLES.....	35-38
BIG MAX FAMILY PROPANE TORCHES.....	39-44
PROPANE ACCESSORIES.....	44-49
PLUMBING TORCHES.....	50
BRAZING ROD AND BRAZING FLUX.....	51-52
SOLDER AND SOLDER FLUX.....	53-54
HOSES FITTINGS, ETC.....	55-57
REGULATORS AND GAUGES.....	58
HOSES AND OXYGEN/ACETYLENE TANKS.....	59
STRIKERS, FLINTS, TIP CLEANERS, ETC.....	60-61

SAFETY EQUIPMENT

HELMETS AND LENSES.....	62-64
BRAZING GOGGLES.....	65
GLOVES.....	66
SAFETY GLASSES AND FACE SHIELDS.....	67
HEARING PROTECTION AND DUST MASKS.....	68

TABLE OF CONTENTS

ABRASIVES AND BRUSHES

E-Z SANDER® HAND SANDER.....	69
BENCH WHEELS.....	70
CUT OFF AND GRINDING	71-74
BRUSHES.....	75-77
CUP BRUSHES.....	78
END BRUSHES AND WIRE WHEELS.....	79-80
OTHER ABRASIVES.....	81-84

TOOLS

PLIERS, MAGNETS, SOAPSTONE.....	85-87
MARKERS	88
METAL FILES AND JUMPER CABLE CLAMPS.....	89-90
CUTTING FLUID AND CHEMICALS.....	91

AIR FITTINGS AND ACCESSORIES

COUPLERS AND PLUGS.....	92-98
BLOW GUNS, CHUCKS, GUAGES.....	98-101
FILTERS, REGULATORS, OILERS.....	101-102
HOSES, FITTINGS, AND MISC.....	102-109

PRESSURE WASHER ACCESSORIES..110-116

REPLACEMENT PARTS FOR HOT MAX 125, 135, AND 175 AMP MIG WELDERS



HOT MAX MIG GUN REPLACEMENT WITH 10' HOSE
MODEL 23200



HOT MAX REPLACEMENT CO2/ARGON REGULATOR
MODEL 23201

HOT MAX REPLACEMENT GAS HOSE - 5'
MODEL 23203



HOT MAX REPLACEMENT GROUND CLAMP WITH 9' CABLE
MODEL 23204



HOT MAX 125 AMP MIG WELDER - MODEL 125WFG

The Hot Max 125WFG MIG Welder is ready to weld with shielding gas or flux core right out of the box.

FEATURES:

Infinite Output Voltage Controls which can be adjusted as you weld!

Infinite Wire Speed Control

Factory pre-wired and ready for optional Spool Gun (Model #SPG).

Easy polarity change for switching between shielding gas and flux core wire.

Drive roller fits .023" to .035" wire. Larger drive wheel available.

2 Year Limited Warranty on Machine, 90 Day Warranty on Gun and Hoses, for Parts and Labor

SPECIFICATIONS:

Input Current/Voltage: 15 Amps at 120 Volts, Single Phase

Output: 25-125 Amps DC

Minimum Duty Cycle: 20%

Welds up to 1/4" with Flux Core Wire

WELDER INCLUDES THE FOLLOWING COMPONENTS:

Ground Clamp with 9' Cable

MIG Gun with 10' Hose

CO2/Argon Regulator with 5' Hose

2# Spool of .030" Flux Core Wire

Gas Nozzle for MIG Welding

Hex Wrench for wire feed roller

.025", .030", and .035" Contact Tips

10# Wire Spool Adapter

Shielding gas is NOT included.



HOT MAX 135 AMP MIG WELDER - MODEL 135WFG

The Hot Max 135WFG MIG Welder is ready to weld with shielding gas or flux core right out of the box.

FEATURES:

Infinite Output Voltage Controls which can be adjusted as you weld!

Infinite Wire Speed Control

Factory pre-wired and ready for optional Spool Gun (Model #SPG).

Easy polarity change for switching between shielding gas and flux core wire.

Drive roller fits .023" to .035" wire. Larger drive wheel available.

2 Year Limited Warranty on Machine, 90 Day Warranty on Gun and Hoses, for Parts and Labor

SPECIFICATIONS:

Input Current/Voltage: 20 Amps at 120 Volts, Single Phase

Output: 25-135 Amps DC

Minimum Duty Cycle: 20%

Welds up to 5/16" with Flux Core Wire

WELDER INCLUDES THE FOLLOWING COMPONENTS:

Ground Clamp with 9' Cable

MIG Gun with 10' Hose

CO2/Argon Regulator with 5' Hose

2# Spool of .030" Flux Core Wire

Gas Nozzle for MIG Welding

Hex Wrench for wire feed roller

.025", .030", and .035" Contact Tips

10# Wire Spool Adapter

Shielding gas is NOT included.

MIG WELDERS



HOT MAX 135 AMP MIG WELDING KIT MODEL 135WFGK

The Hot Max 135WFGK MIG Welder Kit is ready to weld with shielding gas or flux core right out of the box. Everything you need to weld all in one box!

WELDING KIT INCLUDES:

HOT MAX 135WFG MIG WELDER
WELDING CART - MODEL WC100
WIDE VISION WELDING HELMET -
MODEL 22087
INSULATED WELDING GLOVES -
MODEL 22050



WELDING CART



GRAY WELDING GLOVES



WELDING HELMET

WELDER FEATURES:

Infinite Output Voltage Controls which can be adjusted as you weld!

Infinite Wire Speed Control

Factory pre-wired and ready for optional Spool Gun (Model #SPG).

Easy polarity change for switching between shielding gas (not included) and flux core wire.

Drive roller fits .023" to .035" wire. Larger drive wheel available.

All components of 135WFG MIG welder are also included in this kit.

2 Year Limited Warranty on Machine, 90 Day Warranty on Gun and Hoses, for Parts and Labor

WELDER SPECIFICATIONS:

Input Current/Voltage: 20 Amps at 120 Volts, Single Phase

Output: 25-135 Amps DC

Minimum Duty Cycle: 20%

Welds up to 5/16" metal with flux core wire.



HOT MAX 175 AMP MIG WELDER - MODEL 175WFG

The Hot Max 175WFG MIG Welder is ready to weld with shielding gas or flux core right out of the box.

FEATURES:

Infinite Output Voltage Controls which can be adjusted as you weld!

Infinite Wire Speed Control

Factory pre-wired and ready for optional Spool Gun (Model #SPG).

Easy polarity change for switching between shielding gas and flux core wire.

Drive roller fits .023" to .035" wire. Larger drive wheel available.

2 Year Limited Warranty on Machine, 90 Day Warranty on Gun and Hoses, for Parts and Labor

SPECIFICATIONS:

Input Current/Voltage: 40 Amps at 240 Volts, Single Phase

Output: 30-175 Amps DC

Minimum Duty Cycle: 20%

Welds up to 3/8" with Flux Core Wire

WELDER INCLUDES THE FOLLOWING COMPONENTS:

Ground Clamp with 9' Cable

MIG Gun with 10' Hose

CO2/Argon Regulator with 5' Hose

2# Spool of .030" Flux Core Wire

Gas Nozzle for MIG Welding

Hex Wrench for wire feed roller

.025", .030", and .035" Contact Tips

10# Wire Spool Adapter

Shielding gas and power plug are NOT included.

MIG WELDERS



HOT MAX 175 AMP MIG WELDING KIT MODEL 175WFGK

The Hot Max 175WFGK MIG Welder Kit is ready to weld with shielding gas or flux core right out of the box. Everything you need to weld all in one box!

WELDING KIT INCLUDES:

- HOT MAX 175WFG MIG WELDER
- WELDING CART - MODEL WC100
- WIDE VISION WELDING HELMET - MODEL 22087
- INSULATED WELDING GLOVES - MODEL 22050



WELDING CART



GRAY WELDING GLOVES



WELDING HELMET

WELDER FEATURES:

Infinite Output Voltage Controls which can be adjusted as you weld!

Infinite Wire Speed Control

Factory pre-wired and ready for optional Spool Gun (Model #SPG).

Easy polarity change for switching between shielding gas (not included) and flux core wire.

Drive roller fits .023" to .035" wire. Larger drive wheel available.

All components of 175WFG MIG welder are also included in this kit.

2 Year Limited Warranty on Machine, 90 Day Warranty on Gun and Hoses, for Parts and Labor

WELDER SPECIFICATIONS:

Input Current/Voltage: 40 Amps at 240 Volts, Single Phase

Output: 30-175 Amps DC

Minimum Duty Cycle: 20%

Welds up to 3/8" with Flux Core Wire



NEW!
Lightweight
Inverter
Technology




ALL IN ONE HOT MAX 250 AMP MIG / TIG / ARC WELDING MACHINE MODEL 250WFG

The Hot Max 250WFG MIG/TIG/ARC Welder is an all in one machine for MIG, TIG, and ARC Welding. Using the latest Inverter Technology, the 250WFG welder offers superior arc control in any mode for professional quality results. You will find the simple controls and digital readouts easy to use. The powerful double drive wheel will easily handle 33 pound spools for years of trouble free work. Works with all types of MIG wire including mild steel, flux core, stainless steel, and even aluminum when used with the optional Hot Max Spool Gun Model 23241 (page 13). The metal foot control for TIG welding is the preferred control method for professional welders.

MIG WELDERS



ALL IN ONE HOT MAX 250 AMP MIG / TIG / ARC WELDER MODEL 250WFG



Inside the Cover

MIG WELDING FEATURES:

Infinite Output Voltage Controls which can be adjusted as you weld!

Infinite Wire Speed Control

Heavy Duty Professional Quality Trafimet 250 Amp MIG gun with 10' hose

Factory pre-wired and ready for optional Spool Gun

Separate MIG shielding gas connection for Argon/CO₂

Heavy Duty double drive motor easily handles 11 pound and 33 pound wire spools.

Comes with two sets of drive wheels to handle .030" (.8 mm), .040" (1.0 mm), and .045" (1.2mm) MIG wire

Quick Feed button allows for easier loading of the MIG wire into gun

Comes with (1) .030" (.8 mm) and (2) .040" (1.0 mm) contact tips for MIG gun

MIG Output: 50 - 250 Amps, 16.5 to 26.5 Volts DC

MIG Duty Cycle: 60% at 250 Amps, 100% at 194 Amps

TIG WELDING FEATURES:

250 Amp rated TIG Torch with 12' hose

Heavy Duty metal foot pedal with 15' control wiring

Separate TIG shielding gas connection for Argon

3 TIG Gas Nozzles, 1 Collet Body, 3 Collets, 1 short Back Cap, and 1 Long Back Cap included

Tungsten Electrodes are NOT included.

TIG Output: 20 - 230 Amps, 10.8 to 19.2 Volts DC

TIG Duty Cycle: 60% at 230 Amps, 100% at 178 Amps

ARC (SMAW) WELDING FEATURES:

300 Amp Electrode Holder with 10' cable assembly

ARC Output: 30 - 230 Amps, 21.2 to 29.2 Volts DC

ARC Duty Cycle: 60% at 230 Amps, 100% at 178 Amps

COMMON FEATURES AND OTHER SPECIFICATIONS:

300 Amp ground clamp with 10' cable assembly

Tank tray at the back of the machine holds up to 9.5" diameter tanks weighing less than 330 pounds

Heavy Duty 10" solid rubber rear wheels and 3" castors in the front for mobility

Argon/CO₂ regulator with 5' hose included for MIG and TIG applications

36V heated regulator output (Optional heated regulator available)

Circuit Breaker for overload protection

6' Grounded power cord (PLUG NOT INCLUDED)

Input Current/Voltage: 50 Amps at 220 Volts, Single Phase

Weight: 150 Pounds

2 Year Limited Warranty on Machine, 90 Day Warranty on Accessories, for Parts and Labor

MIG welding wire, tungsten electrodes, ARC welding electrodes, shielding gas tank, and Power Plug are NOT included.



HOT MAX 300 AMP AC ARC WELDER MODEL AC300

The Hot Max AC300 ARC Welder is a very HEAVY DUTY unit for all your welding needs.

FEATURES AND SPECIFICATIONS:

Fully adjustable current control allows for as small as 1 amp changes at a time.

Fan Cooled for longer duty cycles.

Heavy Duty Wheels for Portability.

Welds 5/32" rod with ease.

Input Current/Voltage: 60 Amps at 240 Volts, Single Phase

Low Range Output: 50 - 210 Amps AC

High Range Output: 55 - 250 Amps AC

Duty Cycle: 20% at 225 Amps, 100% at 100 Amps

Welds best on 1/8" and larger metals.

2 Year Limited Warranty on Machine, 90 Days for Cable Assemblies, for Parts and Labor

WELDER INCLUDES THE FOLLOWING COMPONENTS:

300A electrode holder with 15 foot cable, bolted connections.

300A steel ground clamp with 10 foot cable, bolted connections.

5-1/2 foot grounded power cable (PLUG IS NOT INCLUDED).

Welding Electrodes are NOT included.



HOT MAX 300 AMP AC / 200 AMP DC ARC WELDER MODEL ACDC300/200

The Hot Max ACDC300/200 ARC Welder is a very HEAVY DUTY unit for all your welding needs.

FEATURES AND SPECIFICATIONS:

Fully adjustable current control allows for as small as 1 amp changes at a time.

Fan Cooled for longer duty cycles.

Heavy Duty Wheels for Portability.

Welds 5/32" rod with ease.

Input Current/Voltage: 60 Amps at 240 Volts, Single Phase

AC Low Range Output: 50 - 210 Amps, 29 Volts AC

AC High Range Output: 60 - 250 Amps, 29 Volts AC

DC Output Range: 40 - 160 Amps, 24 Volts DC (Separate connections for DC welding).

AC Duty Cycle: 20% at 225 Amps , 100% at 100 Amps

DC Duty Cycle: 20% at 100 Amps, 100% at 45 Amps

Welds best on 1/8" and larger metals.

2 Year Limited Warranty on Machine, 90 Days for Cable Assemblies, for Parts and Labor

WELDER INCLUDES THE FOLLOWING COMPONENTS:

300A electrode holder with 15 foot cable, bolted connections.

300A steel ground clamp with 10 foot cable, bolted connections.

5-1/2 foot grounded power cable (PLUG IS NOT INCLUDED).

Welding Electrodes are NOT included.



HOT MAX SPOOL GUN FOR 250WFG - MODEL 23241

FEATURES:

Designed for Hot Max 250WFG MIG welders (180 Amp rated).

20' gun lead for welding in hard to reach places and reduces machine relocation.

See through cover so you can easily check amount of wire on the spool.

Great for aluminum but will also weld mild steel (with or without gas) and stainless steel.

Holds 4" wire spools.

12V DC Drive motor



250 WFG Replacement MIG Gun and
Hose
MODEL 23243



250 WFG Replacement TIG Gun and
Lead
MODEL 23244



250 WFG Replacement Electrode
Holder and Lead
MODEL 23245



250 WFG Replacement Ground
Clamp and Lead
MODEL 23258



250 WFG Replacement TIG Foot
Pedal
MODEL 23240



250 WFG Replacement Regulator and
Hose
MODEL 23201 and 23203

250WFG ACCESSORIES



HOT MAX 250WFG CONTACT TIPS
(TWECO® COMPATIBLE)

<u>MODEL</u>	<u>DESCRIPTION</u>
23247	.025" (.6 MM) CONTACT TIPS - 5/PK
23248	.030" (.8 MM) CONTACT TIPS - 5/PK
23249	.035" (.9 MM) CONTACT TIPS - 5/PK
23250	.040" (1.0 MM) CONTACT TIPS - 5/PK
23251	.045" (1.2 MM) CONTACT TIPS - 5/PK



HOT MAX 250WFG MIG GAS NOZZLE
(TWECO® COMPATIBLE)

MODEL 23246



HOT MAX 250WFG MIG GUN BRASS CONTACT TIP HOLDER
MODEL 23257

HOT MAX 250WFG MIG GUN CERAMIC GAS DISTRIBUTOR
MODEL 23256



HOT MAX 250WFG REPLACEMENT DRIVE MOTOR WHEELS

<u>MODEL</u>	<u>DESCRIPTION</u>
23253	.030" TO .040" REPLACEMENT DRIVE WHEEL
23254	.040" TO .045" REPLACEMENT DRIVE WHEEL



HOT MAX 250WFG HEATED GAS REGULATOR AND FLOW
GUAGE - 36 VOLT

MODEL 23242



HOT MAX WELDER/PLASMA CUTTER CART MODEL WC-100

FEATURES:

- All steel construction with black powder coat finish for long life
- Safety chains to secure optional tanks.
- 6" Wheels in the back, 2-1/2" castors in the front for greater mobility.
- Easy pull handle.
- Extra storage tray.
- Fits most MIG and Plasma machines.
- Top shelf is 11-1/2" wide by 17-1/2" deep
- Holds up to 9" diameter tank weighing less than 55 pounds



HOT MAX MIG WELDER CONTACT TIPS FOR 125/135/175 WELDERS (TWECO® COMPATIBLE)

<u>MODEL</u>	<u>DESCRIPTION</u>
22053	.025" (.6 MM) CONTACT TIPS - 5/PK
22054	.030" (.8 MM) CONTACT TIPS - 5/PK
22055	.035" (.9 MM) CONTACT TIPS - 5/PK
23020	.040" (1.0 MM) CONTACT TIPS - 5/PK
23021	.045" (1.2 MM) CONTACT TIPS - 5/PK



HOT MAX MIG WELDER MIG GUN GAS DIFFUSER
FOR 125/135/175 WELDERS (TWECO® COMPATIBLE)

MODEL 23093



HOT MAX MIG WELDER GAS NOZZLES
FOR 125/135/175 WELDERS (TWECO® COMPATIBLE)

<u>MODEL</u>	<u>DESCRIPTION</u>
23090	1/2" BORE MIG NOZZLE
22057	5/8" BORE MIG NOZZLE
23092	5/8" BORE MIG SPOTWELD NOZZLE



HOT MAX FLUX CORE NOZZLE
FOR 125/135/175 WELDERS (TWECO® COMPATIBLE)

<u>MODEL</u>	<u>DESCRIPTION</u>
22058	PLASTIC FLUX CORE NOZZLE



HOBART® COMPATIBLE CONTACT TIPS

<u>MODEL</u>	<u>DESCRIPTION</u>
23022	.025" CONTACT TIPS - 5/PK
23023	.030" CONTACT TIPS - 5/PK
23024	.035" CONTACT TIPS - 5/PK



HOBART® COMPATIBLE NOZZLES

<u>MODEL</u>	<u>DESCRIPTION</u>
23094	1/2" BORE MIG NOZZLE
23095	5/8" BORE MIG NOZZLE



BINZEL® COMPATIBLE NOZZLES

<u>MODEL</u>	<u>DESCRIPTION</u>
23097	3/8" BORE MIG NOZZLE
23096	1/2" BORE MIG NOZZLE
23098	5/8" BORE MIG SPOTWELD NOZZLE



MIG PLIERS

Perfect multiuse pliers for MIG welding - wire cutter, nozzle cleaner, nozzle pliers, contact tip pliers, welding slag hammer, and needle nose style pliers.

MODEL 22027



ANTI-SPATTER NOZZLE GEL, 16 OZ

Prevents welding spatter from sticking to nozzles and contact tips. Works on all types of welders and does not affect the weld. Made in the USA.

MODEL 23110



SILICONE FREE ANTI-SPATTER SPRAY, 16OZ

Prevents welding spatter from sticking to nozzles, contact tips, and metal being welded. Made in the USA.

MODEL 23000



20 CUBIC FOOT ARGON/CO2 CYLINDER, EMPTY CGA-580 Brass Valve

MODEL 23202

WELDING CABLE LUG CONNECTORS

These premium zinc plated copper connectors are easily crimped, swaged, or soldered for years of trouble free service.

Each package includes (2) two connectors.



<u>MODEL</u>	<u>CABLE SIZE</u>	<u>STUD SIZE</u>
23220	#8	#10
23221	#6	1/4"
22030	#4	5/16"
23222	#4	3/8"
22029	#2	5/16"
23223	#2	3/8"
23224	#1	3/8"
23226	#1/0	3/8"
23225	#1/0	1/2"
23228	#2/0	3/8"
23227	#2/0	1/2"
23229	#3/0	1/2"
23230	#4/0	1/2"

WELDING CABLE BUTT CONNECTORS - UNINSULATED

These premium zinc plated copper connectors are easily crimped, swaged, or soldered for years of trouble free service.

Each package includes (2) two connectors.



<u>MODEL</u>	<u>DESCRIPTION</u>
23007	#6 BUTT CONNECTOR
23008	#4 BUTT CONNECTOR
23009	#2 BUTT CONNECTOR
23010	#1/0 BUTT CONNECTOR
23011	#2/0 BUTT CONNECTOR



HAMMER STYLE CABLE CRIMPING TOOL

For cable lugs and butt connectors

MODEL 23255

WELDING CABLE

Heavy Duty welding cable designed for maximum flexibility and resistance to cuts, tears, and abrasion. Conductors are bare, annealed electrolytic copper, 30 AWG Class K rope lay stranding. Outer jacket is type TPE which provides oil, water, acid, and gas resistance and provides maximum flexibility from -49° C to 105° C. Outer jacket is marked with sequential footage marking upon request. 600V Rating.



<u>MODEL</u>	<u>DESCRIPTION</u>
23150	#4 WELDING CABLE, 250' REEL, 420 STRANDS
23153	#2 WELDING CABLE, 250' REEL, 665 STRANDS
23151	#1 WELDING CABLE, 250' REEL, 833 STRANDS
23152	#1/0 WELDING CABLE, 150' REEL, 1045 STRANDS
23154	#2/0 WELDING CABLE, 150' REEL, 1330 STRANDS

#4 cable is rated for 100 amps up to 75'.
 #2 cable is rated for 150 amps up to 100'.
 #1 cable is rated for 200 amps up to 250'.
 #1/0 cable is rated for 300 amps up to 50' or 100 amps up to 150'.
 #2/0 cable is rated for 350 amps up to 50' or 100 amps up to 200'.



#2 TO #6 WELDING CABLE INSULATED SPLICER

MODEL 23003



WELDING CABLE CAM LOCK CONNECTORS

<u>MODEL</u>	<u>DESCRIPTION</u>
23001	#1 TO #4 CONNECTOR
23002	#1/0 TO #4/0 CONNECTOR



ELECTRODE HOLDERS

<u>MODEL</u>	<u>DESCRIPTION</u>
22022	200 ELECTRODE HOLDER
23025	300 ELECTRODE HOLDER
23026	400 ELECTRODE HOLDER, SCREW TYPE



STEEL GROUND CLAMPS

Strong clamping power for good grounding of electrical circuits.

<u>MODEL</u>	<u>DESCRIPTION</u>
23081	300 AMP STEEL GROUND CLAMP, UP TO #2
23082	500 AMP STEEL GROUND CLAMP, UP TO #1/0



300 AMP BRASS ALLOY GROUND CLAMP, UP TO #2 CABLE
Very heavy duty clamp for discerning welders.

MODEL 23080



STRAIGHT HEAD CHIPPING HAMMER

MODEL 22023



CONE AND CROSS CHISEL CHIPPING HAMMER
Cross-Peen Style

MODEL 23012



CHIPPING HAMMER WITH BRUSH

MODEL 23013

REPLACEMENT BRUSH MODEL 26053



WOOD HANDLE STRAIGHT HEAD CHIPPING HAMMER

MODEL 23014

MIG WELDING WIRE

Gas Metal Arc Welding (GMAW), or commonly called by its subcategory Metal Inert Gas (MIG) Welding, is the most common industrial welding process due to its versatility, speed, and ease of use. Hot Max offers a wide range of MIG welding wire to cover most of your welding needs. You will find our MIG welding wire to be of exceptional quality. We also offer different alloys and larger containers by special order.

MIG WELDING WIRE - MILD STEEL

ER 70S-6 Alloy is a high strength wire which produces excellent results even on rusty or dirty steel.

Tensile Strength: 70,000 PSI

Shielding Gas: Pure CO₂, 75% CO₂/25% Argon (C-25)

Machine Polarity: DCEP Reverse Polarity (MIG DC +)



MODEL

DESCRIPTION

22082	.025", 2# MILD STEEL MIG WIRE
23100	.025", 11# MILD STEEL MIG WIRE
22083	.030", 2# MILD STEEL MIG WIRE
23101	.030", 11# MILD STEEL MIG WIRE
23102	.030", 33# MILD STEEL MIG WIRE
22084	.035", 2# MILD STEEL MIG WIRE
23103	.035", 11# MILD STEEL MIG WIRE
23104	.035", 33# MILD STEEL MIG WIRE
23105	.045", 33# MILD STEEL MIG WIRE



MIG WELDING WIRE - FLUX CORE

E71T-GS Alloy is a high strength flux core wire which produces a deep penetrating weld without shielding gas. Excellent in outdoor windy conditions.

Tensile Strength: 80,000 PSI

Shielding Gas: None Required but 75% CO₂/25% Argon (C-25) will reduce spatter.

Machine Polarity: DCEN Straight Polarity (MIG DC -)

<u>MODEL</u>	<u>DESCRIPTION</u>
23111	.030", 2# FLUX CORE MIG WIRE
23106	.030", 10# FLUX CORE MIG WIRE
23112	.035", 2# FLUX CORE MIG WIRE
23107	.035", 10# FLUX CORE MIG WIRE



MIG WELDING WIRE - STAINLESS STEEL

ER308 Alloy is a high strength wire for use with most grades of stainless steel including 301, 302, 304, 308, 321, and 347.

Tensile Strength: 80,000 PSI

Shielding Gas: Pure Argon or Argon/CO₂

Machine Polarity: DCEP Reverse Polarity (MIG DC +)

<u>MODEL</u>	<u>DESCRIPTION</u>
23109	.030", 2# STAINLESS STEEL MIG WIRE



MIG WELDING WIRE - ALUMINUM

4043 and 5356 alloys are high strength wire for use with most grades of aluminum.

Tensile Strength: 34,000 PSI for ER 4043, 62,000 PSI for ER 5356

Shielding Gas: Pure Argon

Machine Polarity: DCEP Reverse Polarity (MIG DC +)

<u>MODEL</u>	<u>DESCRIPTION</u>
23113	.030", 1# ALUMINUM MIG WIRE (ER 4043)
23114	.035", 1# ALUMINUM MIG WIRE (ER 4043)
23115	.030", 1# ALUMINUM MIG WIRE (ER 5356)
23108	.035", 1# ALUMINUM MIG WIRE (ER 5356)



Shielded Metal Arc Welding (SMAW), or commonly called Arc Welding or Stick Welding, is one of the world’s most popular forms of welding mainly due to its versatility and simplicity. Hot Max offers a wide range of welding rods to suit the various needs of welders everywhere. Our 1, 5, and 10 pound reusable plastic tubes keep the welding rod dry and ready to use. We also carry 1/2 pound packs, for small welding projects or specialty rods, and 50 pound boxes for people who really like to weld. You will find our ARC welding rods to be of exceptional quality. We offer other alloys by special order.

E6011 ARC WELDING ELECTRODES

All purpose, all position rod for mild steel. Great on rusty or dirty metal or poor fit ups. Designed for repair and maintenance work. 60,000 PSI tensile strength. Recommended Machine Polarity: AC or DCEP (DC+)

MODEL	DIAMETER	WEIGHT	AMPERAGE
23300	1/16"	1/2#	20-40
23301	3/32"	1/2#	40-75
23033	3/32"	1#	40-75
22071	3/32"	5#	40-75
23034	3/32"	10#	40-75
23302	1/8"	1/2#	75-130
23030	1/8"	1#	75-130
22072	1/8"	5#	75-130
23031	1/8"	10#	75-130
23032	1/8"	50#	75-130
23035	5/32"	1#	130-180
23037	5/32"	5#	130-180
23036	5/32"	10#	130-180
23038	5/32"	50#	130-180

E6010 ARC WELDING ELECTRODES

All purpose, all position rod for mild steel. Great on rusty, dirty, or painted metal. Very versatile and forgiving welding rod.

60,000 PSI tensile strength.

Recommended Machine Polarity: DCEP (DC+)

MODEL	DIAMETER	WEIGHT	AMPERAGE
23162	1/8"	10#	65-130
23163	1/8"	50#	65-130
23164	5/32"	10#	110-170
23165	5/32"	50#	110-170

E6013 ARC WELDING ELECTRODES

All purpose, all position rod for mild steel. Best on new, clean steel, especially light gauge metal. Easy to start at low amperage and good appearance weld. 60,000 PSI tensile strength.

Recommended Machine Polarity: AC or DCEP (DC+)

MODEL	DIAMETER	WEIGHT	AMPERAGE
23303	1/16"	1/2#	20-40
22075	1/16"	1#	20-40
23078	1/16"	5#	20-40
22073	5/64"	1#	25-50
22074	5/64"	5#	25-50
23304	3/32"	1/2#	40-75
22076	3/32"	1#	40-75
22077	3/32"	5#	40-75
23075	3/32"	10#	40-75
23042	3/32"	50#	40-75
23305	1/8"	1/2#	75-130
23039	1/8"	1#	75-130
22078	1/8"	5#	75-130
23040	1/8"	10#	75-130
23041	1/8"	50#	75-130
23306	5/32"	1/2#	130-180
23043	5/32"	1#	130-180
23045	5/32"	5#	130-180
23044	5/32"	10#	130-180
23070	5/32"	50#	130-180

E7014 ARC WELDING ELECTRODES


Iron powder coated rod for mild steel and high speed. Provides a flat smooth bead in all positions. Great weld appearance and works well on poor fit ups. 70,000 PSI tensile strength.
Recommended Machine Polarity: AC or DCEN (DC-)

MODEL	DIAMETER	WEIGHT	AMPERAGE
23307	3/32"	1/2#	40-75
23049	3/32"	1#	40-75
23050	3/32"	5#	40-75
23308	1/8"	1/2#	75-130
22081	1/8"	1#	75-130
23047	1/8"	5#	75-130
23046	1/8"	10#	75-130
23048	1/8"	50#	75-130
23052	5/32"	5#	130-180
23051	5/32"	10#	130-180

E7018 ARC WELDING ELECTRODES

Low hydrogen rod works great on hardened steels including cold rolled, high carbon, or high sulphur steels. Joins hard to weld steels easily in any position. Excellent rod for fillet welds. 70,000 PSI tensile strength.
Recommended Machine Polarity: DCEP (DC+) or AC

MODEL	DIAMETER	WEIGHT	AMPERAGE
23309	3/32"	1/2#	40-75
23056	3/32"	1#	40-75
22079	3/32"	5#	40-75
23072	3/32"	10#	40-75
23310	1/8"	1/2#	75-130
23053	1/8"	1#	75-130
22080	1/8"	5#	75-130
23054	1/8"	10#	75-130
23055	1/8"	50#	75-130
23057	5/32"	1#	130-180
23059	5/32"	5#	130-180
23058	5/32"	10#	130-180
23060	5/32"	50#	130-180



99% NICKEL ARC WELDING ELECTRODES

Designed for use on all grades of gray cast iron. Works best on light gauge metal. Weld will have excellent machinability. 55,000 PSI tensile strength.

Recommended Machine Polarity: DCEN (DC-)

MODEL	DIAMETER	WEIGHT	AMPERAGE
23315	3/32"	1/2#	70-90
23062	3/32"	1#	70-90
23316	1/8"	1/2#	80-120
23061	1/8"	1#	80-120

55% NICKEL ARC WELDING ELECTRODES

All position rod designed for use on all grades of cast iron. Good for building up worn areas and has good machinability. 70,000 PSI tensile strength.

Recommended Machine Polarity: AC or DCEN (DC-)

MODEL	DIAMETER	WEIGHT	AMPERAGE
23313	3/32"	1/2#	45-75
23066	3/32"	1#	45-75
23314	1/8"	1/2#	70-110
23065	1/8"	1#	70-110

E312-16 STAINLESS STEEL ARC WELDING ELECTRODES

Ultimate rod designed for use on all grades of steel, including dissimilar metals. This rod can also be used on hardened, armored, and spring steels. Excellent rod that can be used by almost anyone. 120,000 PSI tensile strength.

Recommended Machine Polarity: AC or DCEN (DC-)

MODEL	DIAMETER	WEIGHT	AMPERAGE
23312	3/32"	1/2#	30-70
23064	3/32"	1#	30-70
23074	3/32"	5#	30-70
23311	1/8"	1/2#	60-110
23063	1/8"	1#	60-110
23073	1/8"	5#	60-110

HARD FACING OVERLAY ARC WELDING ELECTRODES

All position rod designed for surface build up/overlay. Good abrasion resistance and excellent impact resistance. Can be forged.

Recommended Machine Polarity: AC or DCEP (DC+)

MODEL	DIAMETER	WEIGHT	AMPERAGE
23068	5/32"	1#	120-180
23069	5/32"	5#	120-180

E4043 ALUMINUM ARC WELDING ELECTRODES

All position rod for all types of aluminum including tubes, sheet, cast, and wrought aluminum. AWS A5.3 Class E4043 is the highest strength alloy for ARC and gas torch welding.

Can be used with gas torch applications as a brazing alloy.

Recommended Machine Polarity: DCEN (DC-)

MODEL	DIAMETER	WEIGHT	AMPERAGE
23076	1/8"	1#	80-135
23077	1/8"	5#	80-135

NICKEL FREE CAST IRON WELDING ELECTRODES

For dirty, heat-affected, and oily cast iron. Can be used for cladding contaminated cast iron before joining with nickel alloys. Not machinable.

Recommended Machine Polarity: AC or DCEP (DC+)

MODEL	DIAMETER	WEIGHT	AMPERAGE
23317	1/8"	1/2#	70-125
23160	1/8"	1#	70-125
23161	1/8"	5#	70-125



DELUXE RED ROD STORAGE CONTAINER

Screw on lid and rubber gasket provide air-tight storage for your rod. It has one internal removable divider and will hold up to 10 pounds of 14" long rod.

MODEL 22028

TIG FILLER ROD



AWS 5.9 CLASS ER309L STAINLESS STEEL TIG FILLER

For most types of stainless steel and dissimilar metals
Less than .03% carbon for corrosion resistance

<u>MODEL</u>	<u>DESCRIPTION</u>
24187	1/16" ER309L STAINLESS TIG FILLER, 1#
24190	1/16" ER309L STAINLESS TIG FILLER, 10#

AWS 5.18 CLASS ER70S-6 MILD STEEL TIG FILLER

For most types of mild steel.

<u>MODEL</u>	<u>DESCRIPTION</u>
24188	1/16" ER70S-6 MILD STEEL TIG FILLER, 1#
24191	1/16" ER70S-6 MILD STEEL TIG FILLER, 10#

AWS 5.10 CLASS ER4043 ALUMINUM TIG FILLER

For most types of aluminum alloys.
Contains 5% silicon for improved fluidity

<u>MODEL</u>	<u>DESCRIPTION</u>
24189	1/16" ER4043 ALUMINUM TIG FILLER, 1#
24192	1/16" ER4043 ALUMINUM TIG FILLER, 5#



HEAVY DUTY 50 AMP CROWFOOT PLUG
250 VOLT RATED, NEMA 10-50P

MODEL 23120



HEAVY DUTY 50 AMP CROWFOOT RECEPTACLE
250 VOLT RATED, NEMA 10-50R

MODEL 23121



HEAVY DUTY 50 AMP PARALLEL BLADE PLUG
PIN-TYPE, 250 VOLT RATED, NEMA 6-50P

MODEL 23123



HEAVY DUTY 50 AMP PARALLEL BLADE RECEPTACLE
PIN-TYPE, 250 VOLT RATED, NEMA 6-50R

MODEL 23124



REVERSIBLE WELDING CAPS, ONE SIZE FITS ALL
Flame Retardant Cotton caps come in a variety of colors.

MODEL 23145



DOO RAG CAPS - ASSORTED COLORS

MODEL 23146



FLAME RETARDANT COTTON WELDER'S APRON
For light welding or grinding. 24" X 42"

MODEL 23142



FLAME RETARDANT COTTON WELDER'S JACKET
Large lightweight jacket for light welding or grinding. Heavy duty
snaps down front and at cuffs. One size fits all.

MODEL 23143



FLAME RETARDANT WELDING BLANKET
Protects equipment during light welding, cutting, or grinding activities.
24" X 38" Silver Fiberglass Fabric Coated with Silicone

MODEL 23144



HOT MAX MOBILE MAX OXY-ACETYLENE TORCH KIT MODEL MM-1

The Hot Max MM-1 Mobile Max is a complete oxy-acetylene welding and cutting kit. The Victor® Style medium duty torch handle and cutting head are all brass and stainless steel construction. The heavy duty molded tote is lightweight and mobile, yet durable. Built in storage compartment makes it easy to keep cutting tips, nozzles, striker, tank wrench, and all your other small parts close at hand and it keeps them from getting lost. Welds up to 1/4"* mild steel, cuts up to 4"* mild steel, or easily silver solders up to 3/4" copper.

2 Year Limited Warranty

*Larger tips are required for cutting/welding material this thick, sold separately.

KIT INCLUDES THE FOLLOWING COMPONENTS:

Heavy Duty Molded Tote Carrier (Model MM-0 if ordered separately)

20 Cubic Foot (R Size) Refillable Oxygen Tank** (CGA-540)

10 Cubic Foot (MC Size) Refillable Acetylene Tank** (CGA-200)

Medium Duty Oxygen and Acetylene Regulators, UL Listed

3/16" X 10' Twin Welding Hose, UL Listed

All Brass and Stainless Victor® Style Torch Handle and Cutting Head, UL Listed

One Cutting Tip: 3-101-1 Victor® Style

One Welding Tip: 1-W-1 Victor® Style

Goggles with #5 Lens

Single Flint Striker

MC Size Tank Wrench

**Tanks are empty.



Dual Purpose Red Cart
Model #100MC
Sold Separately.




MEDIUM DUTY CUTTING TORCH KIT - VICTOR® STYLE MODEL VTK-MD-C

The Hot Max VTK-MD-C is a complete oxy-acetylene welding and cutting kit. The Victor® Style medium duty torch handle and cutting head are all brass and stainless steel construction. Welds up to 1/2" steel and cuts up to 6" steel (requires larger tips which are not included).
2 Year Limited Warranty

KIT INCLUDES THE FOLLOWING COMPONENTS:

All Brass and Stainless Victor® Style Torch Handle and Cutting Head, UL Approved
Medium Duty Oxygen and Acetylene Regulators, UL Approved
3/16" X 12-1/2' Twin Welding Hose
One Cutting Tip: 3-101-1 Victor® Style
Three Welding Tips: 0-W-1, 2-W-1, and 4-W-1 Victor® Style
One Heating Tip: #8 Rosebud (8MFA-1) Victor® Style
Goggles with #5 Lens
Single Flint Striker
Standard Tip Cleaner Set
Universal Tank Wrench





HEAVY DUTY CUTTING TORCH KIT - VICTOR® STYLE MODEL VTK-HD-A

The Hot Max VTK-HD-A is a complete heavy duty oxy-acetylene welding and cutting kit. The Victor® Style heavy duty torch handle and cutting head are all brass and stainless steel construction. Welds up to 1/2" steel and cuts up to 8" steel (requires larger tips which are not included).
2 Year Limited Warranty

KIT INCLUDES THE FOLLOWING COMPONENTS:

All Brass and Stainless Victor® Style Torch Handle and Cutting Head, UL Approved
Heavy Duty Oxygen and Acetylene Regulators, UL Approved
1/4" X 25' Twin Welding Hose
One Cutting Tip: 1-101-1 Victor® Style
Three Welding Tips: 1-W, 2-W, and 3-W Victor® Style
One Heating Tip: #8 Rosebud (8MFA-FS) Victor® Style
Goggles with #5 Lens
Single Flint Striker
Long Tip Cleaner Set
Universal Tank Wrench





MEDIUM DUTY CUTTING TORCH KIT - VICTOR® STYLE MODEL VH-1

The Hot Max VH-1 is a high quality medium duty oxy-acetylene three piece cutting kit. The Victor® Style medium duty torch handle and cutting head are all brass and stainless steel construction. Cuts up to 6” steel (requires larger tips which are not included).
2 Year Limited Warranty

KIT INCLUDES THE FOLLOWING COMPONENTS:

All Brass and Stainless Victor® Style Torch Handle and Cutting Head, UL Approved
One Cutting Tip: 3-101-1 Victor® Style



Victor® is a registered trademark of Thermadyne Industries. KDAR is not affiliated with Thermadyne Industries and these products are not manufactured by Victor.



HEAVY DUTY CUTTING TORCH KIT - VICTOR® STYLE MODEL VHD-1

The Hot Max VHD-1 is a high quality heavy duty oxy-acetylene three piece cutting kit. The Victor® Style heavy duty torch handle and cutting head are all brass and stainless steel construction. Cuts up to 8” steel (requires larger tips which are not included).
2 Year Limited Warranty

KIT INCLUDES THE FOLLOWING COMPONENTS:

All Brass and Stainless Victor® Style Torch Handle and Cutting Head, UL Approved
One Cutting Tip: 1-101-1 Victor® Style



Victor® is a registered trademark of Thermadyne Industries. KDAR is not affiliated with Thermadyne Industries and these products are not manufactured by Victor.



MEDIUM DUTY CUTTING TORCH KIT - HARRIS® STYLE MODEL HH-1

The Hot Max HH-1 is a high quality medium duty oxy-acetylene three piece cutting kit. The Harris® Style medium duty torch handle and cutting head are all brass and stainless steel construction. Cuts up to 6” steel (requires larger tips which are not included).
2 Year Limited Warranty

KIT INCLUDES THE FOLLOWING COMPONENTS:

All Brass and Stainless Harris® Style Torch Handle and Cutting Head, UL Approved
One Cutting Tip: 6290-1 Harris® Style



Harris® is a registered trademark of Lincoln Electric Company. KDAR is not affiliated with the Lincoln Electric Company and these products are not manufactured by Harris.



VICTOR® STYLE CUTTING TIPS - HEAVY DUTY
For Oxy-Acetylene

<u>MODEL</u>	<u>DESCRIPTION</u>
24021	1-101-00 VICTOR® STYLE CUTTING TIP
24020	1-101-0 VICTOR® STYLE CUTTING TIP
22063	1-101-1 VICTOR® STYLE CUTTING TIP
22064	1-101-2 VICTOR® STYLE CUTTING TIP
24022	1-101-3 VICTOR® STYLE CUTTING TIP
24023	1-101-4 VICTOR® STYLE CUTTING TIP



VICTOR® STYLE CUTTING TIPS - HEAVY DUTY
For Natural Gas or Propane

<u>MODEL</u>	<u>DESCRIPTION</u>
24024	1-GPN-0 VICTOR® STYLE CUTTING TIP
24025	1-GPN-1 VICTOR® STYLE CUTTING TIP
24026	1-GPN-2 VICTOR® STYLE CUTTING TIP
24027	1-GPN-3 VICTOR® STYLE CUTTING TIP



VICTOR® STYLE CUTTING TIPS - MEDIUM DUTY
For Oxy-Acetylene

<u>MODEL</u>	<u>DESCRIPTION</u>
24028	3-101-00 VICTOR® STYLE CUTTING TIP
22061	3-101-0 VICTOR® STYLE CUTTING TIP
22062	3-101-1 VICTOR® STYLE CUTTING TIP
24029	3-101-2 VICTOR® STYLE CUTTING TIP
24030	3-101-3 VICTOR® STYLE CUTTING TIP
24031	3-101-4 VICTOR® STYLE CUTTING TIP



VICTOR® STYLE CUTTING TIPS - MEDIUM DUTY
For Natural Gas or Propane

<u>MODEL</u>	<u>DESCRIPTION</u>
24032	3-GPN-0 VICTOR® STYLE CUTTING TIP
24033	3-GPN-1 VICTOR® STYLE CUTTING TIP
24034	3-GPN-2 VICTOR® STYLE CUTTING TIP
24035	3-GPN-3 VICTOR® STYLE CUTTING TIP

GAS CUTTING TIPS



HARRIS® STYLE CUTTING TIPS - MEDIUM DUTY For Oxy-Acetylene

<u>MODEL</u>	<u>DESCRIPTION</u>
24040	6290-0 HARRIS® STYLE CUTTING TIP
22065	6290-1 HARRIS® STYLE CUTTING TIP
22066	6290-2 HARRIS® STYLE CUTTING TIP
24044	6290-3 HARRIS® STYLE CUTTING TIP



HARRIS® STYLE CUTTING TIPS - MEDIUM DUTY For Natural Gas or Propane

<u>MODEL</u>	<u>DESCRIPTION</u>
24041	6290-NX-0 HARRIS® STYLE CUTTING TIP
24042	6290-NX-1 HARRIS® STYLE CUTTING TIP
24043	6290-NX-2 HARRIS® STYLE CUTTING TIP



SMITH® STYLE CUTTING TIPS For Oxy-Acetylene

<u>MODEL</u>	<u>DESCRIPTION</u>
24050	MC12-0 SMITH® STYLE CUTTING TIP
24051	MC12-1 SMITH® STYLE CUTTING TIP
24052	MC12-2 SMITH® STYLE CUTTING TIP
24053	MC12-3 SMITH® STYLE CUTTING TIP
24056	SC12-1 SMITH® STYLE CUTTING TIP
24057	SC12-2 SMITH® STYLE CUTTING TIP




SMITH® STYLE CUTTING TIPS For Propane

<u>MODEL</u>	<u>DESCRIPTION</u>
24054	MCP-1 SMITH® STYLE CUTTING TIP
24055	MCP-2 SMITH® STYLE CUTTING TIP

Victor® is a registered trademark of Thermadyne Industries. KDAR is not affiliated with Thermadyne Industries and these products are not manufactured by Victor.

Harris® is a registered trademark of Lincoln Electric Company. KDAR is not affiliated with the Lincoln Electric Company and these products are not manufactured by Harris.

Smith® is a registered trademark of Illinois Tool Works. KDAR is not affiliated with the Illinois Tool Works and these products are not manufactured by Smith.



PUROX® STYLE CUTTING TIPS
For Oxy-Acetylene

<u>MODEL</u>	<u>DESCRIPTION</u>
24058	4202-3 PUROX® STYLE CUTTING TIP
24059	4202-4 PUROX® STYLE CUTTING TIP



AIRCO® STYLE CUTTING TIPS
For Oxy-Acetylene

<u>MODEL</u>	<u>DESCRIPTION</u>
24060	144-1 SIZE 1 AIRCO® STYLE CUTTING TIP
24061	144-1 SIZE 2 AIRCO® STYLE CUTTING TIP



VICTOR® STYLE WELDING NOZZLES - HEAVY DUTY
For Oxy-Acetylene

<u>MODEL</u>	<u>DESCRIPTION</u>
24071	SIZE 00 (00-W) VICTOR® STYLE WELDING NOZZLE
24070	SIZE 0 (0-W) VICTOR® STYLE WELDING NOZZLE
24072	SIZE 1 (1-W) VICTOR® STYLE WELDING NOZZLE
24073	SIZE 2 (2-W) VICTOR® STYLE WELDING NOZZLE
24074	SIZE 3 (3-W) VICTOR® STYLE WELDING NOZZLE
24075	SIZE 5 (5-W) VICTOR® STYLE WELDING NOZZLE



VICTOR® STYLE WELDING NOZZLES - MEDIUM DUTY
For Oxy-Acetylene

<u>MODEL</u>	<u>DESCRIPTION</u>
24077	SIZE 00 (00-W-1) VICTOR® STYLE WELD NOZZLE
24076	SIZE 0 (0-W-1) VICTOR® STYLE WELDING NOZZLE
24078	SIZE 1 (1-W-1) VICTOR® STYLE WELDING NOZZLE
22089	SIZE 2 (2-W-1) VICTOR® STYLE WELDING NOZZLE
24079	SIZE 4 (4-W-1) VICTOR® STYLE WELDING NOZZLE

Victor® is a registered trademark of Thermadyne Industries. KDAR is not affiliated with Thermadyne Industries and these products are not manufactured by Victor.

Harris® is a registered trademark of Lincoln Electric Company. KDAR is not affiliated with the Lincoln Electric Company and these products are not manufactured by Harris.

Airco® is a registered trademark of Airco Welding Products Div. of BOC Group. KDAR is not affiliated with Airco Welding Products and these products are not manufactured by Airco.

VICTOR® STYLE ROSEBUD HEATING NOZZLES For Oxy-Acetylene



<u>MODEL</u>	<u>DESCRIPTION</u>
24089	SIZE 8 (8MFA-FS) ROSEBUD - HEAVY DUTY
22088	SIZE 6 (6MFA-1) ROSEBUD - MEDIUM DUTY

HARRIS® STYLE WELDING NOZZLES - MEDIUM DUTY For Oxy-Acetylene



<u>MODEL</u>	<u>DESCRIPTION</u>
24085	SIZE 0 (23A90-0) WELDING NOZZLE
24086	SIZE 1 (23A90-1) WELDING NOZZLE
24088	SIZE 3 (23A90-3) WELDING NOZZLE

HARRIS® STYLE ROSEBUD HEATING NOZZLE MEDIUM DUTY For Oxy-Acetylene Size 2 (J-63-2)



MODEL 24091

HARRIS® STYLE E-43 GAS TIP MIXER MEDIUM DUTY For Oxy-Acetylene



MODEL 24092

Purox® is a registered trademark of ESAB Welding and Cutting Products. KDAR is not affiliated with ESAB Welding and Cutting Products and these products are not manufactured by Purox.

Smith® is a registered trademark of Illinois Tool Works. KDAR is not affiliated with the Illinois Tool Works and these products are not manufactured by Smith.

500,000 BTU PROPANE TORCH KIT MODEL 500G

NOW WITH IDLE BOOST/FUEL SAVER VALVE®

The Big Max torch is the premier large propane torch on the market. The Big Max now comes with our Idle Boost/Fuel Saver Valve® which allows you to adjust the flame down to a minimum then depress the handle which will allow full flow through the valve while the handle is depressed. Hot Max torches are the only propane torches with a molded handle, which is our registered trademark, for better control and comfort. The Big Max comes **fully assembled** and ready to use. The Big Max uses standard LP tanks (up to 40# tanks). 2 Year Limited Warranty.


FEATURES

- Burns Brush and Starts Fires with Clean and Efficient LP Gas Eliminating Caustic Chemicals in the Environment and Around Sensitive Plants
- Melts Snow and Ice
- Removes Parking Lot Markings and other Paint Removal
- Thaws Frozen Pipes and Equipment
- Heats Metal and Branding Irons
- Melts Tar and Asphalt

KIT INCLUDES THE FOLLOWING COMPONENTS:

- 500,000 BTU Propane Torch with Molded Handle, 36" Solid Brass Idle Boost/Fuel Saver Valve®
- 10 Foot LP Gas Hose, 350 PSI Rated, UL/ CSA Listed

Hose
POL Valve has Safety Excess Flow Valve
Single Flint Striker for Easy Lighting
Instructions
(Propane Tank and Cart are NOT included.)



Dual Purpose Red Cart
Model #100MC
Sold Separately.

JUNIOR MAX TORCH



100,000 BTU PROPANE TORCH KIT MODEL 100G

NOW WITH IDLE BOOST/FUEL SAVER VALVE®



The Jr Max torch is scaled down version of the Big Max torch, yet with all the same great features. The Jr Max comes with our Idle Boost/Fuel Saver Valve® which allows you to adjust the flame down to a minimum then depress the handle which will allow full flow through the valve while the handle is depressed. Hot Max torches are the only propane torches with a molded handle, which is our registered trademark, for better control and comfort. The Jr Max also comes **fully assembled** and ready to use. The Jr Max uses standard LP tanks (up to 40# tanks). 2 Year Limited Warranty.

FEATURES

- Burns Brush and Starts Fires with Clean and Efficient LP Gas Eliminating Caustic Chemicals in the Environment and Around Sensitive Plants
- Melts Snow and Ice and is a Great Charcoal Starter
- Removes Parking Lot Markings and other Paint Removal
- Thaws Frozen Pipes and Equipment
- Heats Metal and Branding Irons
- Melts Tar and Asphalt

KIT INCLUDES THE FOLLOWING COMPONENTS:

- 100,000 BTU Propane Torch with Molded Handle, 36"
- Solid Brass Idle Boost/Fuel Saver Valve®
- 10 Foot LP Gas Hose, 350 PSI Rated, UL/ CSA Listed Hose
- POL Valve has Safety Excess Flow Valve
- Single Flint Striker for Easy Lighting
- Instructions
- (Propane Tank is NOT included.)



HOT MAX BACK PACK TORCH KITS WITH IDLE BOOST/FUEL SAVER VALVE®



BACK PACK PROPANE TORCH KITS

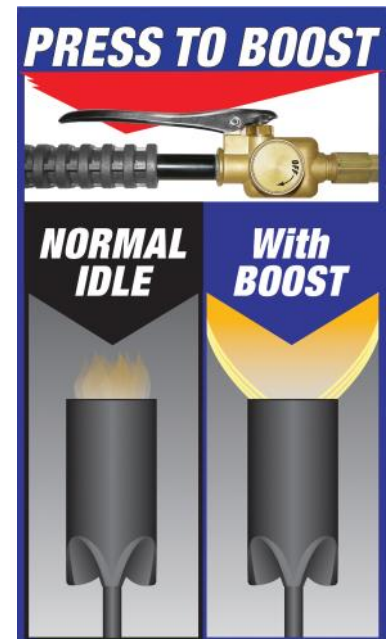
We now offer our Big Max and Jr Max torches in backpack kits!

KIT INCLUDES THE FOLLOWING COMPONENTS:

- 36" Propane Torch with Molded Handle
- Solid Brass Idle Boost/Fuel Saver Valve®
- 10# LP Cylinder (Empty)
- Backpack Frame and Tank Mounting Hardware
- 5 Foot LP Gas Hose, 350 PSI Rated, UL/CSA Listed Hose
- POL Valve has Safety Excess Flow Valve
- Single Flint Striker for Easy Lighting
- Instructions

Model 500GKIT (comes with a 500G Big Max torch)

Model 100GKIT (comes with a 100G Jr Max torch)



LITTLE MAX TORCH



50,000 BTU PROPANE TORCH KIT MODEL 50G

The Little Max torch is the premier medium sized propane torch on the market. The Hot Max torches are the only propane torches with a molded handle, which is our registered trademark, for better control and comfort. The Little Max comes with everything you need for small projects, except the tank. The Little Max uses standard LP tanks (up to 40# tanks). 2 Year Limited Warranty.

FEATURES

- Burns Brush and Starts Fires with Clean and Efficient LP Gas
 - Eliminating Caustic Chemicals in the Environment and Around Sensitive Plants
- Melts Snow and Ice
- Great Charcoal Starter
- Removes Parking Lot Markings and other Paint Removal
- Thaws Frozen Pipes and Equipment
- Heats Metal and Branding Irons
- Melts Tar and Asphalt

KIT INCLUDES THE FOLLOWING COMPONENTS:

- 50,000 BTU Propane Torch with Molded Handle
- Solid Brass Adjusting Valve
- 10 Foot LP Gas Hose, 350 PSI Rated, **UL/CSA Listed Hose**
- POL Valve has Safety Excess Flow Valve
- 18 PSI Pressure Regulator
- Safety Stand
- Single Flint Striker for Easy Lighting
- Instructions
- (Propane Tank is NOT included.)



500,000 BTU PROPANE TORCH KIT MODEL 50100

Our new propane torch is a basic propane torch with a lot of features. We understand that not everyone wants a top of the line model like the Big Max and maybe looking for a more cost effective torch. Hot Max torches are the only propane torches with a molded handle, which is our registered trademark, for better control and comfort. The Hot Max Model 50100 propane torch uses standard LP tanks (up to 40# tanks).

FEATURES

- Burns Brush and Starts Fires with Clean and Efficient LP Gas Eliminating Caustic Chemicals in the Environment and Around Sensitive Plants
- Melts Snow and Ice
- Removes Parking Lot Markings and other Paint Removal
- Thaws Frozen Pipes and Equipment
- Heats Metal and Branding Irons
- Melts Tar and Asphalt

KIT INCLUDES THE FOLLOWING COMPONENTS:

- 500,000 BTU Propane Torch with Molded Handle, 36" long
- Solid Brass Needle Valve
- 10 Foot LP Gas Hose, 350 PSI Rated, UL/ CSA Listed Hose
- POL Valve has Safety Excess Flow Valve
- Propane Tank is NOT included.





SELF LIGHTING GARDEN TORCH MODEL GTORCH

Great for small projects around the home like lighting charcoal or a fire pit, camping, and more!

FEATURES:

- 36" Lightweight Torch with Foam Grip
- Self Lighting Igniter
- Solid Brass Adjustable Valve
- 18,000 BTU/hr
- Uses 14-16 oz. Liquid Propane Tank (Not Included)



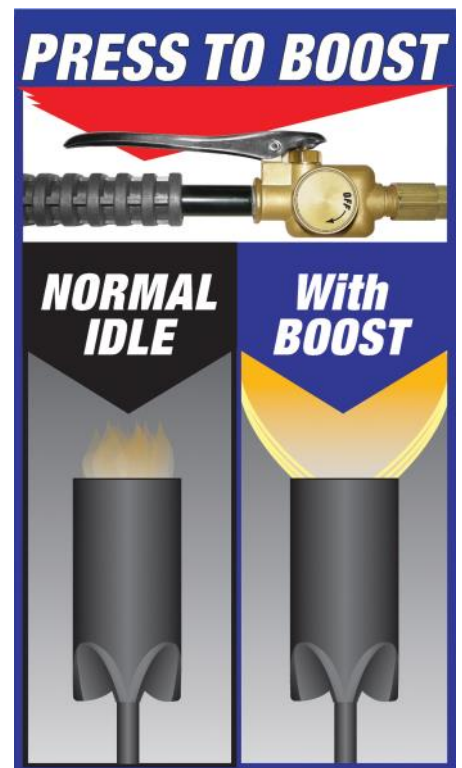
IDLE BOOST/FUEL SAVER VALVE® MODEL 24206

Convert your old style Big Max 500G Torch to a Fuel Saver Torch!

FEATURES:

- Solid Brass Needle Valve and Body, Chrome Handle
- 1/4" Male B-Fitting Inlet, 1/4" NPT (Female) Outlet
- Convert Old Style Big Max Torches (500,000 BTU)
- Burns at low flame with needle valve, hit Idle Boost/Fuel Saver Valve® for full BTU flame
- Needle Valve also Controls Flame Without the Boost Valve

HOW IT WORKS





HOT MAX DUAL PURPOSE CART MODEL 100MC

FEATURES

Designed for Hot Max Big Max (Model 500G), Jr Max (Model 100G), Little Max (Model 50G), our new economy torch (Model 50100), and Mobile Max (Model MM-1) torch kits. All steel construction is strong and durable. Holds 20# or 40# LP tanks or Mobile Max tote. 10" air tires are great even in rough terrain. The cart has safety holders for hot torches and J-hooks for the hoses.




Model 100MC with MM-1 Mobile Max
Torch Kit



Model 100MC with Model 50100 Propane
Torch Kit

PROPANE ACCESSORIES



350 PSI RATED PROPANE GAS HOSES
 UL/CSA Listed Hose (5/16" ID) with all Brass Fittings
 Works with all Hot Max torches and most other manufacturers' torches

<u>MODEL</u>	<u>DESCRIPTION</u>
24217	5' Extension Hose, 1/4" NPT Male x 1/4" Female Flared B (Male NPT adapter now included!)
24200	10' Extension Hose, 1/4" NPT Male x 1/4" Female Flared B (Male NPT adapter now included!)
24201	25' Extension Hose, 1/4" NPT Male x 1/4" Female Flared B (Male NPT adapter now included!)
24212	10' Replacement Hose, 1/4" Female Flared B Fittings on both ends

TIP: 1/4-Inch Female Flared B (also called a Ball Seat Female Pipe Swivel Fitting) is not exactly the same as a 1/4" female NPT fitting. Our female fittings have a brass cone on the inside which helps seal the connection without the use of teflon tape or pipe dope. If you need an adapter for use with NPT fittings, use Hot Max Model 28100 Ball Socket to NPT adapter to convert the female end of these hoses to male NPT fittings.



DISPOSABLE PROPANE CYLINDER ADAPTER
 Connects disposable propane cylinders to Acme Tank Coupling
 or POL Safety Valve
 Solid Brass Construction
 1" - 20 Female Thread to POL / Acme Thread
 For use with standard disposable propane cylinders (not included)

MODEL 24211





SOLID BRASS NEEDLE VALVE

1/4" Male NPT x 1/4" Female NPT

For use with standard propane and natural gas appliances for precise flow control

350 PSI Rated

MODEL 24209



SOLID BRASS POL SAFETY VALVE

1/4" Male NPT Fitting x Propane Tank Connection (CGA 510 Internal Left Hand Threads)

For use with standard propane tanks

For appliances using less than 600,000 BTU/hr.

MODEL 24203

BEST USE PRACTICES / TROUBLE SHOOTING

POL Safety valves are designed to reduce the gas flow of propane if excessive gas flow is detected. Excessive gas flow can be caused by a damaged or malfunctioning appliance or hose. The POL Safety valve may also detect excessive flow if the valve on the propane tank is opening too quickly. If you suspect the POL Safety valve has shutoff the flow of propane due to the tank valve being opened too quickly (the safety valve has engaged when only minimal amounts of propane pass through the valve), close the tank valve all the way closed, unthread the POL Safety valve from the tank valve to release the gas pressure, reinstall the POL Safety valve into the tank valve and tighten with a wrench, and then slowly open the tank valve.



TYPE 1 ACME TANK COUPLING NUT WITH INTEGRAL POL SAFETY VALVE

For Type 1 (QCC-1®) Gas Grill Systems

ACME Coupling x 1/4" NPT Male

For appliances using less than 200,000 BTU/hr.

For use with standard propane tanks

MODEL 24216



LOW PRESSURE STANDARD REGULATOR

1/2 PSI Regulator for use on gas grills, heaters, smokers, etc.
1/4" NPT (Female) Inlet and Outlet, UL/CSA Listed
For use with standard propane and natural gas appliances
MODEL 24204

HIGH PRESSURE REGULATOR

15 PSI Regulator for use on turkey fryers, smokers, stoves, etc.
1/4" NPT (Female) Inlet and Outlet, UL/CSA Listed
For use with standard propane and natural gas appliances
MODEL 24215

LITTLE MAX REPLACEMENT REGULATOR

18 PSI Regulator
1/4" NPT (Female) Inlet and Outlet, UL/CSA Listed
MODEL 24202



ADJUSTABLE REGULATOR

0-10 PSI Adjustable Regulator for use on smokers, turkey fryers, etc.
1/4" NPT (Female) Inlet, 1/8" NPT (Female) Outlet, UL/CSA Listed
For applications using less than 140,000 BTU/hr
For use with standard propane and natural gas appliances


MODEL 24208



COMMERCIAL HIGH PRESSURE ADJUSTABLE REGULATOR

5-30 PSI Regulator with 1/4" NPT (Female) Output
Type 1 Acme Tank Connector with POL Safety Valve
For applications using less than 180,000 BTU/hr.
For use with standard propane tanks

MODEL 24210



HIGH PRESSURE PROPANE KIT

3' UL/CSA Listed Stainless Steel Braided Hose with
3/8" Female B-Fitting for use on turkey fryers, smokers, etc.
0-10 PSI Adjustable Regulator, UL/CSA Listed
Type 1 Acme Tank Connector with POL Safety Valve
Removable brass adapter—3/8" Male B-Fitting to 1/8" NPT Female
For use with standard propane tanks

MODEL 24207



HIGH PRESSURE PROPANE KIT

3' UL/CSA Listed Stainless Steel Braided Hose with
3/8" Female B-Fitting for use on turkey fryers, smokers, etc.
15 PSI Regulator, UL/CSA Listed
Needle Valve for Adjusting Gas Flow
Type 1 Acme Tank Connector with POL Safety Valve
For applications using less than 140,000 BTU/hr.
For use with standard propane tanks

MODEL 24213



LOW PRESSURE PROPANE KIT

3' UL/CSA Listed Hose with 3/8" Female B-Fitting for gas grills,
smokers, and other low pressure appliances
11" WC Regulator, UL/CSA Listed
Type 1 Acme Tank Connector with POL Safety Valve
For applications using less than 140,000 BTU/hr.
For use with standard propane tanks

MODEL 24214



LOW PRESSURE PROPANE KIT

10' UL/CSA Listed Hose with 3/8" Female B-Fitting for gas grills,
smokers, and other low pressure appliances
1/2 PSI Regulator, 3/8" NPT, UL/CSA Listed
POL Safety Valve tank connection
For use with standard propane tanks

MODEL 24205

PROPANE/MAPP TORCH



DUAL GAS TRIGGER START TORCH MODEL 50300 (DGT-1)

Burns clean and efficient MAPP or propane gas.

FEATURES:

- Instant Self Igniting Hand Torch for Propane/MAPP Gas
- Nozzle Swivels 360 Degrees
- Works in ALL Positions
- Fits all Standard MAPP and LP Tanks so Replacement Fuel is Easily Obtained
- Swirl Flame for Maximum Heat
- No Igniting Tool Required
- Unit Turns Off When Trigger is Released or Trigger Can be Locked On for Continuous Flame
- Brass and Stainless Construction

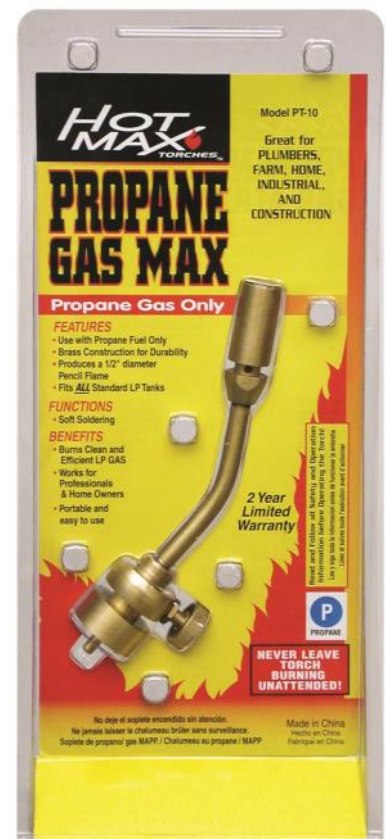


PROPANE GAS TORCH MODEL 50302 (PT-10)

Burns clean and efficient propane gas.

FEATURES:

- Easy Lighting Tank Mounted Torch for Propane Gas
- Fits all Standard 14 OZ LP Tanks so Replacement Fuel is Easily Obtained
- Produces a 1/2" Diameter Pencil Flame
- Lights Easily with a Striker
- All Brass Construction





FLUX COATED BRONZE BRAZING RODS

Excellent quality, easy flowing, low fuming brazing rod for nearly all your brazing needs. 65,000 PSI tensile strength. Melting Point: 1,600° F (871° C)
Meets AWS A5.8 - RBCuAn-C and AWS A5.27 - RBCuZn-C

MODEL	DIAMETER	LENGTH	WEIGHT
22068	3/32"	18"	6/PK
22070	1/8"	18"	6/PK
24180	3/32"	36"	12/PK
24182	3/32"	36"	10 Pounds
24181	1/8"	36"	6/PK
24183	1/8"	36"	10 Pounds

LOW FUMING BARE BRONZE BRAZING RODS

Copper and zinc alloy ideally suited for sheet metal, tubing, and cast iron. These rods do require flux in some applications. 65,000 PSI tensile strength. Melting Point: 1,600° F (871° C)
Meets AWS A5.8 - RBCuAn-C and AWS A5.27 - RBCuZn-C

MODEL	DIAMETER	LENGTH	WEIGHT
24004	3/32"	36"	12/PK
24005	1/8"	36"	6/PK
24006	1/8"	36"	10 Pounds

MILD STEEL GAS BRAZING/WELDING RODS

General purpose copper coated mild steel brazing rod for all low carbon steels.
AWS A5.2 CLASS R45

MODEL	DIAMETER	LENGTH	WEIGHT
24001	1/16"	36"	1 Pound
24002	3/32"	36"	1 Pound
24003	1/8"	36"	1 Pound

BRAZING ROD AND FLUX



BARE ALUMINUM BRAZING/WELDING RODS

Works well on most kinds of sheet and cast aluminum. These rods can be used with TIG welding machines or with gas torches. When using a gas torch, aluminum flux is required. 27,000 PSI tensile strength. Melting Point: 1,170° F (632° C)
AWS 5.10 Class ER4043

MODEL	DIAMETER	LENGTH	WEIGHT
24008	1/8"	36"	12/PK



ALUMINUM BRAZING RODS, NO FLUX REQUIRED

For aluminum and zinc based metals including aluminum/magnesium alloys. Working temp 710° F. 1/8" x 18". 1/2 pound reusable storage container.

MODEL 24185

COPPER/BRASS BRAZING RODS

No flux required for copper to copper connections. For copper to brass or bronze connections, flux is required. This alloy is a cost effective alternative to copper-silver brazing rods. Not for iron or nickel alloy metals. Working temp 1,300° F. 1/8" x 18". 1/2 pound reusable storage container.

MODEL 24186



ALUMINUM BRAZING FLUX, 1/4 LB

Formulated specifically for torch brazing aluminum and normally used with 4047, 4043, or 1100 brazing filler alloy. Can also be used for furnace and automatic flame brazing operations. Contains zinc chloride. Made in USA.

MODEL 24184



BRAZING FLUX POWDER – 8 OZ

For all types of steel, malleable and cast iron, galvanized metals, brass, and bronze. Made in USA. AWS A5.31-91 Type FB3J

Typical use technique: Clean base metal thoroughly. Dip end of filler metal into the flux. Flux residue is water soluble.

MODEL 24000



ACID FLUX CORE SOLDER

Excellent quality general purpose solder. Not for electrical connections or potable water.

MODEL	DIAMETER	WEIGHT	GRADE
24150	1/8"	1/4#	40/60
24151	1/8"	1/2#	30/70
24152	1/8"	1#	40/60

LEAD FREE SOLDER

Excellent quality tin-antimony lead free solder. For use in potable water systems and refrigeration. Not for electrical connections.

MODEL	DIAMETER	WEIGHT	GRADE
24153	1/8"	1/4#	95/5
24154	1/8"	1/2#	95/5
24155	1/8"	1#	95/5

ROSIN FLUX CORE SOLDER

Excellent quality solder for electrical connections.

MODEL	DIAMETER	WEIGHT	GRADE
24156	1/16"	1/4#	60/40
24157	3/32"	1/4#	40/60
24158	3/32"	1/2#	30/70
24159	1/8"	1#	40/60

SOLID WIRE SOLDER

Excellent quality general purpose solder. Not for electrical connections or potable water. Flux required.

MODEL	DIAMETER	WEIGHT	GRADE
24160	1/8"	1/4#	40/60
24161	1/8"	1/2#	50/50
24162	1/8"	1#	40/60
24177*	1/8"	1#	60-40

24177* is for Stained Glass applications



PLUMBING KIT - SOLDER, FLUX, AND BRUSHES
 Kit includes 1/8" x 1/4# Lead Free Solder (Model 24153),
 2 Oz Soldering Paste Flux (Model 24171),
 And three flux brushes (Model 26055)

MODEL 24178



SOLDERING PASTE FLUX - 2 OZ
 Contains zinc chloride. Made in USA.

MODEL 24171



SELF FLUXING SOFT SILVER SOLDER, LEAD FREE
 Approximately 1/2 OZ

MODEL 24163



30 WATT ELECTRIC SOLDERING IRON, 120V

MODEL 24164

OXY-ACETYLENE HOSE REPAIR KITS

Includes (1) barbed nipple, (1) left hand thread nut, (1) right hand thread nut, and (1) ferrule. "B" Size fittings. Solid Brass Construction.



<u>MODEL</u>	<u>DESCRIPTION</u>
24122	1/4" HOSE REPAIR KIT
24123	3/16" HOSE REPAIR KIT

OXY-ACETYLENE HOSE FERRULES



<u>MODEL</u>	<u>DESCRIPTION</u>
24125	1/4" HOSE FERRULES, 4/PK
24126	3/16" HOSE FERRULES, 4/PK



OXY-ACETYLENE HOSE CRIMPING TOOL

Locking Plier Type

MODEL 24124



OXY-ACETYLENE HOSE NUTS

Standard "B" Fittings, Solid Brass Construction.

<u>MODEL</u>	<u>DESCRIPTION</u>
24127	ACETYLENE HOSE NUTS, LH THREAD, 2/PK
24128	OXYGEN HOSE NUTS, RH THREAD, 2/PK

OXY-ACETYLENE BARBED HOSE SPLICER

Solid Brass Construction.



<u>MODEL</u>	<u>DESCRIPTION</u>
24129	1/4" BARBED HOSE SPLICER, 1/PK
24130	3/16" BARBED HOSE SPLICER, 1/PK



OXY-ACETYLENE HOSE COUPLER/UNION SET

Includes one left hand thread union and one right hand thread union. Standard "B" fittings for 1/4" or 3/16" hose. Solid Brass Construction.

MODEL 24131



OXY-ACETYLENE FLASHBACK ARRESTOR SET

Flashback arrestor set has internal check valves for both oxygen and acetylene. Standard "B" fittings for 1/4" or 3/16" hoses. REGULATOR END CONNECTION.

MODEL 24010



OXY-ACETYLENE FLASHBACK ARRESTOR SET

Flashback arrestor set has internal check valves for both oxygen and acetylene. Standard "B" fittings for 1/4" or 3/16" hoses. TORCH END CONNECTION.

MODEL 24011



OXYGEN REGULATOR OUTPUT CONNECTOR

For use with Victor® Style Regulators. 1/4" NPT x 9/16" RH thread. Solid Brass Construction.

MODEL 24220



ACETYLENE REGULATOR OUTPUT CONNECTOR

For use with Victor® Style Regulators. 1/4" NPT x 9/16" LH thread. Solid Brass Construction.

MODEL 24221



CGA-540 OXYGEN REGULATOR INLET NUT
For use with Victor® Style Regulators. Solid Brass Construction.

MODEL 24222



CGA-510 ACETYLENE REGULATOR INLET NUT
For use with Victor® Style Regulators. Solid Brass Construction.

MODEL 24223



CGA-540 OXYGEN REGULATOR INLET SWIVEL
For use with Victor® Style Regulators. Solid Brass Construction.

MODEL 24224



CGA-510 ACETYLENE REGULATOR INLET SWIVEL
For use with Victor® Style Regulators. Solid Brass Construction.

MODEL 24225



CGA-200 (MC SIZE TANK) VALVE TO CGA-510 REGULATOR
ADAPTER FOR ACETYLENE
For use with Victor® Style Regulators. Solid Brass Construction.

MODEL 24226

REGULATORS AND GAUGES



OXY-ACETYLENE REGULATORS - LIGHT DUTY
2" Dial Faces

<u>MODEL</u>	<u>DESCRIPTION</u>
24140	2-15 PSIG ACETYLENE REGULATOR
24141	4-60 PSIG OXYGEN REGULATOR



OXY-ACETYLENE REGULATORS - MEDIUM DUTY
2" Dial Faces

<u>MODEL</u>	<u>DESCRIPTION</u>
24142	2-15 PSIG ACETYLENE REGULATOR
24143	4-80 PSIG OXYGEN REGULATOR



OXY-ACETYLENE REGULATORS - HEAVY DUTY
2" Dial Faces

<u>MODEL</u>	<u>DESCRIPTION</u>
24145	2-15 PSIG ACETYLENE REGULATOR
24144	2-125 PSIG OXYGEN REGULATOR



OXY-ACETYLENE REGULATORS - VERY HEAVY DUTY
2" Dial Faces

<u>MODEL</u>	<u>DESCRIPTION</u>
24147	2-15 PSIG ACETYLENE REGULATOR
24146	2-125 PSIG OXYGEN REGULATOR



BRASS GAUGES
2" Dial Faces, 1/4" NPT Threads, Brass Case

<u>MODEL</u>	<u>DESCRIPTION</u>
24102	30 PSIG, ACETYLENE ONLY GAUGE
24100	100 PSIG, ALL GAS GAUGE
24101	200 PSIG, ALL GAS GAUGE
24103	400 PSIG, ALL GAS GAUGE
24104	4000 PSIG, ALL GAS GAUGE



OXY-ACETYLENE HOSES, GRADE "R"
Standard "B" Fittings, All Brass fittings and ferrels

<u>MODEL</u>	<u>DESCRIPTION</u>
24113	1/4" x 12.5', OXY-ACETYLENE HOSE
22067	1/4" X 25', OXY-ACETYLENE HOSE
24110	1/4" X 50', OXY-ACETYLENE HOSE
24111	3/16" X 12.5', OXY-ACETYLENE HOSE
24112	3/16" X 25', OXY-ACETYLENE HOSE



10 CF (MC SIZE) ACETYLENE CYLINDER, EMPTY
CGA-200 Brass Valve

MODEL 24012



20 CF (R SIZE) OXYGEN CYLINDER, EMPTY
CGA-540 Brass Valve

MODEL 24013

Victor® is a registered trademark of Thermadyne Industries. KDAR is not affiliated with Thermadyne Industries and these products are not manufactured by Victor.

Harris® is a registered trademark of Lincoln Electric Company. KDAR is not affiliated with the Lincoln Electric Company and these products are not manufactured by Harris.

Airco® is a registered trademark of Airco Welding Products Div. of BOC Group. KDAR is not affiliated with Airco Welding Products and these products are not manufactured by Airco.

Smith® is a registered trademark of Illinois Tool Works. KDAR is not affiliated with the Illinois Tool Works and these products are not manufactured by Smith.

Purox® is a registered trademark of ESAB Welding and Cutting Products. KDAR is not affiliated with ESAB Welding and Cutting Products and these products are not manufactured by Purox.

KDAR Company is not affiliated with or endorsed by the aforementioned registered trademark companies.



SINGLE FLINT STRIKER
MODEL 22031



SINGLE FLINT REPLACEMENTS, 5/PK
MODEL 22032



SINGLE FLINT STRIKER WITH 5 REPLACEMENT FLINTS
MODEL 24172



TRIPLE FLINT STRIKER
MODEL 22033




TRIPLE FLINT REPLACEMENTS, 1/PK
MODEL 24173



STANDARD TIP CLEANER SET
13 Stainless Steel Tip Cleaners Size #6 Through 26, and File

MODEL 22034



LONG TIP CLEANER SET
13 Stainless Steel Tip Cleaners Size #6 Through 26, and File

MODEL 24175



DRILL TYPE TIP CLEANER SET
12 Drill Tips Sizes 52-74

MODEL 24176



UNIVERSAL TANK WRENCH

MODEL 22024



TYPE "MC" ACETYLENE CYLINDER TANK WRENCH

MODEL 24174

WELDING HELMETS



4-1/2" X 5-1/4" WIDE VISION WELDING HELMET
FIXED FRONT, #10 SHADE

MODEL 22087



90 X 110 MM WIDE VISION WELDING HELMET
FLIP FRONT, #10 SHADE

MODEL 25027



2" X 4-1/4" WELDING HELMET
FIXED FRONT, #10 SHADE

MODEL 25025



2" X 4-1/4" WELDING HELMET
FLIP FRONT, #10 SHADE

MODEL 25026



PREMIUM AUTO DARKENING WELDING HELMET
4 Sensor, Fixed Front, Variable Shade (9-13), Adjustable Delay, Fast
Switching (.005 Seconds), Solar Powered With Battery, 1-1/2" x 4"
View, Grinding Mode, 2 Year Limited Warranty

MODEL 25080

MODEL 25081 - Replacement Auto Darkening Lens
MODEL 25082 - Replacement Outside Protective Cover Lens
MODEL 25083 - Replacement Inside Protective Cover Lens



AUTO DARKENING WELDING HELMETS

2 Sensor, Fixed Front, Variable Shade (9-13), Adjustable Delay, Fast Switching (.005 Seconds), Solar Powered With Battery Backup, 1-1/2" x 3-1/2" View
2 Year Limited Warranty

<u>MODEL</u>	<u>DESCRIPTION</u>
25084	EAGLE AUTO DARKENING WELDING HELMET
25085	FLAME AUTO DARKENING WELDING HELMET
25086	RED/BLUE AUTO DARKENING WELING HELMET
25087	BASIC BLACK AUTO DARKENING WELDING HELMET

AUTO DARK WELDING HELMET REPLACEMENT PARTS FOR MODELS 25084 –25087

<u>MODEL</u>	<u>DESCRIPTION</u>
25090	REPLACEMENT AUTO DARKENING LENS
25089	REPLACEMENT OUTSIDE PROTECTIVE COVER LENS
25088	REPLACEMENT INSIDE PROTECTIVE COVER LENS
25091	REPLACEMENT HEADGEAR



REPLACEMENT RATCHETING HEADGEAR FOR **ALL** NON AUTO DARKENING HOT MAX WELDING HELMETS

Will also fit many other manufacturer's helmets.

MODEL 25028

HELMET LENSES



2" X 4-1/4" WELDING HELMET REPLACEMENT LENSES

<u>MODEL</u>	<u>DESCRIPTION</u>
25052	#5 BRAZING SHADE - Fits Brazing Goggles
25053	#8 HELMET SHADE
25040	#9 HELMET SHADE
22045	#10 HELMET SHADE
25041	#11 HELMET SHADE
25042	#12 HELMET SHADE
22046	CLEAR POLYCARBONATE SAFETY LENS



4-1/2" X 5-1/4" WELDING HELMET REPLACEMENT LENSES

<u>MODEL</u>	<u>DESCRIPTION</u>
25043	#9 HELMET SHADE
22047	#10 HELMET SHADE
25044	#11 HELMET SHADE
25045	#12 HELMET SHADE
22048	CLEAR POLYCARBONATE SAFETY LENS



90 X 110 MM WIDE VISION #10 WELDING HELMET LENS
MODEL 25054

90 X 110 MM WIDE VISION CLEAR SAFETY LENS
MODEL 25055



WELDING HELMET MAGNIFYING LENSES

<u>MODEL</u>	<u>DESCRIPTION</u>
25050	F-1.5 DIOPTR, 2" X 4-1/4"
25051	F-2.0 DIOPTR, 2" X 4-1/4"



DELUXE FLIP FRONT BRAZING GOGGLES #5 SHADE, 2" X 4-1/4" LENS

MODEL 22049



FIXED FRONT BRAZING GOGGLES #5 SHADE, 2" X 4-1/4" LENS

MODEL 25030



EYE CUP STYLE BRAZING GOGGLES #5 SHADE, 50 MM LENS

MODEL 25031



ECONOMY GRAY LEATHER LINED WELDING GLOVES
Full Grain cowhide split leather with Kevlar stitching for added strength. Cotton lining for heat resistance and moisture absorption.

MODEL 22050



PREMIUM BROWN LEATHER LINED WELDING GLOVES
Full Grain cowhide split leather with Kevlar stitching for added strength. Cotton lining for heat resistance and moisture absorption.

MODEL 22051



LIGHT DUTY LEATHER WORK GLOVES, MEN'S LARGE
100% Full grain cowhide leather. Double stitched in high stress areas. Premium quality for comfort and durability.

MODEL 25012



LIGHTWEIGHT SAFETY GLASSES #5 SHADE
ANSI Z87.1 APPROVED

MODEL 25064



FULL FACE CLEAR GRINDING SHIELD WITH RATCHETING
HEAD GEAR
ANSI Z87.1 APPROVED
MODEL 25001

REPLACEMENT CLEAR GRINDING SHIELD - NO HEADGEAR
ANSI Z87.1 APPROVED
MODEL 25002



REPLACEMENT TINTED GRINDING SHIELD - NO HEADGEAR
ANSI Z87.1 APPROVED
MODEL 25003



DELUXE HEARING PROTECTION WITH HEAD STRAP

MODEL 25020



DISPOSABLE FOAM EAR PLUGS, 6/PK

MODEL 25021



REUSABLE SILICON EAR PLUGS WITH CORD AND CASE

MODEL 25022



DISPOSABLE DUST MASKS, 5/PK

MODEL 25000



E-Z SANDER® HAND SANDER MODEL 26190

Are you tired of ripping off a piece of sandpaper from a full sheet? Sick of shoving a strip of sandpaper under a rubber block hoping the nails will hold it in place? The end result is wasted time, wasted money, and a lot of frustration. The answer is the E-Z Sander. The E-Z Sander is a new patented (US Patent # 7,201,646) sanding block made from a high-impact plastic to make hand sanding easy. By simply turning the side thumb wheels, the unit quickly and easily tightens the wet/dry sanding belt and holds it in place for project big or small. Loosening the thumb wheels allows the belt to be rotated around to use all parts of the belt or to be removed and replaced with another belt. The molded unit is just the right size to fit in your hand and the molded grips on the side make it easy to hold - even if your hands are tired from work. Great for around the house, work, automotive, or anywhere!

FEATURES

High impact plastic for long life, 6-1/4" long x 2.5" wide x 1" tall
Delrin thumb wheels tension belt for easy use and quick removal
Wet/Dry sanding belts allow them to be used in many different applications
Black anodized aircraft aluminum screws for durability
Molded grips make it easy to hold
Several different replacement sanding belt grits for any project - 80, 120, 220, 320, 1000, and 1500 grits available

KIT INCLUDES:

E-Z Sander® Molded Hand Sander
Three wet/dry sanding belts (1 each) - 80, 120, and 220 grits
Instructions

REPLACEMENT E-Z SANDER WET/DRY SANDING BELTS, 3/PK



<u>MODEL</u>	<u>DESCRIPTION</u>
26191	2.5" X 14" 80 GRIT WET/DRY BELT, 3/PK
26192	2.5" X 14" 120 GRIT WET/DRY BELT, 3/PK
26193	2.5" X 14" 220 GRIT WET/DRY BELT, 3/PK
26194	2.5" X 14" 320 GRIT WET/DRY BELT, 3/PK
26195	2.5" X 14" 1000 GRIT WET/DRY BELT, 3/PK
26196	2.5" X 14" 1500 GRIT WET/DRY BELT, 3/PK

BENCH WHEELS



MODEL	WHEEL SIZE	ARBOR	GRIT
26000	6" Diameter, 3/4" Wide	1"	36 GRIT - COARSE
26001	6" Diameter, 3/4" Wide	1"	60 GRIT - MEDIUM
26002	6" Diameter, 3/4" Wide	1"	80 GRIT - FINE
26003	6" Diameter, 1" Wide	1"	36 GRIT - COARSE
26004	6" Diameter, 1" Wide	1"	60 GRIT - MEDIUM
26005	6" Diameter, 1" Wide	1"	80 GRIT - FINE
26006	8" Diameter, 1" Wide	1"	36 GRIT - COARSE
26007	8" Diameter, 1" Wide	1"	60 GRIT - MEDIUM



REDUCING BUSHINGS FOR 3/4" AND 1" BENCH WHEELS
MODEL 26009



TYPE 1 CUT OFF WHEELS FOR STEEL

MODEL	DIAMETER	THICKNESS	ARBOR	MAX RPM
22003	3"	1/32"	3/8"	25,000
22001	3"	1/16"	1/4"	25,000
22002	3"	1/16"	3/8"	25,000
26015	3"	1/8"	1/4"	25,000
26016	3"	1/8"	3/8"	25,000
26017	4"	1/32"	3/8"	17,000
26245	4"	.040"	5/8"	19,100
22004	4"	1/16"	3/8"	17,000
22005	4"	1/16"	5/8"	18,000
26018	4"	1/8"	3/8"	19,000
26296	4-1/2"	.040"	7/8"	13,300
26030	4-1/2"	.045"	7/8"	13,300
22006	4-1/2"	1/16"	7/8"	18,000
26243	4-1/2"	.080"	7/8"	13,500
26019	4-1/2"	1/8"	7/8"	13,000
26244	5"	1/16"	7/8"	12,200
26020	6"	.040"	7/8"	10,000
26021	7"	1/8"	5/8" DIAMOND HOLE	8,750
26246	10"	3/32"	1"	6,100
26247	10"	1/8"	5/8"	6,100
26022	12"	3/32"	1"	4,500
26279	12"	5/32"	20 MM	6,400
26280	12"	5/32"	1"	6,300
22007*	14"	3/32"	1"	4,366
26023	14"	5/32"	1"	4,500
26249	14"	5/32"	20 MM	5,500

GRINDING WHEELS



TYPE 27 HUBLESS GRINDING WHEELS FOR STEEL				
MODEL	DIAMETER	THICKNESS	ARBOR	MAX RPM
22009	4"	1/8"	5/8"	13,700
22008	4"	1/4"	5/8"	13,700
26031	4-1/2"	1/8"	7/8"	13,700
22010	4-1/2"	1/4"	7/8"	13,700
22011	5"	1/4"	7/8"	12,000
26032	7"	1/4"	7/8"	8,500
26035	9"	1/4"	7/8"	6,500



TYPE 27 GRINDING WHEELS WITH HUBS FOR STEEL				
MODEL	DIAMETER	THICKNESS	ARBOR	MAX RPM
26231	4-1/2"	1/8"	5/8" - 11 NC	13,300
22013	4-1/2"	1/4"	5/8" - 11 NC	13,300
26033	7"	1/8"	5/8" - 11 NC	8,500
22012	7"	1/4"	5/8" - 11 NC	8,500
26034	9"	1/4"	5/8" - 11 NC	6,500



TYPE 1 CUT OFF WHEELS FOR MASONRY

MODEL	DIAMETER	THICKNESS	ARBOR	MAX RPM
26271	4"	1/16"	5/8"	15,200
26272	4-1/2"	1/16"	7/8"	13,300
26025	7"	1/8"	5/8" DIAMOND HOLE	8,732
26248	12"	1/8"	1"	5,000
26281	12"	5/32"	20 MM	6,400
26282	12"	5/32"	1"	6,300
26024	14"	1/8"	1"	4,500
26284	14"	5/32"	20 MM	5,400
26285	14"	5/32"	1"	5,400
26250*	14"	3/16"	1"	4,300

26250* is designed for walk behind road saw for concrete and asphalt.



TYPE 27 GRINDING WHEELS FOR MASONRY

MODEL	DIAMETER	THICKNESS	ARBOR	MAX RPM
26274	4"	1/4"	5/8"	15,200
26233	4-1/2"	1/4"	7/8"	13,300
26234	7"	1/4"	5/8" - 11 NC	8,500

SPECIALTY WHEELS



TYPE 27 CUTTING WHEELS

MODEL	DIAMETER	THICKNESS	ARBOR	FOR METAL	MAX RPM
26240	4-1/2"	.045"	7/8"	STEEL	13,500
26241	4-1/2"	.045"	7/8"	STAINLESS STEEL	13,500
26242	4-1/2"	.045"	7/8"	ALUMINUM	13,500



TYPE 27 GRINDING WHEELS FOR ALUMINUM

MODEL	DIAMETER	THICKNESS	ARBOR	MAX RPM
26232	4-1/2"	1/4"	7/8"	13,300



PREMIUM DIAMOND CUT OFF BLADES

For dry cutting stone including granite, marble, and tile. Leaves a much smoother finished edge than normal abrasives. For use with grinders and circular saws.

MODEL

26290

26291

26292

DESCRIPTION

4" DIAMOND CUT OFF, 5/8" TO 7/8" ARBOR

4-1/2" DIAMOND CUT OFF, 5/8" TO 7/8" ARBOR

7" DIAMOND CUT OFF, 5/8" TO 7/8" ARBOR



TOOTH BRUSH STYLE WIRE BRUSHES - WOOD HANDLES
7-3/4" Overall Length

<u>MODEL</u>	<u>DESCRIPTION</u>
22035	3X7 STAINLESS STEEL WIRE BRUSH
22037	3X7 BRASS WIRE BRUSH



TOOTH BRUSH STYLE WIRE BRUSHES - PLASTIC HANDLES
7-3/4" Overall Length

<u>MODEL</u>	<u>DESCRIPTION</u>
26209	7-3/4" STAINLESS STEEL WIRE BRUSH
26210	7-3/4" BRASS WIRE BRUSH
22044	3 PACK BRUSH SET WITH STAINLESS STEEL, BRASS, AND PLASTIC BRISTLES



CURVED HANDLE WIRE BRUSHES - WOOD HANDLES
8-5/8" Overall Length

<u>MODEL</u>	<u>DESCRIPTION</u>
22036	2X9 STAINLESS STEEL WIRE BRUSH
22038	2X9 BRASS WIRE BRUSH



5" INDUSTRIAL BRASS WIRE BRUSH, PLASTIC HANDLE

MODEL 26211



SHOE HANDLE WIRE BRUSHES - WOOD HANDLES
10-1/4" Overall Length

<u>MODEL</u>	<u>DESCRIPTION</u>
22040	4X16 CARBON STEEL WIRE BRUSH
26052	4X16 STAINLESS STEEL WIRE BRUSH
26213	4X16 BRASS WIRE BRUSH

WIRE BRUSHES



WIRE BRUSHES - WOOD HANDLES
13-3/4" Overall Length



<u>MODEL</u>	<u>DESCRIPTION</u>
22039	3X19 CARBON STEEL WIRE BRUSH
22041	3X19 STAINLESS STEEL WIRE BRUSH
26212	3X19 BRASS WIRE BRUSH

3X19 CARBON STEEL WIRE BRUSH WITH SCRAPER
13-3/4" Overall Length



MODEL 26050

4X16 CARBON STEEL SHOE HANDLE WIRE BRUSH WITH SCRAPER
10-1/4" Overall Length



MODEL 26051

REPLACEMENT BRUSH FOR CHIPPING HAMMER



MODEL 26053

POLY FILL PARTS CLEANING BRUSH, NYLON BRISTLES
10-1/2" Overall Length



MODEL 22042

NYLON TUBE BRUSH WITH WIRE LOOP HANDLE
Great for cleaning bottles, hoses, etc.



<u>MODEL</u>	<u>DESCRIPTION</u>
26207	8-1/2" X 1/2" NYLON TUBE BRUSH
26200	8-1/2" X 3/4" NYLON TUBE BRUSH
26208	15-1/2" X 1-1/4" NYLON TUBE BRUSH



6" X 5/8" WIRE FITTING BRUSH

Steel bristles for cleaning copper fittings, tubing, or battery terminals.

MODEL 26201



WIRE FITTING BRUSH WITH PLASTIC HANDLES

Steel bristles for cleaning copper fittings. 4-3/4" long.

<u>MODEL</u>	<u>DESCRIPTION</u>
--------------	--------------------

26202	1/2" WIRE FITTING BRUSH, PLASTIC HANDLE
-------	---

26203	3/4" WIRE FITTING BRUSH, PLASTIC HANDLE
-------	---



WIRE FITTING BRUSH FOR POWER TOOLS

Stainless steel bristles for cleaning copper fittings. 4" long.

<u>MODEL</u>	<u>DESCRIPTION</u>
--------------	--------------------

26205	1/2" SS WIRE FITTING POWER BRUSH
-------	----------------------------------

26204	3/4" SS WIRE FITTING POWER BRUSH
-------	----------------------------------



5-1/4" X 1-1/2" WIRE BRUSH WITH LOOP HANDLE

Steel bristles.

MODEL 26206



FLUX BRUSHES

4-1/4" Overall Length

<u>MODEL</u>	<u>DESCRIPTION</u>
--------------	--------------------

26055	FLUX BRUSHES - 3/PK
-------	---------------------

26054	FLUX BRUSHES - 120/PK
-------	-----------------------



CUP BRUSHES
Crimped Wire, Carbon Steel

<u>MODEL</u>	<u>DESCRIPTION</u>
26287	2-3/4", .012" WIRE, M10 X 1.25 ARBOR
26060	3", .020" WIRE, 5/8"-11NC ARBOR
26062	4", .020" WIRE, 5/8"-11NC ARBOR
26064	5", .020" WIRE, 5/8"-11NC ARBOR



CUP BRUSHES
Single Row Knotted Wire, Carbon Steel

<u>MODEL</u>	<u>DESCRIPTION</u>
26288	2-3/4", .012" WIRE, M10 X 1.25 ARBOR
22021	3", .020" WIRE, 5/8"-11NC ARBOR
26063	4", .020" WIRE, 5/8"-11NC ARBOR
26065	6". .020" WIRE, 5/8"-11NC ARBOR



CUP BRUSHES
Single Row Knotted Wire, Stainless Steel, 5/8" - 11NC Arbor

<u>MODEL</u>	<u>DESCRIPTION</u>
26061	3", .020" WIRE, 5/8"- 11NC ARBOR



MOUNTED CUP BRUSHES
Crimped Wire, Carbon Steel

<u>MODEL</u>	<u>DESCRIPTION</u>
26070	1-1/2", .020" WIRE, 1/4" HEX SHANK
22020	2-1/2", .020" WIRE, 1/4" HEX SHANK
26071	2-1/2", .012" WIRE, 1/4" HEX SHANK
26218	3", .012" WIRE, 1/4" HEX SHANK



MOUNTED END BRUSHES
Crimped Wire, Carbon Steel

<u>MODEL</u>	<u>DESCRIPTION</u>
22019	3/4", .020" WIRE, 1/4" ROUND SHANK
26220	1", .008" WIRE, 1/4" HEX SHANK
26221	1", .012" WIRE, 1/4" HEX SHANK
26072	1", .020" WIRE, 1/4" ROUND SHANK



MOUNTED END BRUSHES
Knotted Wire, Carbon Steel

<u>MODEL</u>	<u>DESCRIPTION</u>
26074	3/4", .020" WIRE, 1/4" ROUND SHANK
26073	1-1/8", .020" WIRE, 1/4" ROUND SHANK



WIRE WHEELS, HUBLESS
Crimped Wire, Carbon Steel

<u>MODEL</u>	<u>DESCRIPTION</u>
26080	4" X 1/2", .020" WIRE, 5/8" - 11NC ARBOR
26224	4" X 1/2", .012" WIRE, 1/2" ARBOR
26223	5" X 1/2", .012" WIRE, 5/8" ARBOR
26082	6" X 1/2", .020" WIRE, 1/2" ARBOR
26226	6" X 3/4", .012" WIRE, 1/2" - 5/8" ARBOR
26081	6" X 1", .020" WIRE, 1/2" ARBOR
26253	8" X 1", .012" WIRE, 1/2" - 5/8" ARBOR
26083	8" X 1-1/4", .020" WIRE, 1/2" - 5/8" ARBOR



WIRE WHEELS WITH HUBS
Stringer Bead, Carbon Steel

<u>MODEL</u>	<u>DESCRIPTION</u>
26084	4" STRINGER BEAD, 5/8"-11NC ARBOR
26406	4" STRINGER BEAD, 5/8"-11NC ARBOR, BULK
26085	6" STRINGER BEAD, 5/8"-11NC ARBOR



WIRE WHEELS, HUBLESS
Twist Knot, Carbon Steel

<u>MODEL</u>	<u>DESCRIPTION</u>
26087	6" TWIST KNOT, 1/2" - 5/8" ARBOR



WIRE WHEELS WITH HUBS
Twist Knot, Carbon Steel

<u>MODEL</u>	<u>DESCRIPTION</u>
26289	4" TWIST KNOT, M10 X 1.25 ARBOR
26086	4" TWIST KNOT, 5/8"-11NC ARBOR
26088	6" TWIST KNOT, 5/8"-11NC ARBOR



MOUNTED WIRE WHEELS
Crimped Wire, Carbon Steel

<u>MODEL</u>	<u>DESCRIPTION</u>
22015	1-1/2", .020" WIRE, 1/4" HEX SHANK
22016	2", .020" WIRE, 1/4" HEX SHANK
26219	2-1/2", .012" WIRE, 1/4" HEX SHANK
22017	3", .020" WIRE, 1/4" HEX SHANK
22018	3", .012" WIRE, 1/4" HEX SHANK
26222	4", .012" WIRE, 1/4" HEX SHANK



EMERY CLOTH, 25 YARD ROLL
Aluminum oxide abrasive

<u>MODEL</u>	<u>DESCRIPTION</u>
26090	80 GRIT, 1" X 25 YARDS
22014	120 GRIT, 1" X 25 YARDS
26091	180 GRIT, 1" X 25 YARDS
26092	320 GRIT, 1" X 25 YARDS

FLAP DISCS, TYPE 29, 5/8" - 11NC ARBOR, ZIRCONIUM



<u>MODEL</u>	<u>DESCRIPTION</u>
26093	4-1/2", 36 GRIT, 5/8"-11NC ARBOR, ZIRCONIUM
26094	4-1/2", 60 GRIT, 5/8"-11NC ARBOR, ZIRCONIUM
26103	4-1/2", 80 GRIT, 5/8"-11NC ARBOR, ZIRCONIUM
26104	4-1/2", 120 GRIT, 5/8"-11NC ARBOR, ZIRCONIUM
26101	7", 36 GRIT, 5/8"-11NC ARBOR, ZIRCONIUM
26102	7", 60 GRIT, 5/8"-11NC ARBOR, ZIRCONIUM

FLAP DISCS, TYPE 29, HUBLESS, ALUMINUM OXIDE



<u>MODEL</u>	<u>DESCRIPTION</u>
26095	4-1/2", 36 GRIT, 7/8" ARBOR, ALUM OXIDE
26096	4-1/2", 60 GRIT, 7/8" ARBOR, ALUM OXIDE
26097	4-1/2", 80 GRIT, 7/8" ARBOR, ALUM OXIDE
26098	7", 36 GRIT, 7/8" ARBOR, ALUM OXIDE
26099	7", 60 GRIT, 7/8" ARBOR, ALUM OXIDE
26100	7", 80 GRIT, 7/8" ARBOR, ALUM OXIDE

FLAP DISCS, TYPE 29, HUBLESS, BLUE ZIRCONIUM

<u>MODEL</u>	<u>DESCRIPTION</u>
26276	4", 40 GRIT, 5/8" ARBOR, ZIRCONIUM
26277	4", 60 GRIT, 5/8" ARBOR, ZIRCONIUM
26278	4", 80 GRIT, 5/8" ARBOR, ZIRCONIUM
26297	4-1/2", 40 GRIT, 7/8" ARBOR, ZIRCONIUM
26298	4-1/2", 60 GRIT, 7/8" ARBOR, ZIRCONIUM
26299	4-1/2", 80 GRIT, 7/8" ARBOR, ZIRCONIUM
26252	4-1/2", 120 GRIT, 7/8" ARBOR, ZIRCONIUM

FLAP WHEELS, ALUMINUM OXIDE



<u>MODEL</u>	<u>DESCRIPTION</u>
26111	1"X1", 60 GRIT FLAP WHEEL
26112	1"X1", 80 GRIT FLAP WHEEL
26110	1"X1", 120 GRIT FLAP WHEEL
26113	1-1/2"X1/2", 60 GRIT FLAP WHEEL
26114	1-1/2"X1/2", 80 GRIT FLAP WHEEL
26115	2"X1", 60 GRIT FLAP WHEEL
26116	2"X1", 80 GRIT FLAP WHEEL
26117	3"X1", 60 GRIT FLAP WHEEL
26118	3"X1", 80 GRIT FLAP WHEEL

SANDING DISCS, ALUMINUM OXIDE



<u>MODEL</u>	<u>DESCRIPTION</u>
26120	4", 16 GRIT, 7/8" HOLE, 3/PK
26121	4", 24 GRIT, 7/8" HOLE, 3/PK
26122	4", 36 GRIT, 7/8" HOLE, 3/PK
26123	4", 50 GRIT, 7/8" HOLE, 3/PK
26124	4", 80 GRIT, 7/8" HOLE, 3/PK
26125	4", 100 GRIT, 7/8" HOLE, 3/PK
26126	4", 120 GRIT, 7/8" HOLE, 3/PK
26130	5", 16 GRIT, 7/8" HOLE, 3/PK
26131	5", 24 GRIT, 7/8" HOLE, 3/PK
26132	5", 36 GRIT, 7/8" HOLE, 3/PK
26133	5", 50 GRIT, 7/8" HOLE, 3/PK
26134	5", 80 GRIT, 7/8" HOLE, 3/PK
26135	5", 100 GRIT, 7/8" HOLE, 3/PK
26136	5", 120 GRIT, 7/8" HOLE, 3/PK
26140	7", 16 GRIT, 7/8" HOLE, 3/PK
26141	7", 24 GRIT, 7/8" HOLE, 3/PK
26142	7", 36 GRIT, 7/8" HOLE, 3/PK
26143	7", 50 GRIT, 7/8" HOLE, 3/PK
26144	7", 80 GRIT, 7/8" HOLE, 3/PK
26145	7", 100 GRIT, 7/8" HOLE, 3/PK
26146	7", 120 GRIT, 7/8" HOLE, 3/PK

See backing pads on page 84.



MOUNTED GRINDING WHEELS				
MODEL	DIAMETER	THICKNESS	SHAFT	MAX RPM
26040	1"	1"	1/4" ROUND	3,450
26041	1-1/2"	1"	1/4" ROUND	3,450
26042	2"	1/2"	1/4" ROUND	3,450
26043	2"	1/4"	1/4" ROUND	3,450
26044	2-1/2"	1/2"	1/4" ROUND	3,450
26045	2-1/2"	1/4"	1/4" ROUND	3,450



MOUNTED POINTS
1/4" Round Shanks

<u>MODEL</u>	<u>TYPE</u>	<u>DESCRIPTION</u>
26150	A25	1" ROUND BALL
26151	A38	1" X 1" CYLINDER, CONCAVE TOP
26152	W220	1" X 1" CYLINDER, FLAT TOP
26153	W218	1" X 1/2" CYLINDER, FLAT TOP
26154	A2	1" X 1/14" CONE
26155	A15	1/4" X 1-1/16" CONE
26156	A24	1/4" X 3/4" CYLINDER, ROUNDED TOP
26157	A4	1-1/4" X 1-1/4" CONE
26158	A23	3/4" X 1" MOUNTED BALL
26159	A12	3/4" X 1-1/4" CONE
26160	A5	3/4" X 1-1/8" CONE
26161	A11	7/8" X 2-3/4" CONE

ROTARY FILES
1/4" Round Shanks



<u>MODEL</u>	<u>DESCRIPTION</u>
26165	1/2" BALL
26166	1/2" X 7/8" 14 DEGREE ANGLE CONE
26167	1/2" X 7/8" CYLINDRICAL BALL NOSE
26168	1/2" X 7/8" CYLINDER
26169	1/2" X 7/8" ROUND TREE



MANDREL AND CUT OFF WHEEL KIT, 1/4" AND 3/8" ARBORS
Includes Three 3" Type 1 Cut Off Wheels - Model 22001, 22002, and 22003
MODEL 26182

MANDREL SET FOR WHEELS WITH 1/4" AND 3/8" ARBORS
(No Cut Off Wheels, Mandrels Only)
MODEL 26181



BACKING PADS FOR SANDING DISCS

<u>MODEL</u>	<u>DESCRIPTION</u>
26178	5" X 5/8"-11NC BACKING PAD W/ SPINDLE NUT
26179	7" X 5/8"-11NC BACKING PAD W/ SPINDLE NUT



ARBOR ADAPTERS

<u>MODEL</u>	<u>DESCRIPTION</u>
26175	5/8"-11NC TO M10X1.25 ARBOR ADAPTER
26176	5/8"-11NC TO M10X1.50 ARBOR ADAPTER



TYPE 27 METAL BACK PLATE FOR 7" AND LARGER GRINDING WHEELS

MODEL 26239



5/8" - 11NC SPINDLE NUT REPLACEMENT

MODEL 26238



BACKING PAD SPINDLE NUT WRENCH

MODEL 26180



LOCKING C-CLAMP PLIER, 6"
MODEL 27002

LOCKING C-CLAMP PLIER, 11"
MODEL 22059



2 JAW LOCKING PLIER

MODEL 27001



LOCKING SHEET METAL PLIER, 8"

MODEL 27003



FLEXIBLE HANDLE MAGNET
34" Overall Length, Bends and Holds Any Position,
1-1/2 Pounds of Magnetic Power

MODEL 27004



MAGNET HOLDERS

<u>MODEL</u>	<u>DESCRIPTION</u>
22060	MEDIUM MAGNET HOLDER, 3-3/8" X 3-3/8"
27005	LARGE MAGNET HOLDER, 4-3/8" X 4-3/8"
27006	X-LARGE MAGNET HOLDER, 5-3/8" X 5-3/8"



500 AMP MAGNETIC GROUND CLAMP
MODEL 27022



DOUBLE AXIS WELDING CLAMP
MODEL 27020



FLAT SOAPSTONE HOLDER
MODEL 22025



FLAT SOAPSTONE REFILLS

<u>MODEL</u>	<u>DESCRIPTION</u>
22026	FLAT SOAPSTONE REFILL, 6/PK
27023	FLAT SOAPSTONE REFILL, 144/PK



FLAT SOAPSTONE HOLDER WITH THREE FLAT SOAPSTONES
MODEL 27010



ROUND SOAPSTONE HOLDER

MODEL 27011



ROUND SOAPSTONE REFILLS

<u>MODEL</u>	<u>DESCRIPTION</u>
27009	ROUND SOAPSTONE REFILL, 6/PK
27024	ROUND SOAPSTONE REFILL, 144/PK



MARKAL SILVER-STREAK® ROUND MARKER
WITH 6 REFILLS
MODEL 27016



MARKAL SILVER-STREAK® ROUND REFILLS, 6/PK
MODEL 27018



PREMIUM SCRIBE
Tungsten Carbide tip marks on all types of materials - even glass.

MODEL 27008



MARKAL® STICK MARKERS

<u>MODEL</u>	<u>DESCRIPTION</u>
27012	YELLOW STICK MARKER, 2/PK
27013	WHITE STICK MARKER, 2/PK



HOT MAX PAINT MARKER DISPLAY WITH 72 MARKERS
12 each of our best selling markers—white, yellow, orange, black, silver, and red.

MODEL 27040



HOT MAX PAINT MARKERS

The safest and most versatile paint marker ever! Unsurpassed writing capability on oily, soapy, and wet surfaces including metals, coatings, plastics, glass, ceramics, and other non-porous surfaces. Xylene free, low chlorides, low halogens and does not contain any chemicals listed in California Prop 65. Marking temp range: -50° to 150° F (-46° to 66° C). Made in USA.

<u>MODEL</u>	<u>DESCRIPTION</u>
27015	WHITE PAINT MARKER, PACKAGED, 1/PK
27030	WHITE PAINT MARKER, BULK
27031	BLACK PAINT MARKER, BULK
27032	RED PAINT MARKER, BULK
27014	YELLOW PAINT MARKER, PACKAGED, 1/PK
27033	YELLOW PAINT MARKER, BULK
27034	SILVER PAINT MARKER, BULK
27035	ORANGE PAINT MARKER, BULK



FLAT BASTARD FILES

American standard pattern. High carbon steel construction for durability and long tool life. Coarse flat double cut for quick material removal. For use on steel and iron.

<u>MODEL</u>	<u>DESCRIPTION</u>
27100	8" FLAT BASTARD FILE
27101	10" FLAT BASTARD FILE
27102	12" FLAT BASTARD FILE



MILL BASTARD FILES

American standard pattern. High carbon steel construction for durability and long tool life. Coarse flat single cut for quick material removal. For use on steel and iron.

<u>MODEL</u>	<u>DESCRIPTION</u>
27103	8" MILL BASTARD FILE
27104	10" MILL BASTARD FILE
27105	12" MILL BASTARD FILE



HALF-ROUND BASTARD FILE

American standard pattern. High carbon steel construction for durability and long tool life. Coarse half-round double cut for quick material removal. For use on steel and iron.

<u>MODEL</u>	<u>DESCRIPTION</u>
27106	6" HALF-ROUND BASTARD FILE
27107	8" HALF-ROUND BASTARD FILE
27108	10" HALF-ROUND BASTARD FILE



ROUND BASTARD FILE

American standard pattern. High carbon steel construction for durability and long tool life. Coarse round double cut for quick material removal. For use on steel and iron.

<u>MODEL</u>	<u>DESCRIPTION</u>
27109	6" ROUND BASTARD FILE
27110	8" ROUND BASTARD FILE
27111	10" ROUND BASTARD FILE



SLIM TAPER FILES

American standard pattern. High carbon steel construction for durability and long tool life. Coarse single cut for quick material removal. For use on steel and iron.

<u>MODEL</u>	<u>DESCRIPTION</u>
27112	7" SLIM TAPER FILE
27113	6" SLIM TAPER FILE



CHAIN SAW FILES

American standard pattern. High carbon steel construction for durability and long tool life. Fine round single cut for quick material removal or sharpening. For general use on steel and iron or chain saw.

<u>MODEL</u>	<u>DESCRIPTION</u>
27114	6" X 1/8" CHAIN SAW FILE
27115	6" X 5/32" CHAIN SAW FILE
27116	8" X 3/16" CHAIN SAW FILE
27117	8" X 7/32" CHAIN SAW FILE



200 AMP COPPER PLATED BATTERY CHARGER CLAMPS
Standard duty clamps for use with up to #8 gauge cable.

MODEL 27207



500 AMP COPPER PLATED BATTERY CHARGER CLAMPS
Heavy duty clamps for use with up to #2 gauge cable.

MODEL 27208



TAP MAGIC CUTTING FLUID

Great all around cutting fluid for use with many different metals including mild steel, stainless steel, and aluminum

Great for cutting, drilling, tapping, or threading metal components

Ozone-friendly formula contains no 1,1,1 tri-chloroethane

Not for sale in California

Made in USA

MODEL 27050

Handy 4 ounce container

MODEL 27051

Larger 16 ounce container is perfect for power users and large projects



ZINC GALVANIZING COATING, 13 OZ SPRAY CAN

Made in USA

MODEL 27000

TRU-FLATE® STYLE MALE PLUGS

Tru-Flate® (T) style plug with male national pipe thread (NPT) connection. Steel construction, 300 PSI max pressure, for compressed air only.



<u>MODEL</u>	<u>DESCRIPTION</u>
28000	Tru-Flate® 1/4" x 1/4" Male NPT Plug, Clam
28110	Tru-Flate® 1/4" x 1/4" Male NPT Plug, Bulk
28130	Tru-Flate® 1/4" x 1/4" Male NPT Plug, 10 Pack
28002	Tru-Flate® 1/4" x 3/8" Male NPT Plug
28004	Tru-Flate® 3/8" x 3/8" Male NPT Plug
28006	Tru-Flate® 3/8" x 1/4" Male NPT Plug

TRU-FLATE® STYLE FEMALE PLUGS

Tru-Flate® (T) style plug with female national pipe thread (NPT) connection. Steel construction, 300 PSI max pressure, for compressed air only.



<u>MODEL</u>	<u>DESCRIPTION</u>
28001	Tru-Flate® 1/4" x 1/4" Female NPT Plug, Clam
28111	Tru-Flate® 1/4" x 1/4" Female NPT Plug, Bulk
28131	Tru-Flate® 1/4" x 1/4" Female NPT Plug, 10 Pack
28003	Tru-Flate® 1/4" x 3/8" Female NPT Plug
28005	Tru-Flate® 3/8" x 3/8" Female NPT Plug
28007	Tru-Flate 3/8" x 1/4" Female NPT Plug

TRU-FLATE® STYLE MALE COUPLERS

Tru-Flate® (T) style couplers with male national pipe thread (NPT) connection. Steel construction, 300 PSI max pressure, for compressed air only.



<u>MODEL</u>	<u>DESCRIPTION</u>
28008	Tru-Flate® 1/4" x 1/4" Male NPT Coupler, Clam
28112	Tru-Flate® 1/4" x 1/4" Male NPT Coupler, Bulk
28132	Tru-Flate® 1/4" x 1/4" Male NPT Coupler, 4 Pack
28011	Tru-Flate® 3/8" x 3/8" Male NPT Coupler



TRU-FLATE® FEMALE COUPLERS

Tru-Flate® (T) style couplers with female national pipe thread (NPT) connection. Steel construction, 300 PSI max pressure, for compressed air only.

<u>MODEL</u>	<u>DESCRIPTION</u>
28009	Tru-Flate 1/4" x 1/4" Female NPT Coupler, Clam
28113	Tru-Flate 1/4" x 1/4" Female NPT Coupler, Bulk
28133	Tru-Flate 1/4" x 1/4" Female NPT Coupler, 4 Pack
28010	Tru-Flate 1/4" x 3/8" Female NPT Coupler
28012	Tru-Flate 3/8" x 3/8" Female NPT Coupler
28013	Tru-Flate 3/8" x 1/4" Female NPT Coupler



TRU-FLATE® 1/4" PLUG AND COUPLER SET

Tru-Flate® (T) style plug and coupler set with 1/4" national pipe thread (NPT) connection. Steel construction, 300 PSI max pressure, for compressed air only.

MODEL 28014



INDUSTRIAL/MILTON® STYLE MALE PLUGS

Industrial/Milton® (I/M) style plug with male national pipe thread (NPT) connection. Steel construction, 300 PSI max pressure, for compressed air only.

<u>MODEL</u>	<u>DESCRIPTION</u>
28015	Industrial/Milton® 1/4" x 1/4" Male NPT Plug, Clam
28114	Industrial/Milton® 1/4" x 1/4" Male NPT Plug, Bulk
28134	Industrial/Milton® 1/4" x 1/4" Male NPT Plug, 10 Pack
28018	Industrial/Milton® 1/4" x 3/8" Male NPT Plug
28019	Industrial/Milton® 3/8" x 3/8" Male NPT Plug
28021	Industrial/Milton® 3/8" x 1/4" Male NPT Plug

INDUSTRIAL/MILTON® STYLE FEMALE PLUGS

Industrial/Milton® (I/M) style plug with female national pipe thread (NPT) connection. Steel construction, 300 PSI max pressure, for compressed air only.



<u>MODEL</u>	<u>DESCRIPTION</u>
28016	Industrial/Milton® 1/4" x 1/4" Female NPT Plug, Clam
28115	Industrial/Milton® 1/4" x 1/4" Female NPT Plug, Bulk
28135	Industrial/Milton® 1/4" x 1/4" Female NPT Plug, 10 Pack
28020	Industrial/Milton® 3/8" x 3/8" Female NPT Plug
28022	Industrial/Milton® 3/8" x 1/4" Female NPT Plug

INDUSTRIAL/MILTON® STYLE MALE COUPLERS

Industrial/Milton® (I/M) style couplers with male national pipe thread (NPT) connection. Steel construction, 300 PSI max pressure, for compressed air only.



<u>MODEL</u>	<u>DESCRIPTION</u>
28023	Industrial/Milton® 1/4" x 1/4" Male NPT Coupler, Clam
28116	Industrial/Milton® 1/4" x 1/4" Male NPT Coupler, Bulk
28136	Industrial/Milton® 1/4" x 1/4" Male NPT Coupler, 4 Pack
28028	Industrial/Milton® 3/8" x 3/8" Male NPT Coupler

INDUSTRIAL/MILTON® STYLE FEMALE COUPLERS

Industrial/Milton® (I/M) style couplers with female national pipe thread (NPT) connection. Steel construction, 300 PSI max pressure, for compressed air only.



<u>MODEL</u>	<u>DESCRIPTION</u>
28024	Industrial/Milton® 1/4" x 1/4" Female NPT Coupler, Clam
28117	Industrial/Milton® 1/4" x 1/4" Female NPT Coupler, Bulk
28137	Industrial/Milton® 1/4" x 1/4" Female NPT Coupler, 4 Pack
28027	Industrial/Milton® 1/4" x 3/8" Female NPT Coupler
28029	Industrial/Milton® 3/8" x 3/8" Female NPT Coupler



INDUSTRIAL/MILTON® STYLE 1/4" PLUG & COUPLER SET
Industrial/Milton® (I/M) style plug and coupler set with 1/4" national pipe thread (NPT) connections. Steel construction, 300 PSI max pressure, for compressed air only.

MODEL 28030



INDUSTRIAL/MILTON® STYLE PUSH COUPLER
Industrial/Milton® (I/M) style 1/4" push coupler with 1/4" female national pipe thread (NPT) connection. Steel construction, 300 PSI max pressure, for compressed air only.

MODEL 28026



INDUSTRIAL/MILTON® STYLE BARBED PLUG
Industrial/Milton® (I/M) style 1/4" plug with 1/4" barbed connection. Steel construction, 300 PSI max pressure, for compressed air only.

MODEL 28017



INDUSTRIAL/MILTON® STYLE BARBED COUPLER
Industrial/Milton® (I/M) style 1/4" coupler with 1/4" barbed connection. Steel construction, 300 PSI max pressure, for compressed air only.

MODEL 28025

AIR FITTINGS



LINCOLN® STYLE MALE PLUG

Lincoln® (L) style 1/4" plug with 1/4" male national pipe thread (NPT) connection. Steel construction, 300 PSI max pressure, for compressed air only.

MODEL 28031



LINCOLN® STYLE FEMALE PLUG

Lincoln® (L) style 1/4" plug with 1/4" female national pipe thread (NPT) connection. Steel construction, 300 PSI max pressure, for compressed air only.

MODEL 28032



LINCOLN® STYLE MALE COUPLER

Lincoln® (L) style 1/4" coupler with 1/4" male national pipe thread (NPT) connection. Steel construction, 300 PSI max pressure, for compressed air only.

MODEL 28033



LINCOLN® STYLE FEMALE COUPLER

Lincoln® (L) style 1/4" coupler with 1/4" female national pipe thread (NPT) connection. Steel construction, 300 PSI max pressure, for compressed air only.

MODEL 28034



ARO® STYLE MALE PLUG

ARO® (A) style 1/4" plug with 1/4" male national pipe thread (NPT) connection. Steel construction, 300 PSI max pressure, for compressed air only.

MODEL 28035

**ARO® STYLE FEMALE PLUG**

ARO® (A) style 1/4" plug with 1/4" female national pipe thread (NPT) connection. Steel construction, 300 PSI max pressure, for compressed air only.

MODEL 28036

**ARO® STYLE MALE COUPLER**

ARO® (A) style 1/4" coupler with 1/4" male national pipe thread (NPT) connection. Steel construction, 300 PSI max pressure, for compressed air only.

MODEL 28037

**ARO® STYLE FEMALE COUPLER**

ARO® (A) style 1/4" coupler with 1/4" female national pipe thread (NPT) connection. Steel construction, 300 PSI max pressure, for compressed air only.

MODEL 28038

**ARO® STYLE PLUG AND COUPLER SET**

ARO® (A) style 1/4" plug and coupler with 1/4" national pipe thread (NPT) connections. Steel construction, 300 PSI max pressure, for compressed air only.

MODEL 28039

**UNIVERSAL MALE COUPLER**

Universal (U) 1/4" coupler with 1/4" male national pipe thread (NPT) connection. Steel construction, 300 PSI max pressure, for compressed air only. Works with Tru-Flate®, Industrial/Milton®, and ARO® style plugs. Does not work with Lincoln® style plugs.

MODEL
28040
28118
28138

DESCRIPTION
Universal 1/4" x 1/4" Male NPT Coupler, Clam
Universal 1/4" x 1/4" Male NPT Coupler, Bulk
Universal 1/4" x 1/4" Male NPT Coupler, 4 Pack



UNIVERSAL FEMALE COUPLER

Universal (U) 1/4" coupler with 1/4" female national pipe thread (NPT) connection. Steel construction, 300 PSI max pressure, for compressed air only. Works with Tru-Flate®, Industrial/Milton®, and ARO® style plugs. Does not work with Lincoln® style plugs.

<u>MODEL</u>	<u>DESCRIPTION</u>
28041	Universal 1/4" x 1/4" Female NPT Coupler, Clam
28119	Universal 1/4" x 1/4" Female NPT Coupler, Bulk
28139	Universal 1/4" x 1/4" Female NPT Coupler, 4 Pack



SAFETY BLOW GUNS WITH RUBBER TIP

Vented nozzle meets OSHA Program Directive #100-1 for reduction of air pressure below 30 PSI for cleaning purposes. 1/4" female NPT inlet, 150 PSI max, 10.5 SCFM at 100 PSI. For compressed air only.

<u>MODEL</u>	<u>DESCRIPTION</u>
28108	2' SAFETY BLOW GUN WITH RUBBER TIP
28109	4' SAFETY BLOW GUN WITH RUBBER TIP



BLOW GUN WITH RUBBER TIP

1/4" female NPT inlet. For compressed air only, 150 PSI max.

MODEL 28046



BUTTON TYPE BLOW GUN

Vented nozzle meets OSHA Program Directive #100-1 for reduction of air pressure below 30 PSI for cleaning purposes. 1/4" female NPT inlet. For compressed air only, 150 PSI max.

MODEL 28047



INDUSTRIAL/MILTON® STYLE ADJUSTABLE POCKET BLOW GUN
Industrial/Milton® (I/M) style plug will adjust from very low flow to very high flow. Meets OSHA Program Directive #100-1 for reduction of air pressure below 30 PSI for cleaning purposes.

MODEL 28048



HEAVY DUTY DUAL FOOT AIR CHUCK

Dual foot chuck with built in shut off valve. 1/4" female NPT inlet. Steel construction, 150 PSI max pressure, for compressed air only.

MODEL 28049



DIRECT LINE AIR CHUCK WITH CLIP

Direct line air chuck with built in shut off. 1/4" female NPT inlet. Steel construction, 150 PSI max pressure, for compressed air only.

MODEL 28050



DIRECT LINE AIR CHUCK

Direct line air chuck with built in shut off. 1/4" female NPT inlet. Brass construction, 150 PSI max pressure, for compressed air only. Not for use with inflator gauges.

MODEL 28051



DIRECT LINE AIR CHUCK

Direct line air chuck with built in shut off. 1/4" hose barb connection. Brass construction, 150 PSI max pressure, for compressed air only. Not for use with inflator gauges.

MODEL 28053



AIR CHUCK CLIP

Convert standard direct line air chuck to a clip on chuck. Works with Hot Max model 28051 and 28053 air chucks and most other manufacturers' air chucks. For compressed air only.

MODEL 28052



ANGLED TIRE GAUGES

Precision manufactured tire gauges provide accuracy and performance for the most demanding users. Metal casing with clip. For compressed air only.

<u>MODEL</u>	<u>DESCRIPTION</u>
28054	Angled Tire Gauge, 10 - 50 PSI
28055	Angled Tire Gauge, 20 - 120 PSI



TIRE INFLATOR WITH GAUGES

Precision manufactured tire inflators provide accuracy and performance for the most demanding users. 12" hose with dual foot chuck allows for easy tire filling. 10 - 120 PSI in 2 pound increments on the gauge. 1/4" NPT female inlet. For compressed air only.



<u>MODEL</u>	<u>DESCRIPTION</u>
28056	Heavy Duty Tire Inflator with Gauge, 10 - 120 PSI
28057	Standard Duty Tire Inflator with Gauge, 10 - 120 PSI



SCREWDRIVER VALVE CAPS, 4/PK

Screwdriver type valve caps for standard valves. Screwdriver top for removing or inserting valve cores.

MODEL 28058



TIRE VALVE REPAIR TOOL

Repairs core and stem threads, extracts broken cores, removes valve cores.

MODEL 28059



DIAL TIRE GAUGE

10 - 60 PSI in 2 pound increments. Automatic reset and pressure release valve. For compressed air only.

MODEL 28060



MINI FILTER WITH 1/4" NPT CONNECTIONS

5 micron filter with 1/4" female NPT connections. Manual drain with overflow valve. Max working pressure is 150 PSI. Rated flow is 53 SCFM (1500 l/min). For compressed air only.

MODEL 28061



MINI REGULATOR WITH 1/4" NPT CONNECTIONS

Mini regulator with 1/4" female NPT connections. Pressure range is 5 to 125 PSI with locking adjustment knob. Max working pressure is 125 PSI. Rated flow is 16 SCFM (450 l/min). Comes with mounting bracket. For compressed air only.

MODEL 28062



FULL SIZE FILTER WITH 3/8" NPT CONNECTIONS

5 micron filter with 3/8" female NPT connections. Manual drain with overflow valve. Max working pressure is 150 PSI. Rated flow is 73 SCFM (2000 l/min). Comes with mounting bracket. For compressed air only.

MODEL 28063



FULL SIZE REGULATOR WITH 3/8" NPT CONNECTIONS

Full size regulator with 3/8" female NPT connections. Pressure range is 5 to 150 PSI with locking adjustment knob. Max working pressure is 150 PSI. Rated flow is 88 SCFM (2500 l/min). Comes with mounting bracket. For compressed air only.

MODEL 28064



FULL SIZE LUBRICATOR WITH 3/8" NPT CONNECTIONS

Full size lubricator with 3/8" female NPT connections. Max working pressure is 230 PSI. Rated flow is 95 SCFM (2700 l/min). Comes with mounting bracket. For compressed air only.

MODEL 28065



AIR COMPRESSOR TANK DRAIN COCKS

Brass construction for long service life. For compressed air only.

<u>MODEL</u>	<u>DESCRIPTION</u>
28066	Compressor Tank Drain Cock, 1/8" Male NPT
28067	Compressor Tank Drain Cock, 1/4" Male NPT



SAFETY VALVE FOR AIR COMPRESSORS

Brass construction for long service life. 1/4" male NPT connection. 150 PSI set point. Max flow rating is 136 SCFM. For compressed air only.

MODEL 28072



REPLACEMENT AIR PRESSURE GAUGE
2" dial with 1/4" NPT bottom mount. 0 - 160 PSI with 5 PSI incremental markings. For compressed air only.

MODEL 28068



REPLACEMENT AIR PRESSURE GAUGE
1-1/2" dial with 1/8" NPT rear mount. 0 - 160 PSI with 5 PSI incremental markings. For compressed air only.

MODEL 28069



AIR COMPRESSOR PRESSURE SWITCH
Square D Pumptrol switch with auto unloader. Low set point: 95 PSI, high set point: 125 PSI. Single phase contacts rated at 1-1/2 HP @ 120V, 2 HP @ 240V. For compressed air only.

MODEL 28070



AIR COMPRESSOR PRESSURE SWITCH WITH AUTO/OFF LEVER
Square D Pumptrol switch with auto unloader. Low set point: 95 PSI, high set point: 125 PSI. Single phase contacts rated at 1-1/2 HP @ 120V, 2 HP @ 240V. For compressed air only.

MODEL 28071



PVC AIR HOSE
Brass male NPT fittings and ferrels. 300 PSI max working pressure, 1,200 PSI burst pressure. Temp range is 25 - 150° F (-4 to 65° C). For compressed air only.

<u>MODEL</u>	<u>DESCRIPTION</u>
28143	1/4" BLUE PVC AIR HOSE, 1/4" MALE NPT, 25'
28144	1/4" BLUE PVC AIR HOSE, 1/4" MALE NPT, 50'
28140	3/8" RED PVC AIR HOSE, 1/4" MALE NPT, 25'
28141	3/8" RED PVC AIR HOSE, 1/4" MALE NPT, 50'
28142	3/8" RED PVC AIR HOSE, 1/4" MALE NPT, 100'



AIR FITTINGS



NYLON RECOIL AIR HOSE

Brass male 1/4" NPT fittings and ferrels with swivels. 200 PSI max working pressure. Temperature range: 20 - 175° F. For compressed air only.

<u>MODEL</u>	<u>DESCRIPTION</u>
28079	1/4" NYLON RECOIL AIR HOSE, 12'
28080	1/4" NYLON RECOIL AIR HOSE, 25'



18" LEADER HOSE

18" rubber leader hose with 1/4" male NPT brass fittings. 200 PSI max working pressure. For compressed air only.

MODEL 28081



DIRECT AIR LINE REPAIR KIT FOR 1/4" HOSE

Kit includes brass direct air line chuck with 1/4" female NPT connection, brass 1/4" barbed hose splicer, brass 1/4" barbed hose to 1/4" male NPT adapter, and three hose clamps. For compressed air only.

MODEL 28082



UNIVERSAL 360° SWIVEL WITH 1/4" NPT FITTINGS

Swivel helps air lines from getting tangled and twisted. Brass and steel construction. For compressed air only.

MODEL 28083



INLINE 360° SWIVEL WITH 1/4" NPT FITTINGS
Swivel helps air lines from getting tangled and twisted. Plated steel construction. For compressed air only.

MODEL 28084



90° SWIVEL WITH 1/4" NPT FITTINGS
Swivel helps air lines from getting tangled and twisted. Brass construction. For compressed air only.

MODEL 28085



BARBED HOSE SPLICERS
Solid brass construction.

<u>MODEL</u>	<u>DESCRIPTION</u>
28086	BARBED HOSE SPLICER FOR 1/4" HOSE
28087	BARBED HOSE SPLICER FOR 3/8" HOSE



BARBED HOSE ADAPTER
Solid brass construction.

<u>MODEL</u>	<u>DESCRIPTION</u>
28088	BARBED HOSE ADAPTER, 1/4" NPT X 1/4" BARB
28089	BARBED HOSE ADAPTER, 1/4" NPT X 3/8" BARB



BARBED HOSE ADAPTER
Solid brass construction.

<u>MODEL</u>	<u>DESCRIPTION</u>
28090	BARBED HOSE ADAPTER, 1/4" NPT X 1/4" BARB
28091	BARBED HOSE ADAPTER, 1/4" NPT X 3/8" BARB
28092	BARBED HOSE ADAPTER, 3/8" NPT X 3/8" BARB



HOSE COUPLING, 1/4" MALE NPT
Solid brass construction.

MODEL 28093



HOSE COUPLING, 1/4" FEMALE NPT
Solid brass construction.

MODEL 28094



REDUCING COUPLING, 1/4" MALE NPT X 3/8" MALE NPT
Solid brass construction.

MODEL 28095



REDUCING COUPLING, 1/4" MALE NPT X 3/8" FEMALE NPT
Solid brass construction.

MODEL 28096



BRASS BUSHINGS
NPT threads. Solid brass construction.

<u>MODEL</u>	<u>DESCRIPTION</u>
28097	BRASS BUSHING, 1/8" FEMALE X 1/4" MALE
28098	BRASS BUSHING, 1/4" FEMALE X 3/8" MALE
28099	BRASS BUSHING, 3/8" FEMALE X 1/2" MALE



BALL END ADAPTER
1/4" male NPT x 1/4" male ball socket (NPT threads).
Solid brass construction.

MODEL 28100



BRASS TEE, 1/4" NPT
Solid brass construction. 150 PSI rated.

MODEL 28101



BRASS TEE, 3/8" NPT
Solid brass construction. 150 PSI rated.

MODEL 28102



BRASS CROSS, 1/4" NPT
Solid brass construction. 150 PSI rated.

MODEL 28103



BRASS CROSS, 3/8" NPT
Solid brass construction. 150 PSI rated.

MODEL 28104



BRASS TRIPOD MANIFOLD
(1) 1/4" female NPT inlet, (3) 1/4" female NPT outlets. Solid brass construction. 150 PSI rated.

MODEL 28105



FLAT BRASS MANIFOLD
(1) 1/4" female NPT inlet, (3) 1/4" female NPT outlets. Solid brass construction. 150 PSI rated.

MODEL 28106



TEST BAR FOR COUPLERS

One each of the Tru-Flate®, Industrial/Milton®, Lincoln®, and ARO® style 1/4" plugs makes it easy to identify which style plug or coupler you need. The stamped style name and color coding also helps with the identification.

MODEL 28042

Tru-Flate® is a registered trademark of Plews & Edlmann. KDAR is not affiliated with Plews & Edlmann and these products are not manufactured by Plews & Edlmann.

Milton® is a registered trademark of Milton Industries. KDAR is not affiliated with Milton Industries and these products are not manufactured by Milton Industries.

ARO® is a registered trademark of Ingersoll-Rand Company. KDAR is not affiliated with Ingersoll-Rand Company and these products are not manufactured by Ingersoll-Rand Company.

Lincoln® is a registered trademark of Lincoln Industrial Group. KDAR is not affiliated with Lincoln Industrial Group and these products are not manufactured by Lincoln Industrial Group.



**HOT MAX BULK AIR FITTING BIN MERCHANDISER
MODEL 28903**

QTY	MODEL	DESCRIPTION
10	28110	TRU-FLATE® 1/4" X 1/4" MALE NPT PLUG
10	28111	TRU-FLATE® 1/4" X 1/4" FEMALE NPT PLUG
10	28112	TRU-FLATE® 1/4" X 1/4" MALE NPT COUPLER
10	28113	TRU-FLATE® 1/4" X 1/4" FEMALE NPT COUPLER
30	28114	INDUSTRIAL/MILTON® 1/4" X 1/4" MALE NPT PLUG
30	28115	INDUSTRIAL/MILTON® 1/4" X 1/4" FEMALE NPT PLUG
20	28116	INDUSTRIAL/MILTON® 1/4" X 1/4" MALE NPT COUPLER
20	28117	INDUSTRIAL/MILTON® 1/4" X 1/4" FEMALE NPT COUPLER
5	28118	UNIVERSAL 1/4" X 1/4" MALE NPT COUPLER
5	28119	UNIVERSAL 1/4" X 1/4" FEMALE NPT COUPLER



QUICK CONNECT PRESSURE WASHER NOZZLE, BLACK
Black color nozzle produces a 65° spray pattern which is considered a soap nozzle. It produces a very wide spray pattern for applying soap, cleaners, or other chemicals in a wide area. 1/4" quick connector and size 4.0 orifice for use with most pressure washers. 4000 PSI rated.

MODEL 29014



QUICK CONNECT PRESSURE WASHER NOZZLE, WHITE
White color nozzle produces a 40° spray pattern which is considered a wash nozzle. It produces a wide spray pattern for washing and rinsing. 1/4" quick connector and size 4.5 orifice for use with most pressure washers. 5075 PSI rated.

MODEL 29012



QUICK CONNECT PRESSURE WASHER NOZZLE, GREEN
Green color nozzle produces a 25° spray pattern which is considered a flushing nozzle. It produces a medium spray pattern for flushing and rinsing with more power than the white washing nozzle. 1/4" quick connector and size 4.5 orifice for use with most pressure washers.

MODEL 29011



QUICK CONNECT PRESSURE WASHER NOZZLE, YELLOW
Yellow color nozzle produces a 15° spray pattern which is considered a chiseling nozzle. It produces a narrow spray pattern for heavy cleaning and surface preparation. 1/4" quick connector for use with most pressure washers. 5075 PSI rated.

<u>MODEL</u>	<u>DESCRIPTION</u>
29009	QUICK CONNECT NOZZLE, 15° X 4.5 SIZE
29010	QUICK CONNECT NOZZLE, 15° X 5.5 SIZE



QUICK CONNECT PRESSURE WASHER NOZZLE, RED
Red color nozzle produces a 0° spray pattern which is considered a blasting nozzle. It produces a very narrow (pin point) spray pattern for blasting heavy cleaning areas in a very concentrated area. This nozzle will damage painted surfaces and wood if not used carefully. 1/4" quick connector and size 4.5 orifice for use with most pressure washers. 5075 PSI rated.

MODEL 29013

**QUICK CONNECT PRESSURE WASHER NOZZLE SET**

1 each of our pressure washer nozzles for a total of 5 nozzles. 1/4" quick connector for use with most pressure washers. 5075 PSI rated.

<u>MODEL</u>	<u>DESCRIPTION</u>
29015	QUICK CONNECT NOZZLE SET, SIZE 4.0
29016	QUICK CONNECT NOZZLE SET, SIZE 4.5



PRESSURE WASHER SCREW COUPLERS, M22F X 1/4" FNPT
Female M22 metric threads to 1/4" female NPT. Brass construction, 300° F (149° C) max temperature rating, and 4000 PSI pressure rated. For use with most pressure washers.

MODEL 29000



PRESSURE WASHER SCREW COUPLERS, M22F X 1/4" MNPT
Female M22 metric threads to 1/4" male NPT. Brass construction, 300° F (149° C) max temperature rating, and 4000 PSI pressure rated. For use with most pressure washers.

MODEL 29001



PRESSURE WASHER SCREW COUPLERS, M22F X 3/8" FNPT
Female M22 metric threads to 3/8" female NPT. Steel construction, 300° F (149° C) max temperature rating, and 4000 PSI pressure rated. For use with most pressure washers.

MODEL 29002



PRESSURE WASHER SCREW COUPLERS, M22F X 3/8" MNPT
Female M22 metric threads to 3/8" male NPT. Brass construction, 300° F (149° C) max temperature rating, and 4000 PSI pressure rated. For use with most pressure washers.

MODEL 29003



PRESSURE WASHER SCREW NIPPLES, M22M X 1/4" FNPT
Male M22 metric threads to 1/4" female NPT. Solid brass construction, 300° F (149° C) max temperature rating, and 4000 PSI pressure rated. For use with most pressure washers.

MODEL 29004



PRESSURE WASHER SCREW NIPPLES, M22M X 1/4" MNPT
Male M22 metric threads to 1/4" male NPT. Solid brass construction, 300° F (149° C) max temperature rating, and 4000 PSI pressure rated. For use with most pressure washers.

MODEL 29005



PRESSURE WASHER SCREW NIPPLES, M22M X 3/8" FNPT
Male M22 metric threads to 3/8" female NPT. Solid brass construction, 300° F (149° C) max temperature rating, and 4000 PSI pressure rated. For use with most pressure washers.

MODEL 29006



PRESSURE WASHER SCREW NIPPLES, M22M X 3/8" MNPT
Male M22 metric threads to 3/8" male NPT. Solid brass construction, 300° F (149° C) max temperature rating, and 4000 PSI pressure rated. For use with most pressure washers.

MODEL 29007



PRESSURE WASHER SCREW NIPPLES, M22M X 1/4" FNPT
LONG
Male M22 metric threads to 1/4" female NPT. Solid brass construction, 300° F (149° C) max temperature rating, and 4000 PSI pressure rated. For use with most pressure washers.

MODEL 29008

**QUICK COUPLER MALE SOCKET**

Quick coupler to male NPT threads. Solid brass construction, 300° F (149° C) max temperature rating, and 4000 PSI pressure rated. For use with most pressure washers.

<u>MODEL</u>	<u>DESCRIPTION</u>
29018	1/4" QUICK CONNECT SOCKET, 1/4" MALE NPT
29020	3/8" QUICK CONNECT SOCKET, 3/8" MALE NPT

**QUICK COUPLER FEMALE SOCKET**

Quick coupler to female NPT threads. Solid brass construction, 300° F (149° C) max temperature rating, and 4000 PSI pressure rated. For use with most pressure washers.

<u>MODEL</u>	<u>DESCRIPTION</u>
29019	1/4" QUICK CONN. SOCKET, 1/4" FEMALE NPT
29021	3/8" QUICK CONN. SOCKET, 3/8" FEMALE NPT

**1/4" QUICK COUPLER X M22F ADAPTER**

1/4" quick coupler to female M22 metric threads. Solid brass construction, 300° F (149° C) max temperature rating, and 4000 PSI pressure rated. For use with most pressure washers.

MODEL 29017

**QUICK COUPLER MALE PLUG**

Quick coupler to male NPT threads. Plated steel construction, 300° F (149° C) max temperature rating, and 4000 PSI pressure rated. For use with most pressure washers.

<u>MODEL</u>	<u>DESCRIPTION</u>
29022	1/4" QUICK COUPLER PLUG, 1/4" MALE NPT
29024	3/8" QUICK COUPLER PLUG, 3/8" MALE NPT

**QUICK COUPLER FEMALE PLUG**

Quick coupler to female NPT threads. Plated steel construction, 300° F (149° C) max temperature rating, and 4000 PSI pressure rated. For use with most pressure washers.

<u>MODEL</u>	<u>DESCRIPTION</u>
29023	1/4" QUICK COUPLER PLUG, 1/4" FEMALE NPT
29025	3/8" QUICK COUPLER PLUG, 3/8" FEMALE NPT



SEWER NOZZLE, 1/4" NPT, SIZE 5.0 ORIFICE
Stainless steel construction, 300° F (149° C) max temperature rating, and 5075 PSI pressure rated. For use with most pressure washers.

MODEL 29026



SEWER NOZZLE, 1/8" NPT, SIZE 5.0 ORIFICE
Stainless steel construction, 300° F (149° C) max temperature rating, and 5075 PSI pressure rated. For use with most pressure washers.

MODEL 29027



ROTATING SEWER NOZZLE, 1/4" NPT, SIZE 5.0 ORIFICE
Stainless steel and brass construction, 300° F (149° C) max temperature rating, and 4000 PSI pressure rated. For use with most pressure washers.

MODEL 29028



ROTATING TURBO NOZZLE

Rotating turbo nozzles are essentially a 0° nozzle that rotates around to clean a larger area than a normal 0° blasting nozzle would. 1/4" female NPT inlet, brass construction, and 212° F (100° C) max temperature rating. For use with most pressure washers.

<u>MODEL</u>	<u>DESCRIPTION</u>
29029	TURBO NOZZLE, SIZE 4.0, 4000 PSI
29030	TURBO NOZZLE, SIZE 4.0, 5100 PSI



TURBO NOZZLE FILTER

1/4" quick connect filter protects your turbo nozzle from sediment or other debris in your water line. Stainless steel and brass construction, 190° F (88° C) max temperature rating, and 5075 PSI pressure rated. For use with most pressure washer turbo nozzles.

MODEL 29031



PRESSURE WASHER REPLACEMENT SPRAY GUN
3/8" female NPT inlet, 1/4" female NPT outlet, 300° F (149° C) max temperature rating, and 4000 PSI pressure rated. For use with most pressure washers.

MODEL 29032



36" PRESSURE WASHER LANCE WITH MOLDED GRIP
Molded grip for comfort, 1/4" male NPT inlet and outlet, plated steel construction, 300° F (149° C) max temperature rating, and 5100 PSI pressure rated. For use with most pressure washers.

MODEL 29033



REPLACEMENT SIDE HANDLE FOR LANCE
For use with any 1/4" pressure washer lance.

MODEL 29035



SOAP STRAINER
Works with 1/4" and 3/8" hoses to prevent debris from entering pressure washer pump. For use with most pressure washers.

MODEL 29036



INLINE WATER STRAINER
Prevents sediment or debris from entering pressure washer pump. Standard female hose (GHT) connection inlet, 1/2" male NPT outlet. For use with most pressure washers.

MODEL 29037



HIGH PRESSURE REPLACEMENT HOSE, 3/8" X 50', 4000 PSI
 Heavy rubber jacket will provide years of service. 3/8" male NPT inlet and outlet, 212° F (100° C) max temperature rating, 4000 PSI pressure rated, and heavy bend protectors at each end. For use with most pressure washers.

MODEL 29038



PRESSURE WASHER REPLACEMENT HOSES
 M22 female inlet and outlet couplers, 212° F (100° C) max temperature rating, and 2600 PSI pressure rated. For use with most pressure washers.

<u>MODEL</u>	<u>DESCRIPTION</u>
29039	REPLACEMENT HOSE, 1/4" X 25', 2600 PSI
29040	REPLACEMENT HOSE, 1/4" X 50', 2600 PSI



WE OFFER SEVERAL ASSORTMENTS INCLUDING POWER PANEL SETS FOR OUR PRESSURE WASHER ACCESSORIES.

Model	Page	Model	Page	Model	Page	Model	Page	Model	Page	Model	Page
22001	71	22042	76	22089	37	23051	23	23104	19	23224	16
22002	71	22044	75	23000	15	23052	23	23105	19	23225	16
22003	71	22045	64	23001	17	23053	23	23106	20	23226	16
22004	71	22046	64	23002	17	23054	23	23107	20	23227	16
22005	71	22047	64	23003	17	23055	23	23108	20	23228	16
22006	71	22048	64	23007	16	23056	23	23109	20	23229	16
22007	71	22049	65	23008	16	23057	23	23110	15	23230	16
22008	72	22050	66	23009	16	23058	23	23111	20	23240	11
22009	72	22051	66	23010	16	23059	23	23112	20	23241	11
22010	72	22053	13	23011	16	23060	23	23113	20	23242	12
22011	72	22054	13	23012	18	23061	24	23114	20	23243	11
22012	72	22055	13	23013	19	23062	24	23115	20	23244	11
22013	72	22057	14	23014	19	23063	25	23120	27	23245	11
22014	80	22058	14	23020	13	23064	25	23121	27	23246	12
22015	80	22059	85	23021	13	23065	24	23123	27	23247	12
22016	80	22060	85	23022	14	23066	24	23124	27	23248	12
22017	80	22061	35	23023	14	23068	25	23142	28	23249	12
22018	80	22062	35	23024	14	23069	25	23143	28	23250	12
22019	79	22063	35	23025	17	23070	22	23144	28	23251	12
22020	78	22064	35	23026	17	23072	23	23145	28	23253	12
22021	78	22065	36	23030	21	23073	25	23146	28	23254	12
22022	17	22066	36	23031	21	23074	25	23150	17	23255	16
22023	18	22067	59	23032	21	23075	22	23151	17	23256	12
22024	61	22068	51	23033	21	23076	25	23152	17	23257	12
22025	86	22070	51	23034	21	23077	25	23153	17	23258	11
22026	86	22071	21	23035	21	23078	22	23154	17	23300	21
22027	15	22072	21	23036	21	23080	18	23160	26	23301	21
22028	26	22073	22	23037	21	23081	18	23161	26	23302	21
22029	16	22074	22	23038	21	23082	18	23162	22	23303	22
22030	16	22075	22	23039	22	23090	14	23163	22	23304	22
22031	60	22076	22	23040	22	23092	14	23164	22	23305	22
22032	60	22077	22	23041	22	23093	14	23165	22	23306	22
22033	60	22078	22	23042	22	23094	14	23200	1	23307	23
22034	61	22079	23	23043	22	23095	14	23201	1	23308	23
22035	75	22080	23	23044	22	23096	15	23202	15	23309	23
22036	75	22081	23	23045	22	23097	15	23203	1	23310	23
22037	75	22082	19	23046	23	23098	15	23204	1	23311	25
22038	75	22083	19	23047	23	23100	19	23220	16	23312	25
22039	76	22084	19	23048	23	23101	19	23221	16	23313	24
22040	75	22087	62	23049	23	23102	19	23222	16	23314	24
22041	76	22088	38	23050	23	23103	19	23223	16	23315	24

INDEX



Model	Page	Model	Page	Model	Page	Model	Page	Model	Page	Model	Page
23316	24	24056	36	24140	58	24190	26	25031	65	26021	71
23317	26	24057	36	24141	58	24191	26	25040	64	26022	71
24000	52	24058	37	24142	58	24192	26	25041	64	26023	71
24001	51	24059	37	24143	58	24200	46	25042	64	26024	73
24002	51	24060	37	24144	58	24201	46	25043	64	26025	73
24003	51	24061	37	24145	58	24202	48	25044	64	26030	71
24004	51	24070	37	24146	58	24203	47	25045	64	26031	72
24005	51	24071	37	24147	58	24204	48	25050	65	26032	72
24006	51	24072	37	24150	53	24205	49	25051	65	26033	72
24008	52	24073	37	24151	53	24206	44	25052	64	26034	72
24010	56	24074	37	24152	53	24207	49	25053	64	26035	71
24011	56	24075	37	24153	53	24208	48	25054	64	26040	82
24012	59	24076	37	24154	53	24209	47	25055	64	26041	82
24013	59	24077	37	24155	53	24210	48	25064	67	26042	82
24020	35	24078	37	24156	53	24211	46	25080	62	26043	82
24021	35	24079	37	24157	53	24212	46	25081	62	26044	82
24022	35	24085	38	24158	53	24213	49	25082	62	26045	82
24023	35	24086	38	24159	53	24214	49	25083	62	26050	76
24024	35	24088	38	24160	54	24215	48	25084	63	26051	76
24025	35	24089	38	24161	54	24216	47	25085	63	26052	75
24026	35	24091	38	24162	54	24217	46	25086	63	26053	76
24027	35	24092	38	24163	54	24220	56	25087	63	26054	77
24028	35	24100	58	24164	54	24221	56	25088	63	26055	77
24029	35	24101	58	24171	54	24222	57	25089	63	26060	78
24030	35	24102	58	24172	60	24223	57	25090	63	26061	78
24031	35	24103	58	24173	60	24224	57	25091	63	26062	78
24032	35	24104	58	24174	61	24225	57	26000	70	26063	78
24033	35	24110	59	24175	61	24226	57	26001	70	26064	78
24034	35	24111	59	24176	61	25000	68	26002	70	26065	78
24035	35	24112	59	24177	54	25001	67	26003	70	26070	78
24040	36	24113	59	24178	54	25002	67	26004	70	26071	78
24041	36	24122	55	24180	51	25003	67	26005	70	26072	79
24042	36	24123	55	24181	51	25012	66	26006	70	26073	79
24043	36	24124	55	24182	51	25020	68	26007	70	26074	79
24044	36	24125	55	24183	51	25021	68	26009	70	26080	79
24050	36	24126	55	24184	52	25022	68	26015	71	26081	79
24051	36	24127	55	24185	52	25025	62	26016	71	26082	79
24052	36	24128	55	24186	52	25026	62	26017	71	26083	79
24053	36	24129	55	24187	26	25027	62	26018	71	26084	79
24054	36	24130	55	24188	26	25028	63	26019	71	26085	79
24055	36	24131	56	24189	26	25030	65	26020	71	26086	80

Model	Page	Model	Page	Model	Page	Model	Page	Model	Page	Model	Page
26087	80	26141	82	26204	77	26277	81	27032	88	28014	94
26088	80	26142	82	26205	77	26278	81	27033	88	28015	93
26090	80	26143	82	26206	77	26279	71	27034	88	28016	94
26091	80	26144	82	26207	76	26280	71	27035	88	28017	95
26092	80	26145	82	26208	76	26281	73	27040	88	28018	93
26093	81	26146	82	26209	75	26282	73	27050	91	28019	93
26094	81	26150	83	26210	75	26284	73	27051	91	28020	94
26095	81	26151	83	26211	75	26285	73	27100	89	28021	93
26096	81	26152	83	26212	76	26287	78	27101	89	28022	94
26097	81	26153	83	26213	75	26288	78	27102	89	28023	94
26098	81	26154	83	26218	78	26289	80	27103	89	28024	94
26099	81	26155	83	26219	80	26290	74	27104	89	28025	95
26100	81	26156	83	26220	79	26291	74	27105	89	28026	95
26101	81	26157	83	26221	79	26292	74	27106	89	28027	94
26102	81	26158	83	26222	80	26296	71	27107	89	28028	94
26103	81	26159	83	26223	79	26297	81	27108	89	28029	94
26104	81	26160	83	26224	79	26298	81	27109	89	28030	95
26110	81	26161	83	26226	79	26299	81	27110	89	28031	96
26111	81	26165	83	26231	72	27000	91	27111	89	28032	96
26112	81	26166	83	26232	74	27001	85	27112	90	28033	96
26113	81	26167	83	26233	73	27002	85	27113	90	28034	96
26114	81	26168	83	26234	73	27003	85	27114	90	28035	96
26115	81	26169	83	26238	84	27004	85	27115	90	28036	97
26116	81	26175	84	26239	84	27005	85	27116	90	28037	97
26117	81	26176	84	26240	74	27006	85	27117	90	28038	97
26118	81	26178	84	26241	74	27008	87	27207	90	28039	97
26120	82	26179	84	26242	74	27009	87	27208	90	28040	97
26121	82	26180	84	26243	71	27010	86	28000	92	28041	98
26122	82	26181	83	26244	71	27011	87	28001	92	28042	108
26123	82	26182	83	26245	71	27012	88	28002	92	28046	98
26124	82	26190	69	26246	71	27013	88	28003	92	28047	98
26125	82	26191	69	26247	71	27014	88	28004	92	28048	99
26126	82	26192	69	26248	73	27015	88	28005	92	28049	99
26130	82	26193	69	26249	71	27016	87	28006	92	28050	99
26131	82	26194	69	26250	73	27018	87	28007	92	28051	99
26132	82	26195	69	26252	81	27020	86	28008	92	28052	100
26133	82	26196	69	26253	79	27022	86	28009	93	28053	99
26134	82	26200	76	26271	73	27023	86	28010	93	28054	100
26135	82	26201	77	26272	73	27024	87	28011	92	28055	100
26136	82	26202	77	26274	73	27030	88	28012	93	28056	100
26140	82	26203	77	26276	81	27031	88	28013	93	28057	100

INDEX



Model	Page	Model	Page	Model	Page	Model	Page
28058	100	28105	108	29011	110	50100	43
28059	100	28106	108	29012	110	50300	50
28060	101	28108	98	29013	110	50302	50
28061	101	28109	98	29014	110	AC300	9
28062	101	28110	92	29015	111	ACDC300/200	10
28063	101	28111	92	29016	111	GTORCH	44
28064	102	28112	92	29017	113	HH-1	34
28065	102	28113	93	29018	113	MM-0	29
28066	102	28114	93	29019	113	MM-1	29
28067	102	28115	94	29020	113	VH-1	32
28068	103	28116	94	29021	113	VHD-1	33
28069	103	28117	94	29022	113	VTK-HD-A	31
28070	103	28118	97	29023	113	VTK-MD-C	30
28071	103	28119	97	29024	113	WC100	13
28072	102	28130	92	29025	113		
28079	104	28131	92	29026	114		
28080	104	28132	92	29027	114		
28081	104	28133	93	29028	114		
28082	104	28134	93	29029	114		
28083	104	28135	94	29030	114		
28084	105	28136	94	29031	114		
28085	105	28137	94	29032	115		
28086	105	28138	97	29033	115		
28087	105	28139	98	29035	115		
28088	105	28140	103	29036	115		
28089	105	28141	103	29037	115		
28090	105	28142	103	29038	116		
28091	105	28143	103	29039	116		
28092	105	28144	103	29040	116		
28093	106	28903	109	100G	40		
28094	106	29000	111	100GKIT	41		
28095	106	29001	111	100MC	45		
28096	106	29002	111	125WFG	2		
28097	106	29003	111	135WFG	3		
28098	106	29004	112	135WFGK	4		
28099	106	29005	112	175WFG	5		
28100	107	29006	112	175WFGK	6		
28101	107	29007	112	250WFG	7		
28102	107	29008	112	500G	39		
28103	107	29009	110	500GKIT	41		
28104	108	29010	110	50G	42		

KDAR Company, and its affiliates, warrants that all products covered under this warranty are free from defects in material and workmanship for up to two years from the date of purchase (warranty time period varies with products). This warranty is extended to the original purchaser who uses the product in a consumer application (personal, residential, or household usage). All products covered under this limited warranty which are used in commercial applications (i.e. income producing or service related) are warranted to be free from defects in material and workmanship for 90 days from the date of original purchase.

KDAR Company, and its affiliates, will repair or replace, at KDAR's sole discretion, parts found to be defective in material or workmanship within the warranty period. Warranty service will be scheduled according to the normal work flow and business hours of the service center doing the work as well as the availability of replacement parts. All decisions from KDAR Company regarding this limited warranty shall be final.

Original Purchaser's Responsibility:

1. Retain the original cash register receipt as proof of purchase.
2. Follow manual instructions regarding the care and operation of your equipment.
3. If warranty work is required, **DO NOT RETURN PRODUCTS TO THE RETAILER.** Contact KDAR Company for instructions. Visit www.hotmaxtorches.com or call KDAR Company M-F 8AM-5PM CST to locate the nearest Authorized Service Center.

Not Covered:

1. Transportation charges for sending or delivering the product to the Authorized Service Center or returning the repaired or replacement product back to the customer. These charges are the responsibility of the customer.
2. Damages caused by ordinary wear, abuse, rain, freeze damage, negligence, accident, or failure to operate or maintain the products in accordance with the instructions in the operator's manual or instructions supplied with the products.
3. Damage caused by unauthorized repair or alterations.

Exclusions and Limitations:

KDAR Company makes no other warranty of any kind, express or implied. Implied warranties, including warranties of merchantability and of fitness for a particular purpose, are hereby disclaimed. The warranty service described above is the exclusive remedy under this warranty; liability for incidental and consequential damages is excluded to the extent permitted by law.

This warranty gives you specific legal rights, and you may have other rights which vary from state to state. Some states do not allow a disclaimer of implied warranties, or the exclusion of incidental and consequential damages, so the above disclaimers and exclusions may not apply to you.

For warranty service or to obtain service parts or accessories:

Call : (636) 493-9920 M-F 8 to 4:30 PM, CST

Visit: www.hotmaxtorches.com

Write: KDAR Company

3671 New Town Blvd

St. Charles, MO 63301

Distributed by:



www.hotmaxtorches.com