

















Application	Product list	Page	Product list	Page
<b>Cleaning</b> 	 Scratch brushes	77-80	 Wire duster	83
	 Block brushes	80-81	 Parts cleaning brushes	103
	 Chip brushes	82-83	 Spoke and grill brushes	103
	 Squeegees	91-92	 Internal/external tube fitting brushes	101
	 Hand tube brushes	99	 Platers and molders brushes	102
	 Pipe and flue brushes	100		
<b>Washing</b> 	 Squeegees	91-92	 Sidewall brushes	103
	 Handles and accessories	89, 93-94	 Deck and hand scrub brushes	97
	 Car and truck wash brushes	95	 Fender brushes	98
	 Bottle brushes	96	 Can swabbing brushes	96
<b>Sweeping</b> 	 Chip brushes	82-83	 Wire duster	83
	 Floor sweeps	84-89	 Whisk brooms	90
	 Handles and accessories	89, 93-94	 Counter dusters	95
	 Upright brooms	90		
<b>Painting and surface coating</b> 	 Chip brushes	82-83	 Paint brushes	104-106
	 Acid brushes	83	 Bent handle radiator brush	106
	 Whitewash brushes	108	 Foam brushes	105
	 Masonry brushes	108	 Rollers	109-111
	 Fitch marking brushes	106	 Roller frames	110-111
	 Stencil brushes	107	 Paint trays	112
	 Sash brushes	107		

### Filament composition – maintenance brushes

Natural filaments		
Includes animal hair and vegetable fibers. Generally less expensive than synthetics, vegetable fibers are excellent in wet and dry applications.		
<b>African bass</b>		Very coarse vegetable fibre with good flexibility. Used primarily in street brooms, African bass is very durable, water resistant, and can be used on any wet or dry concrete surface. Its light weight and excellent sweeping action make it a favorite of maintenance crews. Often used with other fibers as a blend.
<b>Bassine</b>		Coarse and stiff natural fibers from India palms, Bassine is a superior quality palmyra most commonly used in heavy floor cleaning and stiff scrubbing products. Bassine is a durable, low cost fibre ranging in colour from dark brown to black.
<b>Horsehair</b>		Soft to slightly stiff characteristics and good resilience. Soft, scratchless, fine dry sweeping. Horsehair is the most effective filament for cleaning smooth, highly polished surfaces. Also used to finely smooth newly poured concrete. Not recommended for use on wet or oily surfaces. Used with other fibers as a blend.
<b>Palmyra</b>		A cinnamon-brown coloured vegetable fibre derived from the leaf stalks of the palmyra palm tree in India. Palmyra is a durable, medium stiff fibre tough enough for heavy sweeping. Stiff, water-resistant palmyra is used in garage floor sweeps, scrub brushes, and more.
<b>Tampico</b>		Soft to medium bristle with very good durability. Distinctive liquid holding and release properties; absorbs more water than synthetic filaments. Superior for general sweeping, and in all applications requiring liquid retention, scrubbing and surface finishing. Used alone or blended, it is highly resistant to heat, solvents and chemicals.
<b>Union mix</b>		A blend of fibers, usually tampico and palmyra. Provides a medium stiff filament texture for use in a variety of applications, especially scrubbing.
Synthetic filament		
An alternative to natural filaments, man-made materials are frequently the best choice for durability, effectiveness and versatility.		
<b>Polyester</b>		Wear-resistant, very soft fibre that resists acid, heat, oil and most solvents. Provides a soft brushing surface when flagged. Offers excellent abrasion resistance and tear/break strength. Choice fibre selection for general use and for extreme exposure to cleaning chemicals. Withstands temperatures up to 350°F.
<b>Polypropylene</b>		Strong, lightweight, resistant to oil solvents and detergents. Excellent for sweeping stubborn dirt. Rot, fungus and mildew resistant. Will not mat or load. Commonly used in floor sweeps and scrub brushes. Available in straight or crimped filament. Crimped filament is best for wet applications. Withstands heat up to 225°F.
<b>Polystyrene</b>		Heavier than Polypropylene, it is also durable, long wearing, excellent flexibility, resistant to moisture and many solvents. Heat resistant up to 180°F. Available crimped for superior performance in wet applications, or flagged for a softer brushing surface. Used in sweeps, scrub and wash brushes, utility scrubs, and more.
<b>Nylon</b>		Very resilient and durable, resistant to most common chemicals. Withstands temperatures up to 350°F. It features excellent shear/break strength and bend recovery. Filament may be straight, crimped or flagged. Available in a wide range of diameters, textures, shapes and lengths. Used in both mechanical and maintenance applications.
Wire filament		
Selected due to its ability to conform to irregular surfaces as well as for its stiffness, bend recovery, and long life.		
<b>Tempered carbon steel</b>		Provides excellent abrasion and wear resistance, along with high flexing action. High strength filament able to remove heavy buildups. Good bend recovery. Available in crimped and knotted configurations. Available in both round and flat wire.
<b>Stainless steel (INOX)</b>		Corrosion resistant, non-rusting material works well with chemicals and solvents. Features excellent bend recovery with a high level of abrasion and wear resistance. Stainless steel brushes in this catalogue are produced with 302 stainless steel wire (INOX). 316 stainless steel wire (INOX) available upon request. For more information about stainless steel, see stainless steel (INOX) overview on page 14.
<b>Brass/bronze</b>		Non-corrosive, flexible filaments that provide a high degree of abrasion, but are softer than stainless steel or carbon steel to clean surfaces without damaging them. Great for grills, tire sidewalls and other metal equipment that is heavily soiled but cannot sustain heavy scratches.



### Scratch brushes

PFERD scratch brushes are manufactured to exacting standards on state-of-the-art production equipment. This ensures that all wire tufts are precision-located in the block to ensure uniform and consistent brushing performance, and long service life.

PFERD premium hardwood scratch brush blocks are kiln-dried to keep wire tufts firmly in place, and hand-selected to ensure straightness and quality.

A complete offering of molded synthetic handle scratch brushes is now available. Synthetic handle brushes won't rot, splinter or crack over time – providing good longevity.

Optional scraper (1-7/16" wide) for loosening especially difficult material.




Quality scratch brushes for maintenance applications. Removal of rust, paint, scale, dirt and other debris. Cleans metal parts, threads and much more.

### Curved handle, hardwood



EDP 85002


Wire rows	Brush part length [Inches]	Block size l x w [Inches]	Trim length [Inches]	Wire type and EDP number			
				.012 Carbon steel	.012 Stainless steel	.010 Bronze	
<b>Wooden block – without scraper</b>							
3 x 19	6-1/4	13-3/4 x 7/8	1-3/16	85002	85004	85005	12
4 x 19	6-1/4	13-3/4 x 1-1/8	1-3/16	85006	85008	85009	12
<b>Wooden block – with scraper</b>							
3 x 19	6-1/4	13-3/4 x 7/8	1-3/16	85003	-	-	12
4 x 19	6-1/4	13-3/4 x 1-1/8	1-3/16	85007	-	-	12

Effective for cleaning pipe threads and welds. Also for removal of rust, paint, dirt, and debris. Popular in the oil and gas industries.

### Shoe handle, hardwood




EDP 85034

Wire rows	Brush part length [Inches]	Block size l x w [Inches]	Trim length [Inches]	Wire type and EDP number			
				.012 Carbon steel	.012 Stainless steel	.010 Bronze	
<b>Wooden block – without scraper</b>							
2 x 17	5	10 x 5/8	1-3/16	85030	85031	-	12
4 x 16	5	10-1/4 x 1-1/8	1-3/16	85033	85035	85036	12
<b>Wooden block – with scraper</b>							
4 x 16	5	10-1/4 x 1-1/8	1-3/16	85034	-	-	12

# Maintenance brushes

## Scratch brushes


### Curved handle, synthetic block



EDP 85016

Curved handle wire scratch brush with synthetic block that won't splinter, crack or rot.




Wire rows	Brush part length [Inches]	Block size l x w [Inches]	Trim length [Inches]	Wire type and EDP number			
				.012 Carbon steel	.012 Stainless steel	.010 Bronze	
<b>Synthetic block – without scraper</b>							
3 x 19	6-1/4	11 x 1-5/8	1-1/2	85012	85014	85015	12
4 x 19	6-1/4	13-3/4 x 1-1/8	1-3/16	85016	85018	-	12

### Shoe handle, synthetic block




EDP 85037

Shoe handle wire scratch brush with synthetic block that won't splinter, crack or rot.


Wire rows	Brush part length [Inches]	Block size l x w [Inches]	Trim length [Inches]	Wire type and EDP number			
				.012 Carbon steel	.012 Stainless steel	.010 Bronze	
<b>Synthetic block</b>							
4 x 16	5	10-1/4 x 1-1/8	1-3/16	85037	85039	85040	12


### Curved handle/shoe handle, economy line



EDP 85045

Value-priced brush for maintenance applications. Removal of rust, paint, scale, dirt and other debris. Cleans metal parts, threads and much more.




Wire rows	Brush part length [Inches]	Block size l x w [Inches]	Trim length [Inches]	Wire type and EDP number		
				.012 Carbon steel	.012 Stainless steel	
<b>Curved handle – economy line</b>						
3 x 19	6	13-3/4 x 7/8	1-3/16	85045	85047	12
4 x 18	6	13-3/4 x 1	1-3/16	85048	85050	12
<b>Shoe handle – economy line</b>						
4 x 16	5	10 x 1	1-3/16	85051	85053	12

Heavy-duty scratch brush with wood handle and scraper attachment.

**Straight handle with scraper**



EDP 85071

Wire rows	Brush part length [Inches]	Block size l x w [Inches]	Trim length [Inches]	Wire type and EDP number		
				.012 Carbon steel		
4 x 11	4-1/2	11 x 1-5/8	1-1/2	85071		12




Designed for cleaning in tight bevels and other narrow grooves and channels.

**V-Groove**



EDP 85010

Wire rows	Brush part length [Inches]	Block size l x w [Inches]	Trim length [Inches]	Wire type and EDP number		
				.012 Carbon steel	.012 Stainless steel	
3 x 14	5-1/4	13-3/4 x 1-1/8	1-1/2	85010	85011	12




Solid bent hardwood block, excellent for spot cleaning small welds.

**Welder's toothbrush, wooden handles**



EDP 85054

Wire rows	Brush part length [Inches]	Block size l x w [Inches]	Trim length [Inches]	Wire type and EDP number			
				.006 Carbon steel	.006 Stainless steel	.006 Brass	
3 x 7	1-1/2	7-1/2 x 1/2	1/2	85054	85055	85056	36


Wire hand-laced in wooden block.

Laced-back construction eliminates the need for staples which may loosen over time.

**Welder's toothbrush, wooden handles, laced back**



EDP 85058

Wire rows	Brush part length [Inches]	Block size l x w [Inches]	Trim length [Inches]	Wire type and EDP number		
				.006 Carbon steel	.006 Stainless steel	
3 x 7	1-1/2	7-1/2 x 1/2	1/2	85058	85059	36

# Maintenance brushes

## Scratch brushes

**Welder's toothbrush, plastic handles**



EDP 85060


Bent handle with comfortable grip won't rot, crack, or splinter.

The double headed brush conveniently combines more aggressive and lighter cleaning in one brush.

**Welder's toothbrush, plastic handles, double-headed**



EDP 85063


Wire rows	Brush part length [Inches]	Block size l x w [Inches]	Trim length [Inches]	Filament type and EDP number					
				.006 Stainless steel	.006 Stainless steel/Nylon	.006 Brass	.006 Brass/nylon	.012 Nylon	
<b>Plastic handles</b>									
3 x 7	1-1/2	7-1/2 x 1/2	1/2	85060	-	85061	-	85062	36
<b>Plastic handles – double-headed</b>									
3 x 7	1-1/2	7-1/2 x 1/2	1/2	-	85063	-	85064	-	36

**Small cleaning, curved handles**



EDP 85065

Great for small area cleaning such as welding applications and intersections.

Wire rows	Brush part length [Inches]	Block size l x w [Inches]	Trim length [Inches]	Wire type and EDP number		
				.006 Stainless steel	.008 Brass	
2 x 9	2-1/2	8-5/8 x 1/2	1/2	85065	85067	36

## Block brushes

**Standard, straight back**



EDP 85081

**Standard, straight back**

Originally designed for butcher block cleaning, this block brush has been adapted to pipeline and industrial machine applications. Excellent for cleaning concrete forms. Features round steel and stainless steel (INOX) wires.


**Standard, curved back**

Curved back provides better control when brushing large, flat surfaces.

**Standard, curved back**




EDP 85084

Wire rows	Brush length [Inches]	Block width [Inches]	Trim length [Inches]	Wire type and EDP number		
				.012 Carbon steel	.012 Stainless steel	
<b>Standard – straight back</b>						
5 x 10	4-1/2	1-1/2	1-3/16	85081	-	12
6 x 19	7-1/4	2-1/4	1-3/4	85082	85083	12
<b>Standard – curved back</b>						
9 x 21	7-3/8	2-7/8	1-3/16	85084	-	12



Flat steel wire in hardwood block, good for pipeline and industrial machine applications.

**Flat wire, straight back**



EDP 85092

Wire rows	Block length [Inches]	Block width [Inches]	Trim length [Inches]	Wire type and EDP number	
				.105 x .017 Carbon steel	
5 x 10	7-3/4	2-5/8	1-1/4	85092	12



Flat wire block brush with handle for rough cleaning of large flat areas like brick work and concrete forms. Also used by farriers.

**Flat wire, jumbo**



EDP 85094

Wire rows	Block length [Inches]	Block width [Inches]	Trim length [Inches]	Wire type and EDP number	
				.105 x .017 Carbon steel	
8 x 12	9-1/4	3-3/4	1-1/4	85094	12



A refill brush for most chipping hammers. Mainly used for weld cleaning.

**Chipping hammer replacement brush**




EDP 85085

Wire rows	Block length [Inches]	Block width [Inches]	Trim length [Inches]	Wire type and EDP number	
				Carbon steel	
3 x 15	4-11/16	13-16	1-3/16	85085	12

Flat tempered steel wire mounted in hardwood block. The long trim length makes this brush ideal to remove sand from surface of castings.

**Flat wire, casting brushes**



EDP 85096


Wire rows	Block length [Inches]	Block width [Inches]	Trim length [Inches]	Wire type and EDP number	
				.017 x .059 Carbon steel	
5 x 10	7-3/4	2-5/8	2	85096	12
5 x 10	7-3/4	2-5/8	3	85097	12
5 x 10	7-3/4	2-5/8	4	85098	12



# Maintenance brushes

## Chip brushes

### File cleaning card and brush



Designed for easy removal of chips from clogged files. Rugged wooden handle with wear-resistant steel wire.


See our "Files" catalogue (section 201) for detailed information.



### Pipeline dauber brush



White tampico brush for hand-applying pipe coatings. Brush head 3-1/2" oval.


Brush length x width [Inches]	Block width [Inches]	Overall length [Inches]	Trim length [Inches]	Filament type and EDP number		
				Tampico filament		
3-1/2 x 5	2-9/16	17	2-1/4	85100		12

### Chip brushes



High volume/cost-effective brushes for a wide range of products including painting, gluing, touch-up, chip removal, parts cleaning, and other industrial applications. Economy quality white and black bristle. Wood handles.



Width [Inches]	Thickness [Inches]	Trim length [Inches]	Bristle type and EDP number		
			White bristle	Black bristle	
<b>Chip brushes</b>					
1/2	1/4	1 1/2	89695	89703	36
1	5/16	1-1/2	89696	89704	36
1-1/2	5/16	1-1/2	89697	89705	36
2	3/8	1-1/2	89698	89706	24
2-1/2	3/8	1-1/2	89699	89707	24
3	3/8	1-1/2	89700	89708	24
4	3/8	2-1/2	89701	89709	12
<b>Chip brushes – double thick</b>					
4	11/16	2-1/2	89702	89710	12




Small stiff wire brush with 100% metal construction for brushing hot metal and chip removal. No plastic or wood components, this brush will not burn or melt, and is ideal for environments where open flames may be present.

### Metal made loop handles



EDP 85124

Overall length [Inches]	Width [Inches]	Trim length [Inches]	Wire type and EDP number		
			Carbon steel	Stainless steel	
5-1/2	1-1/4	1/5/8	85124	85138	12




Flat face. Stiff black horsehair. High quality. This brush is ideal for applying coatings for small areas such as soldering flux to copper pipe.

### Tin handle acid brushes



EDP 89602

Width [Inches]	Trim length [Inches]	Overall length [Inches]	Filament type and EDP number		
			Black horsehair		
1/4	3/4	6	89601		144
3/8	7/8	6	89602		144
1/2	7/8	6	89603		144
9/16	1	6	89622		144
3/4	1	6	89604		144



Soft brushing action for cleaning metal chips and shavings.

### Wire duster



EDP 89559

Wire rows wide	Overall length [Inches]	Block size l x w [Inches]	Trim length [Inches]	Wire type and EDP number		
				Carbon steel		
4 x 8	5-3/4	2-3/4 x 1-1/8	2-3/8	89559		12

# Maintenance brushes

## Floor sweeps

### Wide selection of filaments

Stiffness, liquid retention, durability and cost are just a few of the characteristics that make certain fibers better for certain jobs. We offer many varieties of both natural and synthetic filaments in our maintenance brushes and floor sweeps.






### "Flagged" filament

Many brushes have "flagged" (also known as "feathered") bristles. Flagged bristles contain split ends which decrease stiffness and add liquid and dust retention properties. This soft, synthetic fibre is ideal for dusting, fine sweeping

of smooth surfaces and washing vehicles without scratching.

Please refer to the chart on page 76 of this catalogue for detailed information on all of our available filament types.


### Broom handle key

	Uses tapered handle
	Uses threaded handle
	Uses strip broom handle
	Uses contractor handle
	Compatible with FlexSweep handle








For additional information on broom handles and other accessories, please see pages 85-86.







## FlexSweep push brooms

Brush type	Broom handle	Description	Filament description	Block length [Inches]	Trim length [Inches]	EDP number	
------------	--------------	-------------	----------------------	-----------------------	----------------------	------------	---

FlexSweep handles flex on impact and absorb repetitive shock. Makes broom virtually unbreakable. Eliminates the need for braces which limits the accessibility of push brooms in tight spaces. Comes complete with block, FlexSweep handle, and hardware.

	<b>NEW</b>		Sanded hardwood. Durable stiff synthetic fibre with flared end, will outlast most natural fibers.	Brown plastic fill	16	5-1/4	85348	1
	<b>NEW</b>		Lacquered hardwood. Two threaded holes. Stiff palmyra fibre for wet or dry sweeping on rough concrete or wood floors.	Stiff palmyra fill	18	4	85320	1
	<b>NEW</b>		Lacquered hardwood. Two threaded holes. Excellent for shop and store use. Oil-resistant, washable black synthetic fill with crimped centre stock and straight casing.	Black synthetic fill	24	3	85236	1
	<b>NEW</b>		Lacquered hardwood. Two threaded holes. Brown plastic centre rows sweep coarse dirt while flagged-top plastic casing sweeps fine dust and grit. For smooth or rough floors with heavy dirt accumulation.	Brown plastic centre fill with flagged silver plastic casing	24	3	85241	1

Broom handle	Description	Filament description	Block length [Inches]	Trim length [Inches]	EDP number		Brush type
	Lacquered hardwood. 100% black horsehair bristles, for fine sweeping of smooth floors such as tile, linoleum, polished hardwood, etc. Two threaded holes.	100% black horsehair	24	3	89211	12	
			36	3	89213	12	
	Lacquered hardwood. High-quality sweep for best cleaning of fine dirt on smooth floors. Horsehair-nylon mix stapled into lacquered hardwood block with two threaded handle holes.	Horsehair/nylon mix	18	3	89214	12	
			24	3	89215	12	
			30	3	89216	12	
			36	3	89217	12	
	Lacquered hardwood. Flagged bristles for sweeping smooth, highly-polished floors and smooth concrete. Sweeps even the finest dust or grit. Two threaded holes.	Silver flagged-tip plastic	18	3	89222	12	
			24	3	89223*	12	
			30	3	89224*	12	
			36	3	89225	12	
	Foam plastic block with threads. Flagged bristles for sweeping smooth, highly-polished floors and smooth concrete. Sweeps even the finest dust or grit.	Silver flagged-tip plastic	18	3	89230	12	
			24	3	89231	12	

\*Pre-drilled to be compatible with the FlexSweep handle.



# Maintenance brushes

## Floor sweeps









Brush type	Broom handle	Description	Filament description	Block length [Inches]	Trim length [Inches]	EDP number	
		Lacquered hardwood. Two threaded holes. Excellent for shop and store use. Oil-resistant, washable black synthetic fill with crimped centre stock and straight casing.	Black synthetic fill	16	3	89233	12
				18	3	89234	12
				24	3	89236*	12
				36	3	89239	12
		Lacquered hardwood. Two threaded holes. Brown plastic centre rows sweep coarse dirt while flagged-top plastic casing sweeps fine dust and grit. For smooth or rough floors with heavy dirt accumulation.	Brown plastic centre fill with flagged silver plastic casing	18	3	89240	12
				24	3	89241*	12
				36	3	89243	12
		Lacquered hardwood. Two threaded holes. Black tampico fibre in a lacquered hardwood block.	Black tampico fill	18	2-5/8	89249	12
				18	3	89250	12
				24	2-5/8	89252*	12
				24	3	89253	12
				30	3	89255	12
		Lacquered hardwood. Two threaded holes. Popular broom has black tampico centre with horsehair casing.	Black tampico centre fill with horsehair casing	16	3	89259	12
				18	3	89260	12
				24	3	89261	12
				36	3	89263	12
		Foam plastic with threads. Black plastic bristles staple-set in foam plastic block. For wet or dry sweeping of rough or semi-smooth surfaces.	Black synthetic fill	18	3	89273	12
				24	3	89274	12
		Foam plastic with threads. Densely set yellow plastic bristles. For wet or dry sweeping. Excellent versatility, can handle fine dust or coarse debris.	Yellow synthetic fill	18	3	89277	12
				24	3	89278	12

\*Pre-drilled to be compatible with the FlexSweep handle.














Broom handle	Description	Filament description	Block length [Inches]	Trim length [Inches]	EDP number		Brush type
--------------	-------------	----------------------	-----------------------	----------------------	------------	---	------------

Heavy sweeping brooms are recommended for sweeping concrete and other rough surfaces such as pavement and factory floors. The working filament in these brushes tend to be larger in diameter and also feature longer trim length. These brooms are ideal for sweeping small stones, gravels and metal chips.

	Lacquered hardwood. Two threaded holes. Non-absorbent brown plastic filament may be used for wet or dry sweeping. Oil-resistant and easy to wash.	Brown/red plastic fill	16	3	89283	12	
			18	3	89285 <sup>†</sup>	12	
			24	3	89287 <sup>†*</sup>	12	
			36	3	89289	12	
	Lacquered hardwood. Two threaded holes. Stiff palmyra fibre for wet or dry sweeping on rough concrete or wood floors.	Stiff palmyra fill	18	4	89320*	12	
			24	4	89322*	12	
			30	4	89324	12	
			36	4	89325	12	
	Lacquered hardwood. Stiff black polypropylene fill is not affected by grease, water, or oil. For wet or dry sweeping of rough concrete or asphalt.	Stiff black polypropylene	18	4	89326	12	

Street brooms for most demanding applications. Features stiff filaments with longer trim. Street brooms can be used to texture concrete.

	Heavy-duty street broom. Sanded hardwood. Heavily filled with 5 rows of African bass fibre.	African bass fill	16	6-1/4	89343	12	
	Heavy-duty street broom. Sanded hardwood. Bass/palmyra mix for wet or dry sweeping of barns, streets, highway work, etc.	Bass/palmyra mix	16	6-1/4	89345	12	
			16	7-1/4	89346	12	
	Heavy-duty street broom. Sanded hardwood. Durable stiff synthetic fibre with flared end, will outlast most natural fibers.	Brown polypropylene fill	16	5-1/4	89348*	12	
			18	5-1/4	89349	12	
			24	5-1/4	89350	12	
	Heavy-duty street broom. Sanded hardwood. Dyed palmyra stalk with wide flared ends for sweeping close to curbs.	Red dyed palmyra fill	16	6-1/4	89351	12	
	Heavy-duty street broom. Sanded hardwood. Heavy-gauge orange plastic will not absorb mold, mildew, or water. Safety orange colour perfect for high visibility use.	Safety orange polypropylene fill	16	5	89353	6	
			18	5	89354	6	
			24	5	89355	6	
	Scraper attachment kit	8-1/2" long	-	-	89928	1	

<sup>†</sup> Pre-drilled for use with scraper attachment.


\*Pre-drilled to be compatible with the FlexSweep handle.







# Maintenance brushes

## Floor sweeps

















Brush type	Broom handle	Description	Filament description	Block length [Inches]	Trim length [Inches]	EDP number	
------------	--------------	-------------	----------------------	-----------------------	----------------------	------------	---



Floor sweeps, metal frame/economy, fine sweeping



		Tubular steel frame. Fine sweep for general industrial use. Tubular steel frame with high-quality, tough synthetic bristles.	Fine synthetic fill	24	3-1/4	89313	12
		Tubular steel frame. Medium sweep for general industrial use. Tubular steel frame with high-quality, tough synthetic bristles.	Medium synthetic fill	18	3-1/4	89314	12
				24	3-1/4	89315	12

Floor sweeps, hardwood block, coarse sweeping

		Lacquered hardwood block. Steel wire centre with shorter trim than surrounding tampico fibre fill. Added pressure engages wire with the brushing surface to penetrate heavy dirt and grease.	Round steel wire centre with black tampico border	18	2-7/8	89362	12
				24	2-7/8	89363	12
		Sanded hardwood. Flat wire broom features .017 x .059 tempered carbon steel wire. Especially effective for work on uneven, rough surfaces, as in road repair and steel millwork.	.017 x .059 tempered flat carbon steel wire	14	5	89370	12
				16	5	89381	12

Broom handle	Description	Filament description	Block length [Inches]	Trim length [Inches]	EDP number		Brush type
	Lacquered hardwood. Fine sweep for smooth, highly polished floors and smooth concrete. Will sweep finest dust or grit.	Silver flagged-tip plastic fill	18	3	89294	1	
			24	3	89295	1	
			30	3	89296	1	
	Lacquered hardwood. Medium sweep for wood, concrete, asphalt, tile, etc.	Selected black tampico fill	24	3	89298	1	
	Lacquered hardwood. Coarse plastic centre with fine flagged border rows. For dry sweeping of smooth or rough floors with heavy dirt buildup.	Coarse brown plastic with silver flagged-tip border	24	3	89301	1	
			30	3	89302	1	
	Lacquered hardwood. Coarse sweep with tough palmyra fill for wet or dry sweeping of rough or smooth concrete, driveways, and floors.	Brown palmyra fill	24	4	89304	1	
			36	4	89306	1	
	Lacquered hardwood. Coarse sweep for wet or dry sweeping of concrete and asphalt. Also good for wet floors such as in creameries and industrial settings.	Coarse brown plastic fill	24	3	89308	1	

Description	Handle length [Feet]	Handle diameter [Inches]	EDP number		Handle type
Contractor style handle features malleable metal connector on high-grade lacquered hardwood pole. For use with contractor series push brooms.	5	1-1/8	89901	12	<b>Contractor handle</b> 






Description	Item type	EDP number		Handle type
This sturdy, reusable steel brace clamps around the handle and fastens to the block with screws. Adds strength and stability. Especially useful with contractor handle.	Heavy duty	89922	1	<b>Handle brace, heavy duty</b> 



# Maintenance brushes

## Upright brooms and whisk brooms



Brush type	Description	Filament description	Handle type	Sweep width [Inches]	Overall length [Inches]	EDP number	
<b>Upright brooms</b>							
	Handle with chiseled end. Track brooms feature a narrow face for softer sweeping. This broom has a steel chisel handle end for tough-to-remove debris such as chewing gum. One reinforcing wire band.	Bass fibre	1-1/8 dia. x 39	10	55	89374	6
	Bass fibre for wet or dry sweeping on rough floors. Compact for use in narrow areas. Three stitched rows.	Bass fibre	1-1/8 dia. x 39	10-1/2	53	89375	6
	Selected corn filament for light sweeping on smooth floors. Compact broom with three twine sews and one wire band for long life. Three stitched rows.	Selected corn	7/8 dia. x 37	10	56	89376	12
			1-1/8 dia. x 37	11	56	89377	12
<b>Whisk brooms</b>							
	Metal cap with ring. Use on dust, lint and fine dirt in office, factory or home. Topped by convenient hanging ring. Three stitched rows.	Selected corn	Metal cap with ring	4-1/2	10	89378	12
	Wire loop handle. Economical whisk for multi-purpose dusting. Twisted-in wire construction, loop handle. One reinforcing wire band.	Palmyra fill	Wire loop handle	4-1/2	10	89379	12
	Wooden handle. For heavy duty cleaning. Has a wood handle grip. One reinforcing wire band.	Stiff natural fill	Wood grip handle	4-1/2	9-3/4	89380	12






For pushing debris and liquids from concrete, tile, linoleum, etc. to achieve a clean, dry surface.


Features red gum blade with medium flexibility.

### Floor squeegees, standard duty



EDP 89471

Overall width [Inches]	Frame plating	Blade material	Handle type	Blade size w x d [Inches]	EDP number	
18	Steel	Red gum		2 x 3/16	89471	12
24	Steel	Red gum		2 x 3/16	89472	12








Premium performance squeegee features superior construction and heavier blade for industrial use.

Can be used to clean up chemical or petroleum based spills. Blade is securely fastened with machine screws.

### Floor squeegees, heavy duty



EDP 89475

Overall width [Inches]	Frame plating	Blade material	Handle type	Blade size w x d [Inches]	EDP number	
18	Cadmium steel	Neoprene		2 x 1/4	89473	12
24	Cadmium steel	Neoprene		2 x 1/4	89474	12
30	Cadmium steel	Neoprene		2 x 1/4	89475	12
36	Cadmium steel	Neoprene		2 x 1/4	89476	12





Premium construction for industrial use. Curved ends allow improved control of large amounts of liquid. 36" comes with a handle brace.

Features plated metal hardware and machine screws for longer service life.

### Floor squeegees, heavy duty, curved end



EDP 89479

Overall width [Inches]	Frame plating	Blade material	Handle type	Blade size w x d [Inches]	EDP number	
24	Cadmium steel	Neoprene		2-1/2 x 1/4	89478	6
30	Cadmium steel	Neoprene		2-1/2 x 1/4	89479	6
36	Cadmium steel	Neoprene		2-1/2 x 1/4	89480	6

# Maintenance brushes

## Squeegees

### Window squeegees










EDP 89464

Plated steel frame and handle socket.




















Blade securely fastened with machine screws.

Non marking red gum blade is ideal for heavy duty use.



Overall length [Inches]	Frame plating	Blade material	Handle type	Blade size w x d [Inches]	EDP number	
6	Steel	Red gum		1 x 3/16	89464	6
8	Steel	Red gum		1 x 3/16	89465	6
10	Steel	Red gum		1 x 3/16	89466	6
12	Steel	Red gum		1 x 3/16	89467	6
14	Steel	Red gum		1 x 3/16	89468	6
16	Steel	Red gum		1 x 3/16	89469	6





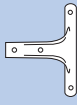












Description	Handle length [Feet]	Handle diameter [Inches]	EDP number		Handle type
<b>Wood handles</b>					
Wooden handles made of smooth, lacquered hardwood. Easily attach to push brooms.	4-1/2	15/16	89882	12	<b>Wood threads*</b>  
	5	15/16	89883	12	
	6	15/16	89884	12	
	4-1/2	1-1/8	89885	12	
	5	1-1/8	89886	12	
	6	1-1/8	89887	12	
Plastic thread model features plastic coating for fortifying wood threads.	5	15/16	89893	12	<b>Plastic threads*</b>  
Wooden handle made of smooth lacquered hardwood with threaded metal tip.	5	15/16	89889	12	<b>Metal threads*</b>  
	5	1-1/8	89891	12	
Tapered wood handle for use with pushbrooms, deck scrubs, window brushes, roof brushes and squeegees. Use with replaceable handle tips and handle braces.	4-1/2	1-1/8	89897	12	<b>Tapered end</b>  
	5	1-1/8	89899	12	
	6	1-1/8	89900	12	
<b>FlexSweep flexible handle</b>					
Flexible push-broom handle. Wooden handle with flexible rubber connector. Includes attachment hardware.	5-1/2	1-1/8	89930	3	<b>FlexSweep handle</b>  
<b>Aluminum/fibreglass handles</b>					
Metal "utility" quality metal extension pole has threaded end.	5	15/16	89905	12	<b>Metal threads*</b>  
Fibreglass professional quality extension pole. Fibreglass housing with aluminum extension.	4 to 8	1	89913	6	<b>Telescoping*</b>  
	6 to 12	1	89914	6	
Standard fibreglass broom handle with threaded plastic tip.	5	15/16	89915	12	<b>Fibreglass*</b>  
"Flo-Thru" handle for use with window and wash brushes. Attaches to standard hose for continuous water flow. Includes on/off control valve and combination tapered/threaded end.	5	7-8	89919	12	<b>"Flo-Thru"*</b>  

\*All threaded broom handles are equipped with standard 3/4" acme thread.

# Maintenance brushes

## Handles and accessories



Handle type	Description	Handle length [Feet]	Handle diameter [Inches]	EDP number	
<b>Special purpose handles</b>					
<b>Brace attachment</b> 	 <p>Brace attachment handle features a reversible cast aluminum brace 7" wide. Attaches directly to brush block with wing nuts.</p>	5	1-1/8	89902	12
<b>Contractor handle</b> 	 <p>Contractor style handle features malleable metal connector on high-grade lacquered hardwood pole. For use with contractor push broom series.</p>	5	1-1/8	89901	12
<b>Metal frame broom handle</b> 	 <p>Metal frame broom handle.</p>	5	1-1/8	89903	12
Handle tip type	Description	Item size [Inches]	EDP number		
<b>Plastic threads*</b> 	<p>Convenient replacement tips, threaded plastic.</p>	15/16 (dia.)	89923	12	
<b>Metal threads*</b> 	<p>Metal clamp-on threaded tip converts tapered poles to threaded.</p>	15/16 (dia.)	89925	1	
Brace type	Description	Item grade	EDP number		
<b>Handle brace, standard</b> 	<p>This brace fits on the underside of the handle between handle and block. Attaches easily with wing nuts. Brace is reusable.</p>	Standard	89921	1	
<b>Handle brace, heavy duty</b> 	<p>This sturdy, reusable steel brace clamps around the handle and fastens to the block with screws. Adds strength and stability. Especially useful with Contractor Handle.</p>	Heavy duty	89922	1	
Dust pan	Description	Item size [Inches]	EDP number		
<b>Metal hand dust pan</b> 	<p>Black metal dust pan is 20 gauge steel with enamel finish.</p>	12 (edge)	89876	12	
		16 (edge)	89877	12	

\*All threaded broom handle tips are equipped with standard 3/4" acme thread.



Counter brushes in three grades for convenient light cleaning and sweeping of small flat surfaces such as counters, table tops and work surfaces.

**Premium Line** is for very fine sweeping.

**Standard Line**, features extended flare at brush tip for better corner cleaning. Versatile, picks up fine dust as well as heavy dirt.

**Heavy duty** line brush for general use and coarse sweeping.

### Counter dusters

EDP 89390




EDP 89397



EDP 89400



Overall length [Inches]	Trim length [Inches]	Block type	Filament description	EDP number	
<b>Premium line – fine sweep</b>					
8	2-1/2	Wood block	Black horsehair	89390	12
8	2-3/4	Wood block	Black horsehair and nylon	89393	12
9	2-1/4	Wood block	Black horsehair	89394	12
9	2-1/2	Wood block	Black horsehair and nylon	89395	12
<b>Standard line – medium sweep</b>					
8	2-1/2	Plastic	Black horsehair and nylon	89397	12
<b>Heavy duty line – coarse/general purpose sweep</b>					
8	2-1/2	Plastic	Black tampico	89400	12
8	2-1/2	Wood block	Black tampico	89402	12
9	2-1/2	Plastic	Black tampico	89405	12



Wash brushes with staple set construction are great for cleaning all kinds of windows, glass surfaces, automotive surfaces, siding, decks.

Soft flagged synthetic filament will not scratch surfaces.

For use as hand-held brushes, or use with Flo-Thru handle for high-powered cleaning. Threaded hole on all brushes.

See page 93 for information on handles.




### Wash brushes

EDP 89449



EDP 89456




Block size [Inches]	Trim length [Inches]	Block type	Handle type	Filament description	EDP number	
<b>Window brush – round</b>						
4-1/2	2-1/2	Round plastic		Soft grey flagged synthetic fill	89449	6
<b>Car/truck wash brush</b>						
10 x 3	2-1/4	Molded plastic		Black and white flagged synthetic	89456	6

# Maintenance brushes

## Utility brushes




Durable wood handle or flexible wire handle, spiral wound tip brush is beneficial for deep cleaning of bottles and narrow, hard-to-reach interior spaces.

Overall length [Inches]	Handle type	Filament type	Brush part length [Inches]	Brush diameter [Inches]	EDP number	
15	Wood	Nylon	5	3 to 2-1/2	89432	12
18	Twisted in wire	Horsehair	6-1/2	2-3/4	89434	12
18	Twisted in wire	Horsehair	6-1/4	3	89435	12



Wood handle, spiral-wound tampico brush designed for cleaning multi-gallon cans and other containers.

Overall Length [Inches]	Handle Type	Filament Type	Brush Part Length [Inches]	Brush Diameter [Inches]	EDP Number	
25	Wood	Grey tampico	7	3-3/8	89438	1






For scrubbing floors made of wood, composite boards or concrete, decks. Home and industrial use.

See page 93 for information on handles.

### Deck brushes



EDP 89514

Brush size l x w [Inches]	Trim length [Inches]	Block type	Handle type	Filament description	EDP number	
<b>Regular fill 6 x 18 rows</b>						
10 x 2-3/4	2	Hardwood		Palmyra	89514	12
12 x 2-3/4	1-7/8	Hardwood		Palmyra	89515	12
<b>Heavy fill 6 x 18 rows</b>						
10 x 2-3/4	2	Hardwood		High density tampico	89516	12
10 x 2-3/4	2	Hardwood		Polypropylene	89517	12



Dependable ergonomically designed scrub brushes for general purpose scrubbing and cleaning. Removes paint, oil and other foreign substances off smooth and rough surfaces.


### Hand scrub brushes



EDP 89521



EDP 89530

Brush size l x w [Inches]	Trim length [Inches]	Block type	Filament description	EDP number	
<b>Pointed end</b>					
8-3/4 x 2-1/4	1-1/8	Hardwood	Palmyra	89519	12
8-3/4 x 2-1/4	1-1/8	Hardwood	White tampico	89521	12
8-3/4 x 2-1/4	1-1/8	Hardwood	Yellow polypropylene	89522	12
<b>Square end</b>					
8 x 2-3/4	1-1/4	Hardwood	Plastic fill	89526	12
8 x 2-3/4	1	Hardwood	Palmyra	89528	12
8 x 2-3/4	1-1/8	Hardwood with threaded hole	Palmyra	89529	12
8 x 2-3/4	1-1/8	Hardwood	White tampico	89530	12
<b>Hand/nail cleaning</b>					
5 x 1-1/2	3/4	Hardwood	Plastic	89532	12
5 x 1-1/2	3/4	Plastic	Plastic	89533	12



# Maintenance brushes

## Fender brushes


### Fender brushes




For general purpose scrubbing and industrial use on metal surfaces, specifically cans, auto fenders, wheel covers, hub caps, and car detailing.








Long handle version allows easy access for cleaning deep cavities.



Overall length [Inches]	Trim length [Inches]	Block type	Filament description	EDP number	
<b>Long handle</b>					
21-1/2	2	Plastic	Cream-coloured synthetic	89439	12
21-1/2	2	Plastic	Palmyra	89441	12
21-1/2	2	Plastic	White tampico	89443	12
<b>Short handle</b>					
10	2	Plastic	Cream-coloured synthetic	89444	12
10	2	Plastic	Palmyra	89445	12
10	2	Plastic	White tampico	89447	12



Description	Face type	Dia. [Inches]	Brush part length [Inches]	Overall length [Inches]	Wire dia., type and EDP number					Brush type	
					.003 CS	.005 CS	.006 CS	.008 CS	.006 SS		
Wire tube and spout brushes are used for internal cleaning in industrial, dairy and laboratory applications.	Straight	3/16	1-1/2	7	89560	89561	-	-	89568	12	<b>Hand tube brushes, wire</b> 
		1/4	1-1/2	7	-	-	-	-	89569	12	
		1/4	1-1/2	8	-	-	-	-	89564	12	
		3/8	2	8	-	-	89565	-	89570	12	
		1/2	2	8	-	89563	89566	89567	89571	12	


Description	Face type	Dia. [Inches]	Brush part length [Inches]	Overall length [Inches]	Bristle type and EDP number		Brush type
					Black horsehair	Nylon	
Straight face. Brush fill comes in stiff black horsehair or nylon.	Straight	1/4	2	6-1/4	89572	-	<b>Hand tube brushes, bristle</b> 
		1/4	2	6-1/8	-	89578	
		5/16	1-1/2	9	89573	-	
		1/2	3	8-1/2	89574	89580	
		3/4	3	8-1/2	89575	89581	
		1	4	12	89576	89582	
		1-1/4	4	12-7/8	89577	-	
		1-1/4	4	13	-	89583	
1-1/4" brush diameter at wide end tapered to 3/4" at narrow end.	Tapered	1-1/4 to 3/4	5	12	89586	-	<b>Hand tube brushes, bristle tapered</b> 
Straight face, horsehair fill. For cleaning percolators and coffee urns.	Straight	1/2	2	12	89587	-	<b>Percolator brushes</b> 
		5/8	3-1/2	24	89588	-	EDP 89587
Farm and ranch industry use. For cleaning bottle-filling machines.	Straight	1/4	4-3/4	26	89590	-	<b>Air tube brushes</b> 
		3/8	4	26	89591	-	1
		1/2	4	26	89592	-	EDP 89592
Farm and ranch industry use. For cleaning milking machines.	Straight	1/2	4-1/2	42	89593	-	<b>Rubber hose brushes</b> 
		5/8	4-1/2	42	89594	-	1
		3/4	4-1/2	42	89595	-	EDP 89593
Farm and ranch industry use. For cleaning bottle-filling machines.	Straight	1	4-1/2	40-1/2	89596	-	<b>Milk tube brushes</b> 
		1-1/4	4-1/2	40-1/2	89597	-	1
		1-1/2	4-1/2	40-1/2	89598	-	1
		2	4-1/2	40-1/2	89599	-	EDP 89597
Stiff bristle twisted in wire handles, with loop end.	Straight	2-1/4	7	30	89437	-	<b>Radiator tube brushes</b> 
		1-1/2	18	90	89600	-	EDP 89600

# Maintenance brushes

## Internal cleaning – pipe and flue brushes

### Galvanized wire handles

EDP 89648




EDP 89650

This 60" long light weight fibreglass handle is equipped with 1/4" x 2-1/2" pipe nipple. Multiple handles can be threaded together for longer reach.

Galvanized T-handle has 1/4" NPT thread.




Handle length [Inches]	EDP number	
60	89648	1
Galvanized T-handle, 1/4 NPT thread	89650	1

### Condenser tube brushes

EDP 89643



The double stem double spiral condenser brushes feature a 1/8" NPT with 5/16-18 internal thread. Condenser brushes are built with loop on one end for easy use.

Brush part length [Inches]	Brush OD (exact size) [Inches]	Wire diameter and EDP number	
		.010 Carbon steel	
4-1/2	1/2	89643	1
4-1/2	5/8	89644	1
4-1/2	3/4	89645	1
4-1/2	7/8	89646	1
4-1/2	1	89647	1


### Flue brushes

EDP 89649




Flue brushes are round wire style "W". The double stem double spiral flue brushes are equipped with 1/4" x 2-1/2" NPT on one end and a loop on the other for easy use.




Brush part length [Inches]	Flue size [Inches]	Brush OD (exact size) [Inches]	Wire diameter and EDP number	
			.012 Carbon steel	
4-1/2	1	3/4	89649	1
4-1/2	1-1/4	1	89651	1
4-1/2	1-1/2	1-1/4	89652	1
4-1/2	1-3/4	1-1/2	89653	1
4-1/2	2	1-3/4	89654	1
4-1/2	2-1/4	2	89655	1
4-1/2	2-1/2	2-1/4	89656	1
4-1/2	2-3/4	2-1/2	89657	1
4-1/2	3	2-3/4	89658	1
4-1/2	3-1/4	3	89659	1
4-1/2	3-1/2	3-1/4	89660	1
4-1/2	3-3/4	3-1/2	89661	1
4-1/2	4	3-3/4	89662	1




Tube fitting brush is equipped with a hand-fitting handle. Cleaning action assures leak-proof joints.




Nominal tubing [Inches]	Exact size [Inches]	Wire type and EDP number	
		Carbon steel	
1/8	17/64	89625	12
1/4	25/64	89626	12
3/8	33/64	89627	12
1/2	21/32	89628	12
5/8	25/32	89629	12
3/4	29/32	89630	12
7/8	1-1/32	89631	12
1	1-5/32	89632	12
1-1/4	1-7/16	89633	12
1-1/2	1-11/16	89634	12
2	2-3/16	89635	12



External tube fitting and cleaning brush, featuring a plastic case to protect user's hands from sharp edges.



Nominal tubing [Inches]	Exact size [Inches]	Wire type and EDP number	
		Carbon steel	
1/4	3/8	89636	6
3/8	1/2	89637	6
1/2	5/8	89638	6
5/8	3/4	89639	6
3/4	7/8	89640	6
7/8	1	89641	6

# Maintenance brushes


## Platers and molders brushes

### Curved handle




EDP 89540

For light cleaning and polishing in metal finishing and plating applications.


Wire rows	Brush part length [Inches]	Block size l x w [Inches]	Trim length [Inches]	Fill material and EDP number					
				.006 CS	.006 SS	.006 Brass	White tampico	Black bristle	
<b>Curved handle</b>									
3	5-1/2	13 x 7/8	1	89542	89546	89544	-	-	12
4	5-1/2	13 x 1	1	89543	89547	89545	-	-	12
4	5-1/2	13 x 1-1/4	1	-	-	-	89540	-	12
4	5-1/2	13 x 1-1/8	1	-	-	-	-	89541	12

### Shoe handle




EDP 89549

Shoe handle platers brushes are ergonomically designed for a comfortable grip.

Wire rows	Brush part length [Inches]	Block size l x w [Inches]	Trim length [Inches]	Fill material and EDP number					
				.006 CS	.006 SS	.005 Brass	Grey tampico	Black nylon	
<b>Shoe handle</b>									
3	5	10 x 13/16	1	89550	-	89552	-	-	12
4	5	10 x 1-1/16	1	89551	89539	89553	89548	89549	12

### Shoe handle, narrow face



EDP 89556

Corrosion resistant wire for cleaning narrow grooves and channels. Hardwood block.

EDP 89555 features wire laced construction.  
EDP 89556 has staple set construction.


Wire rows	Brush part length [Inches]	Block size l x w [Inches]	Trim length [Inches]	Wire type and EDP number		
				Carbon steel	Stainless steel	
1	4-3/4	10 x 3/8	3/4	89555	89556	12

### Soft molders brush



EDP 89554

Stapled in hardwood block.

Filament rows wide	Block size l x w [Inches]	Trim length [Inches]	Filament type and EDP number	
4	9-1/4 x 1-1/8	2-7/8	Black horsehair 89554	12

Grey tampico fibre or black crimped polypropylene fill. Bright ferrule. Round tapered handles.

### Parts cleaning brushes, pointed


EDP 89610



### Parts cleaning brush, flat

EDP 89614




Diameter [Inches]	Trim length [Inches]	Filament type and EDP number		
		Tampico	Polypropylene	
<b>Parts cleaning brush – pointed</b>				
1-3/16	2-5/8	89609	-	12
1-1/4	3	89610	-	12
1	2-3/4	-	89612	12
1-1/16	3	-	89613	12
<b>Parts cleaning brush – flat</b>				
1	2-3/4	-	89614	12

Pure black bristle or nylon fill. Bright seamless ferrule. Round tapered handle.

### Dome trim brushes, nylon

EDP 89616




Diameter [Inches]	Trim length [Inches]	Filament type and EDP number		
		Black bristle	Nylon	
1	2-1/2	89615	-	12
1-1/4	2-3/4	-	89616	12

Twisted in wire brush part. Plain wood handle. Tapers from 2-7/8" diameter to 1-1/2".

### Spoke/grill brush

EDP 89617




Diameter [Inches]	Brush part length [Inches]	Overall length [Inches]	Filament type and EDP number	
			Tampico	
2-7/8 to 1-1/2	10	15	89617	12

White sidewall tire brushes have crimped brass wire fill. Staple set.

### Sidewall brushes

EDP 89620



Brush part l x w [Inches]	Block size l x w [Inches]	Trim length [Inches]	Filament type and EDP number	
			Brass wire	
2-1/4 x 1-3/8	7 x 1-5/8	5/8	89619	12
3 x 2-1/2	8-3/4 x 2-1/2	5/8	89620	12

# Maintenance brushes


## Paint brushes



**Better** natural bristle brush for general painting.

**Best** quality natural bristle brush. Longer length bristle for increased capacity and longer life. Protected in a vinyl sleeve.

**Professional** quality natural bristle brushes give the best performance and durability. Softer bristle gives smooth finish. Great for oil paints, urethane, varnish, etc. Wood handle gives most comfort and ease of use. Protected in a vinyl sleeve. Copper plated ferrule.

Overall width [Inches]	Thickness [Inches]	Trim length [Inches]	EDP number	
<b>Better quality bristle wall brush</b>				
1/2	1/4	1-3/4	89711	20
1-1/4	3/8	1-3/4	89712	20
2	3/8	1-3/4	89714	20
2-1/2	3/8	2	89715	12
3	1/2	1-3/4	89716	10
4	1/2	2-1/4	89717	10
<b>Best quality bristle wall brush</b>				
1-1/4	3/8	2	89718	20
2	1/2	2-1/4	89719	20
3	1/2	2-1/2	89720	10
4	5/8	2-3/4	89721	10
<b>Professional quality bristle wall brush</b>				
2	3/4	3	89724	10
3	7/8	3-1/4	89725	5
4	7/8	3-1/2	89726	5




**Better** quality polyester wall brush. Great value brush. Polyester is stiff and allows use as a glue applicator and general cleaning brush.

**Best** quality polyester brush. Economical, but still provides improved performance. Packaged in vinyl sleeve.

**Premier** quality nylon/polyester brush for top quality finishes. Nylon component provides increased durability and excellent workability. Foam injected handle and full packaging.

**Professional** wall brush features solid round tapered polyester/nylon filaments for long lasting performance. Wood handle gives most comfort and ease of use.

Overall width [Inches]	Thickness [Inches]	Trim length [Inches]	EDP number	
<b>Better quality synthetic wall brush</b>				
1/2	1/4	1-3/4	89734	20
1-1/4	3/8	1-3/4	89735	20
2	3/8	2	89737	20
3	1/2	2	89739	10
4	1/2	2-1/4	89740	10
<b>Best quality synthetic wall brush</b>				
1-1/4	3/8	2	89741	20
2	1/2	2-1/4	89742	20
3	1/2	2-1/2	89743	10
4	5/8	2-3/4	89744	10
<b>Premier synthetic wall brush</b>				
1-1/4	1/2	2-1/4	89745	20
2	5/8	2-1/2	89746	20
3	3/4	3	89747	10
4	7/8	3-1/4	89748	10
<b>Professional synthetic wall brush</b>				
2	3/4	2-3/4	89749	10
3	7/8	3-1/4	89750	5




Angular brushes designed for "cutting in" for precise painting. Usually for detail painting around trim, corners, etc. Polyester/nylon mix is designed for all coatings. Blue plastic handle and full packaging.

### Wall brushes, synthetic angular



EDP 89730


Overall width [Inches]	Thickness [Inches]	Trim length [Inches]	Filament type and EDP number	
			Polyester/nylon mix	
1-1/2	1/2	2-1/8	89729	10
2	5/8	2-5/8	89730	10

Value priced, single use foam paint brushes for small touch-up jobs. Use on smooth surfaces with all paints, stains, varnishes, urethanes, melamine and gloss paints. Not recommended for shellac and lacquer.

### Foam brushes



EDP 89789

Overall width [Inches]	Thickness [Inches]	Trim length [Inches]	Filament type and EDP number	
			Foam	
1	9/16	2	89788	48
2	9/16	2-7/16	89789	48
3	9/16	2-7/16	89790	36
4	9/16	2-7/16	89791	24





# Maintenance brushes

## Paint brushes





Designed to make painting easier in hard-to-reach places. Bent at 45°. Plastic handle with natural bristle.

Handle length [Inches]	Brush width [Inches]	Trim length [Inches]	Overall length [Inches]	Filament type and EDP number		
				Natural bristle		
12	1-1/2	1-3/4	15-1/2	89795		10




Natural bristle brush set in seamless metal ferrule. Natural polished wood handle.

Width [Inches]	Trim length [Inches]	Filament type and EDP number		
		Black bristle		
1/4	7/8	89821		6
1/2	7/8	89823		6
3/4	1-5/16	89825		6
1	1-3/4	89826		6



Natural bristle brush set in seamless metal ferrule. Plain wood handle. Available in camel hair and black bristle filaments.

Width [Inches]	Brush size	Trim length [Inches]	Filament type and EDP number		
			Camel hair	Black bristle	
9/64	#1	5/8	89839	-	6
5/32	#2	3/4	89840	89846	6
3/16	#3	7/8	89841	-	6
7/32	#4	7/8	89842	-	6
7/32	#4	1	-	89848	6
1/4	#5	1-1/16	89843	-	6
9/32	#6	1-1/8	89844	89850	6

Stiff black bristle set in bright metal seamless ferrule. Clear lacquered wood handle.

### Stencil brushes




EDP 89860

Brush diameter [Inches]	Stencil brush size	Trim length [Inches]	Filament type and EDP number	
			Black china bristle	
1	#6	1-1/8	89860	12
1-1/4	#8	1-1/2	89861	12
1-1/2	#10	1-5/8	89862	12
2	#12	1-3/4	89863	12

PFERD sash brushes are filled with natural black bristle, and are set into bright metal ferrules. Also used for mold cleaning and as parts cleaning brushes, and for application of gunk, adhesive, and grease in industrial applications.

### Sash brushes



EDP 8966

EDP 89678


EDP 89692

Brush size	Width [Inches]	Trim length [Inches]	Filament type and EDP number	
			Black bristle	
<b>Round sash brush</b>				
#6	7/8	2-1/8	89665	12
#8	1	2-1/8	89666	12
#10	1-1/8	2-1/2	89667	12
<b>Oval sash brush</b>				
#2	1/2	1-13/16	89674	12
#4	13/16	2	89675	12
#6	1	2-1/16	89677	12
#8	1-1/8	2-1/4	89678	12
#10	1-1/4	2-1/4	89679	12
<b>Flat sash brush</b>				
#2	9/16	2-3/4	89692	12

# Maintenance brushes


## Painters sundries

### Masonry brushes



EDP 89808

White tampico fibre set into hardwood block.  
Extra heavy fill, handle attached.

Block size l x w [Inches]	No. rows	Trim length [Inches]	Filament type and EDP number	
			Tampico	
6 x 7/8	2	3	89808	12
6-1/2 x 2	5	4	89814	12
6-1/2 x 1-3/4	5	3-1/2	89809	12

### Whitewash brush




EDP 89818

White tampico fibre staple set into hardwood block. Tapered handle hole (see page 93 for handle information).


Block size l x w [Inches]	No. rows	Trim length [Inches]	Handle EDP	Filament type and EDP number	
				Tampico	
8 x 1	2	2-1/2		89818	12

Economy grade refill provides the lowest cost knitted fabric. Recommended when a quality finish is not required. Economy quality PVC core. Bulk packed.

### Economy roller refill




EDP 89753

Overall width [Inches]	Pile height [Inches]	Fill material and EDP number	
		Polyester/knit fabric	
9	3/8	89753	30


These knitted polyester fabric rollers provide great coverage and a better finish. Available in a wide range of pile heights for all painting circumstances.

3/4" and 1-1/4" pile height rollers suitable for painting rough surfaces such as cinder block, brick, stone, tile and concrete.

### General purpose refill



EDP 89755


Overall width [Inches]	Pile height [Inches]	Fill material and EDP number	
		Polyester/knit fabric	
3	1/4	89768	20
4	1/4	89769	20
4	3/8	89770	20
9	1/4	89755	30
9	3/8	89756	25
9	1/2	89757	20
9	3/4	89758	16
9	1-1/4	89759	16

Shed-resistant roller refill for smooth surfaces. Ideal for semi-gloss and high-gloss paints.

### Lint-free roller refill



EDP 89796


Overall width [Inches]	Pile height [Inches]	Fill material and EDP number	
		Polyester/nylon mix	
9	1/4	89796	25

"Mocryl" specialty fabric is specifically formulated to apply to all high and semi-gloss paints, urethanes, enamels, varnish, and melamines. Smooth finishes. Also features solvent resistant phenolic cores.

### Mocryl specialty refill



EDP 89767

Overall width [Inches]	Pile height [Inches]	Fill material and EDP number	
		Mocryl/nylon fabric	
9	1/4	89767	20

# Maintenance brushes

## Paint rollers and frames


### Pro-polylamb roller refill



EDP 89763

"Polylamb" provides a high quality polyester/nylon fabric. Excellent paint carrying capacity and high durability makes "Polylamb" perfect for all painting and industrial coatings. Solvent resistant phenolic cores.




Overall width [Inches]	Pile height [Inches]	Fill material and EDP number	
		Polyester/Nylon fabric	
9	3/8	89763	25
9	1/2	89764	20
9	3/4	89765	16

### Pro roller cage

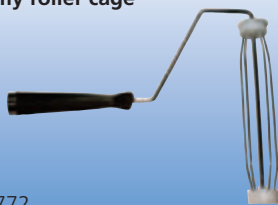


EDP 89771

Five wire cage frame allows tight fit with refills for less slipping. Comfortable plastic handle is threaded for use with extension poles (see page 93).


Overall width [Inches]	Cage diameter [Inches]	EDP number	
9	1-1/2	89771	10

### Economy roller cage



EDP 89772

Economy quality cage frame suitable for economy roller refills.


Overall width [Inches]	Cage diameter [Inches]	EDP number	
9	1-1/2	89772	10

### Trim roller cage



EDP 89774

Trim roller cage frame suitable for trim rollers.

Overall width [Inches]	Cage diameter [Inches]	EDP number	
3	1-1/2	89774	24
4	1-1/2	89775	24

"Time Trimmer" frame for use with "Gold Stripe" and velour rollers. Threaded handle to accommodate standard extension poles (see page 93).

### "Time Trimmer" frames



EDP 89782


Frame length [Inches]	Refill size [Inches]	EDP number	
12	4-6	89782	20

"Gold Stripe" woven fabric is ideal for quickly painting most surfaces. Fabric over end of refill will paint both sides of corner at same time. Small diameter gets into tight spots. Also gives great finish.

### "Time Trimmer" refills - gold stripe roller refill



EDP 89779


Overall width [Inches]	Pile height [Inches]	Fill material and EDP number	
		Woven fabric	
4	7/16	89779	100
6	7/16	89780	100

Mini mocryl trim rollers are best for fine finishes. Mini-diameter roller and steel handle are perfect for small area painting. Ideal for gloss paints, enamels, varnishes, melamine, marine finishes and epoxy.

### Mocryl trim roller coater and refills




EDP 89785

Overall width [Inches]	Pile height [Inches]	Fill material and EDP number	
		Mocryl/nylon blend	
3	1/8	89785	20

# Maintenance brushes

## Paint trays


### Metal tray




EDP 89776

Metal tray with 2 qt. capacity. For use with all 9" rollers.




Overall capacity	Dimensions l x w x h [Inches]	EDP number	
2 qt.	15-3/4 x 11-3/4 x 3	89776	10

### "Time Trimmer" tray




EDP 89784

"Time Trimmer" mini tray is constructed of solvent resistant R-PetG material. 6" width to accommodate the "Gold Stripe" or velour rollers.

Overall capacity	Dimensions l x w x h [Inches]	EDP number	
1 qt.	12-3/4 x 6-7/8 x 2-1/4	89784	20

### Super tray




EDP 89777

Professional plastic tray has unique design with deep well for added capacity (4 qt.). Impact resistant recycled polypropylene is also resistant to solvents. The professional's choice.

These disposable liners saves time and energy by eliminating clean up time.



Overall capacity	Dimensions l x w x h [Inches]	EDP number	
<b>Super tray</b> 1 gal.	15 x 11-1/2 x 3-3/4	89777	10
<b>Super tray liners</b> 1 gal.	15 x 11-1/2 x 3-3/4	89778	25