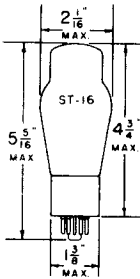


## TUNG-SOL



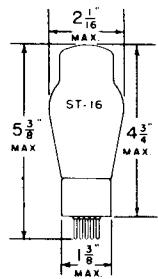
5U4G - MEDIUM 5 PIN OCTAL BASE  
5X4G - MEDIUM 8 PIN OCTAL BASE

FULL WAVE  
HIGH VACUUM RECTIFIER

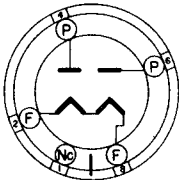
COATED FILAMENT

5.0 VOLTS 3.0 AMPERES  
AC

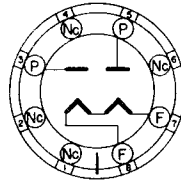
GLASS BULB



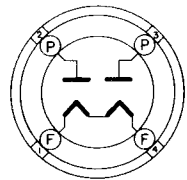
5Z3 - MEDIUM 4 PIN BASE



G-5Ta  
BOTTOM VIEW  
5U4G



G-5Q  
BOTTOM VIEW  
5X4G



4C  
BOTTOM VIEW  
5Z3

THE TUNG-SOL 5U4G, 5X4G AND 5Z3 ARE DESIGNED FOR SERVICE AS POWER RECTIFIERS IN AC OPERATED RECEIVERS WHICH REQUIRE HIGH CURRENTS. THEIR RATINGS AND ELECTRICAL CHARACTERISTICS ARE IDENTICAL.

## RATINGS

MAXIMUM PEAK INVERSE VOLTAGE	1550	VOLTS
MAXIMUM STEADY-STATE PEAK PLATE CURRENT PER PLATE	675	MA.

## OPERATING CONDITIONS AND CHARACTERISTICS

## FULL WAVE RECTIFIER WITH CONDENSER INPUT TO FILTER

AC PLATE VOLTAGE PER PLATE (RMS) <sup>MAX.</sup>	450	VOLTS
DC OUTPUT CURRENT <sup>MAX.</sup>	225	MA.
TOTAL EFFECTIVE PLATE SUPPLY IMPEDANCE PER PLATE <sup>MIN. A</sup>	75	OHMS

## FULL WAVE RECTIFIER WITH CHOKE INPUT TO FILTER

AC PLATE VOLTAGE PER PLATE (RMS) <sup>MAX.</sup>	550	VOLTS
DC OUTPUT CURRENT <sup>MAX.</sup>	225	MA.
VALUE OF INPUT CHOKE <sup>MIN.</sup>	3	HENRYS
TUBE VOLTAGE DROP AT 225 MA. PER PLATE	58	VOLTS

<sup>A</sup> WHEN FILTER CONDENSERS LARGER THAN 40  $\mu$ FDs ARE USED, IT MAY BE NECESSARY TO ADD ADDITIONAL PLATE SUPPLY IMPEDANCE.

CONTINUED NEXT PAGE

# 5X4G (5U4G, 5Z3)

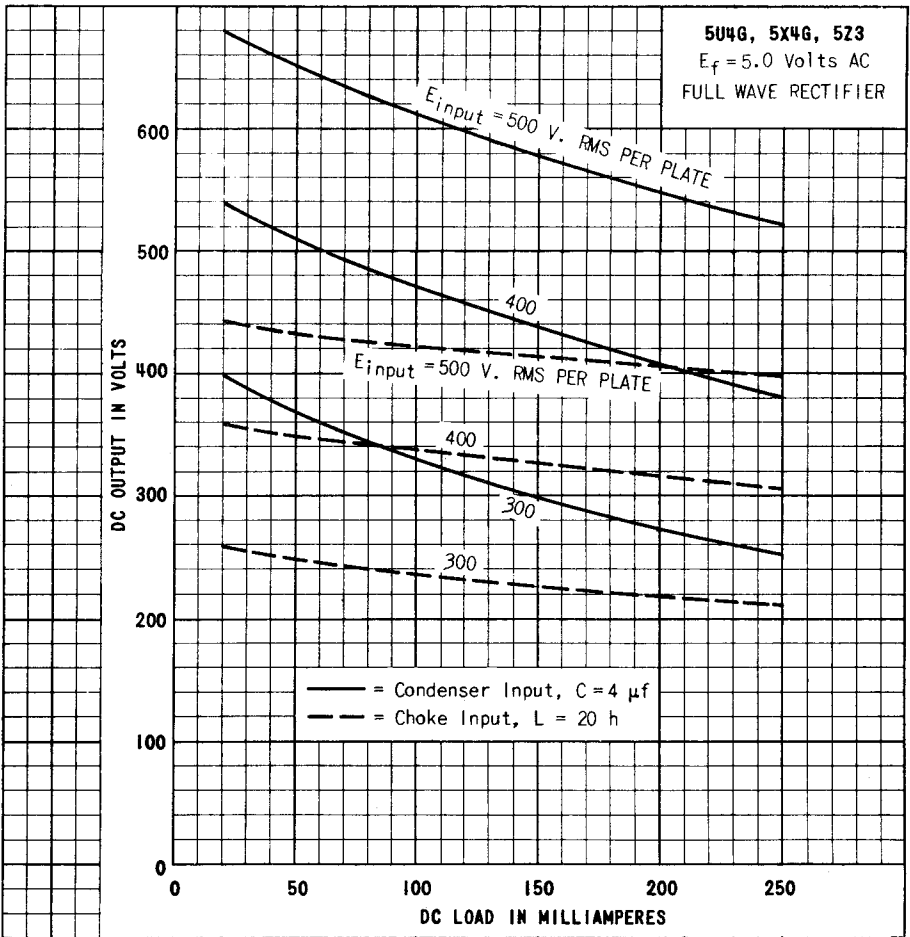
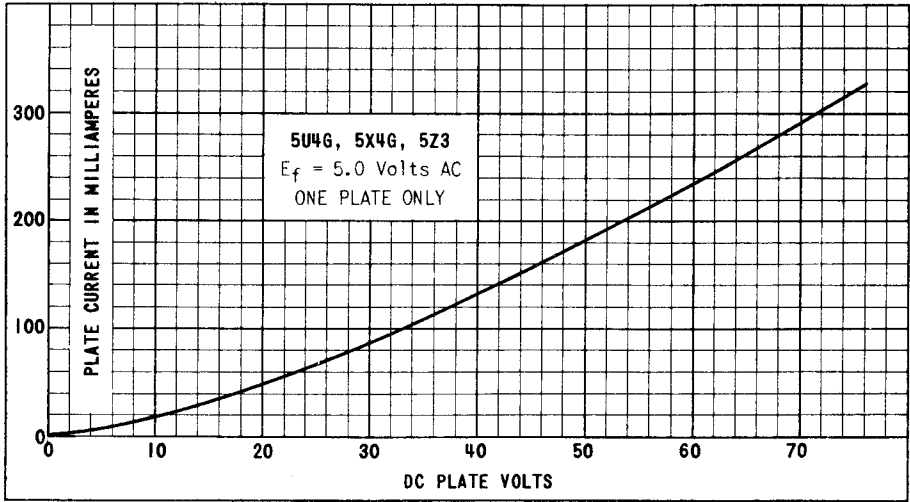


PLATE  
690-1