

# Legend BP102 Larger Sealed 1x10 Bass Guitar Cabinet

By McJerry, Eminence Speaker LLC

Displacement Limited to 75 Watts; F3 of 70 Hz. Use a high pass filter set to 35 Hz for added protection.

## Box Properties

--Description--

Name:

Type: Closed Box

Shape: Prism, square

--Box Parameters--

Vb = 0.898 cu.ft

V(total) = 0.967 cu.ft

Qtc = 0.707

QL = 19.97

F3 = 70.14 Hz

Fill = heavy

## Driver Properties

--Description--

Name: Legend BP102

Type: Standard one-way driver

Company: Eminence Speaker LLC

Comment: Revised NOV 2005

Piston: Paper cone.

Suspension: Cloth surround.

Dust Cap: Zurette dust cap.

Frame: Stamped steel basket.

Voice Coil: 2 inch copper voice coil.

Magnet: 38 oz magnet.

--Configuration--

**No. of Drivers = 1**

--Driver Parameters--

Fs = 35.27 Hz

Qms = 5.36

Vas = 91.23 liters

Xmax = 6.2 mm

Sd = 334.5 sq.cm

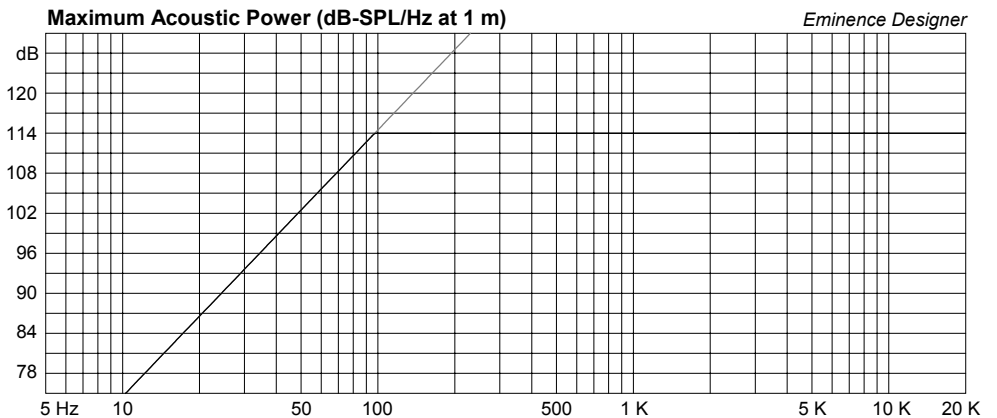
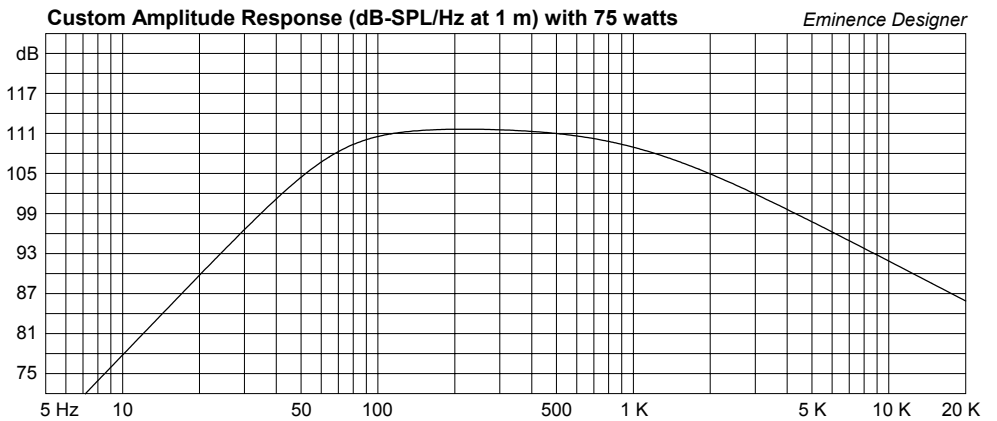
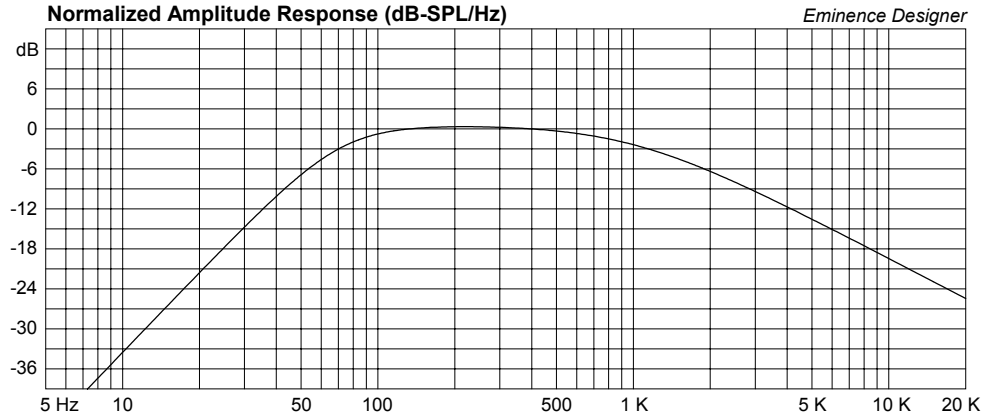
Qes = 0.47

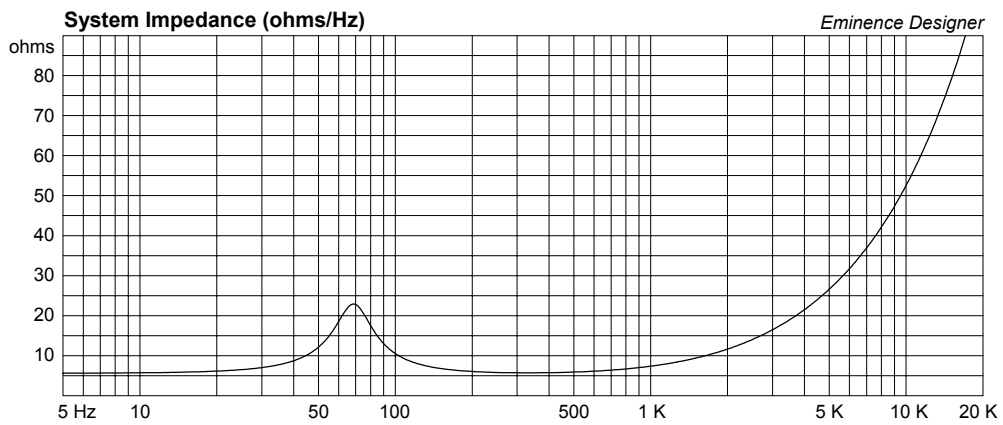
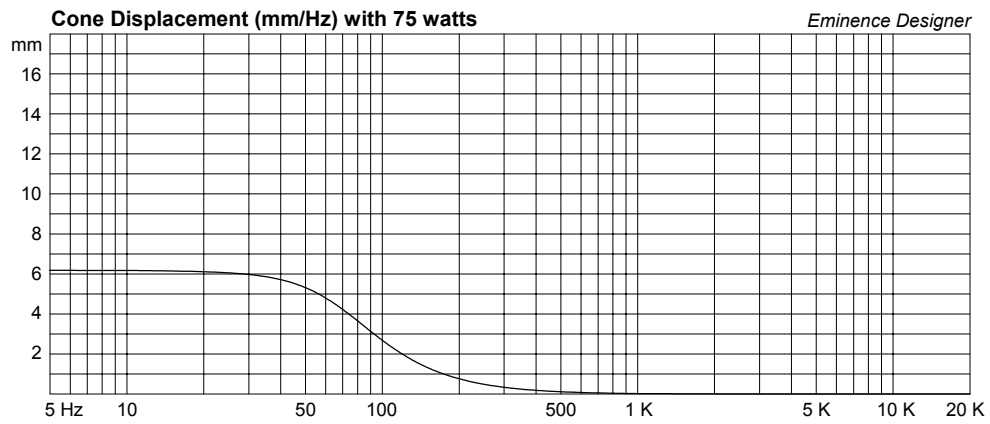
Re = 5.59 ohms

Le = 0.83 mH

Z = 8 ohms

Pe = 200 watts





# Legend BP102 Larger Sealed 2x10 Bass Guitar Cabinet

By McJerry, Eminence Speaker LLC

Displacement Limited to 150 Watts; F3 of 71 Hz. Use a high pass filter set to 30 Hz for added protection.

## Box Properties

--Description--

Name:

Type: Closed Box

Shape: Prism, square (optimum)

--Box Parameters--

Vb = 1.778 cu.ft

V(total) = 1.914 cu.ft

Qtc = 0.707

QL = 18.31

F3 = 70.47 Hz

Fill = heavy

## Driver Properties

--Description--

Name: Legend BP102

Type: Standard one-way driver

Company: Eminence Speaker LLC

Comment: Revised NOV 2005

Piston: Paper cone.

Suspension: Cloth surround.

Dust Cap: Zurette dust cap.

Frame: Stamped steel basket.

Voice Coil: 2 inch copper voice coil.

Magnet: 38 oz magnet.

--Configuration--

**No. of Drivers = 2**

Mounting = Standard

Wiring = Parallel

Drivers sum coherently = Yes

--Driver Parameters--

Fs = 35.27 Hz

Qms = 5.36

Vas = 91.23 liters [182.5]

Xmax = 6.2 mm

Sd = 334.5 sq.cm [669]

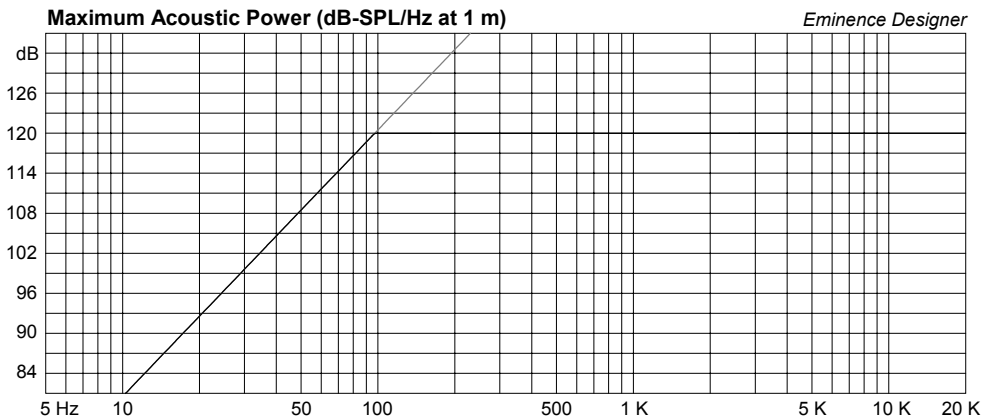
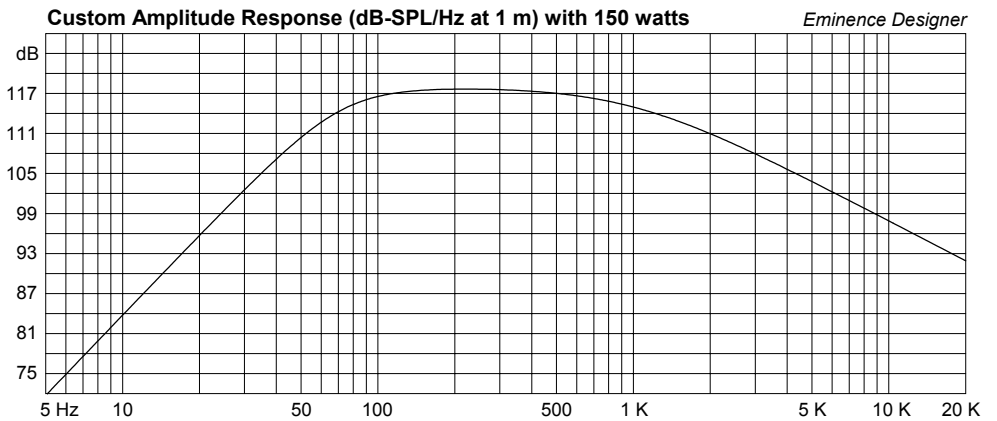
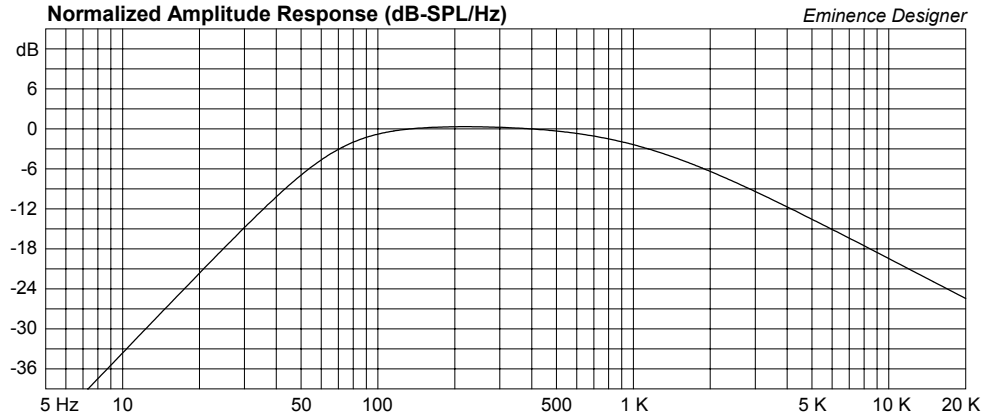
Qes = 0.47

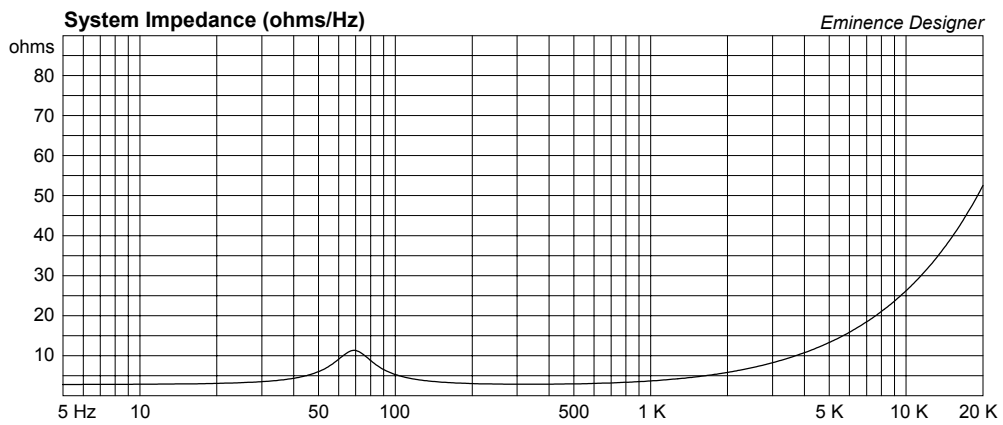
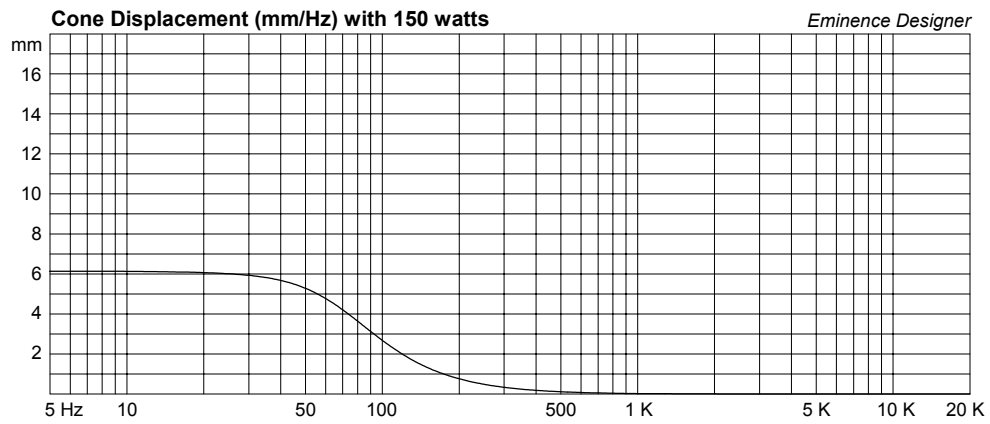
Re = 5.59 ohms [2.795]

Le = 0.83 mH [0.415]

Z = 8 ohms [4]

Pe = 200 watts [400]





# Legend BP102 Larger Vented 1x10 Bass Guitar Cabinet

By McJerry, Eminence Speaker LLC

Displacement Limited to 100 Watts; F3 of 40 Hz. Use a high pass filter set to 35 Hz.

## Box Properties

--Description--

Name:

Type: Vented Box

Shape: Prism, square (optimum)

--Box Parameters--

Vb = 2 cu.ft

V(total) = 2.126 cu.ft

Fb = 40 Hz

QL = 7

F3 = 40.44 Hz

Fill = minimal

--Vents--

No. of Vents = 1

Vent shape = round

Vent ends = one flush

Dv = 4 in

Lv = 7.007 in

## Driver Properties

--Description--

Name: Legend BP102

Type: Standard one-way driver

Company: Eminence Speaker LLC

Comment: Revised NOV 2005

Piston: Paper cone.

Suspension: Cloth surround.

Dust Cap: Zurette dust cap.

Frame: Stamped steel basket.

Voice Coil: 2 inch copper voice coil.

Magnet: 38 oz magnet.

--Configuration--

**No. of Drivers = 1**

--Driver Parameters--

Fs = 35.27 Hz

Qms = 5.36

Vas = 91.23 liters

Xmax = 6.2 mm

Sd = 334.5 sq.cm

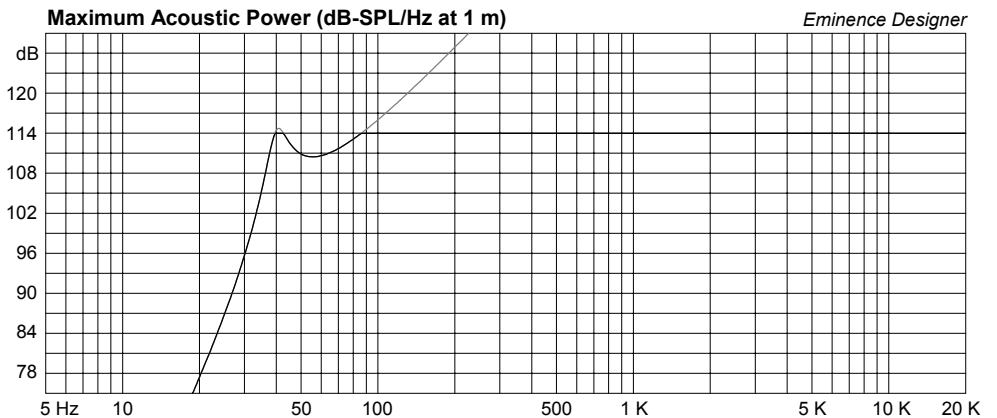
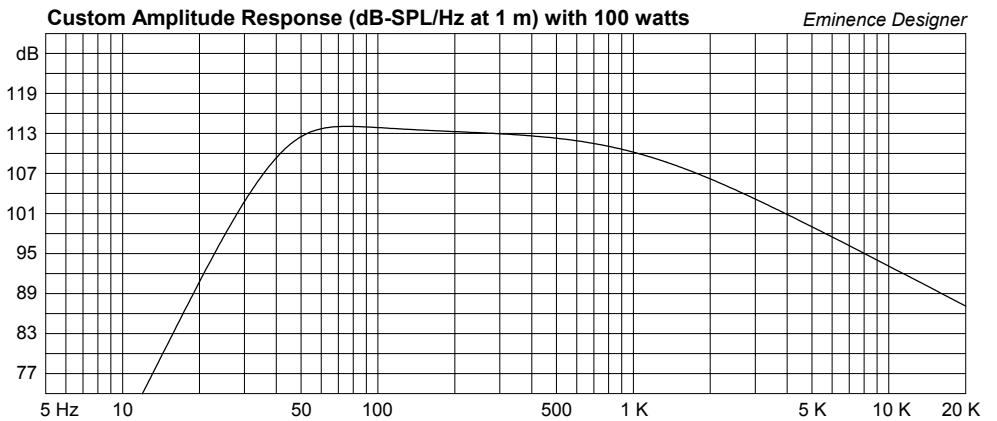
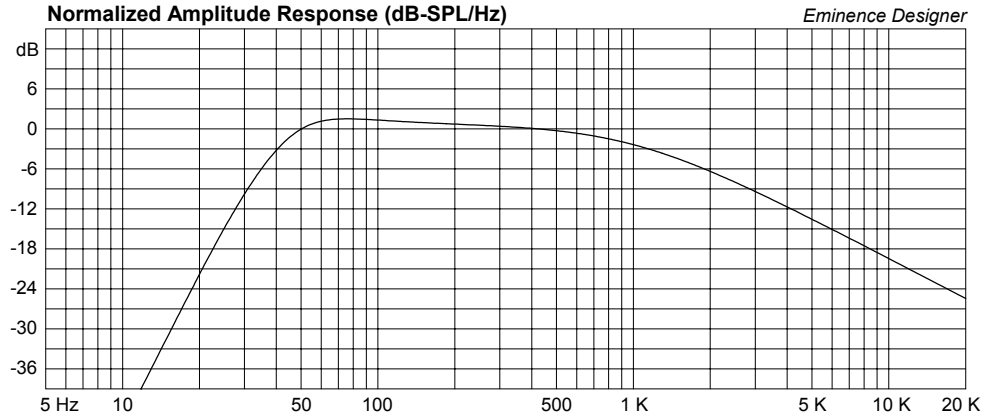
Qes = 0.47

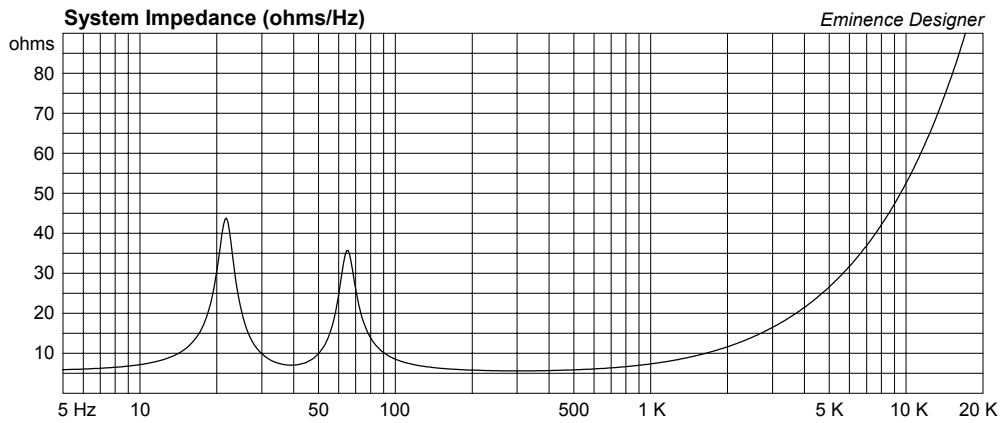
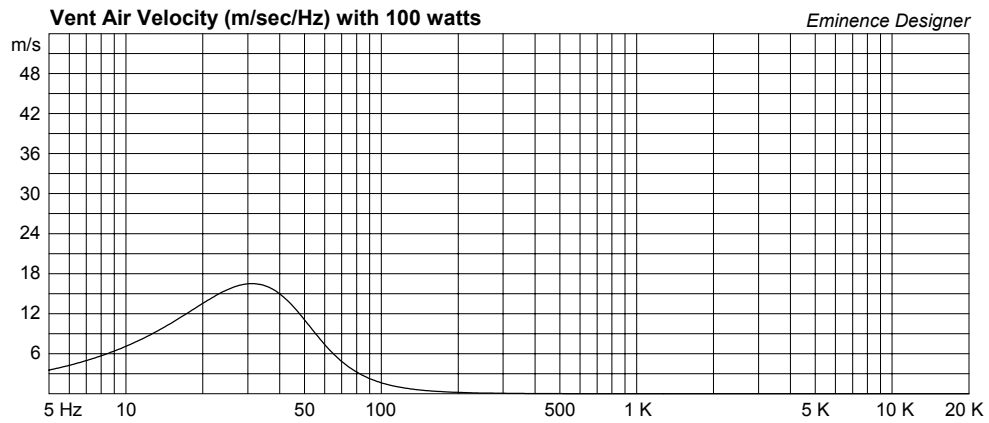
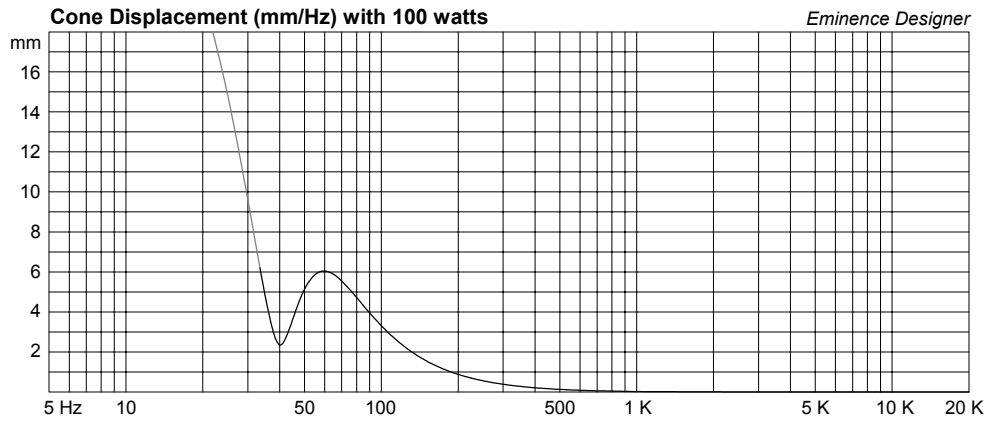
Re = 5.59 ohms

Le = 0.83 mH

Z = 8 ohms

Pe = 200 watts





# Legend BP102 Larger Vented 2x10 Bass Guitar Cabinet

By McJerry, Eminence Speaker LLC

Displacement Limited to 250 Watts; F3 of 43 Hz. Use a high pass filter set to 35 Hz.

## Box Properties

--Description--

Name:

Type: Vented Box

Shape: Prism, square (optimum)

--Box Parameters--

Vb = 3.8 cu.ft

V(total) = 4.009 cu.ft

Fb = 45 Hz

QL = 7

F3 = 42.45 Hz

Fill = minimal

--Vents--

No. of Vents = 2

Vent shape = round

Vent ends = one flush

Dv = 4 in

Lv = 4.398 in

## Driver Properties

--Description--

Name: Legend BP102

Type: Standard one-way driver

Company: Eminence Speaker LLC

Comment: Revised NOV 2005

Piston: Paper cone.

Suspension: Cloth surround.

Dust Cap: Zurette dust cap.

Frame: Stamped steel basket.

Voice Coil: 2 inch copper voice coil.

Magnet: 38 oz magnet.

--Configuration--

**No. of Drivers = 2**

Mounting = Standard

Wiring = Parallel

Drivers sum coherently = Yes

--Driver Parameters--

Fs = 35.27 Hz

Qms = 5.36

Vas = 91.23 liters [182.5]

Xmax = 6.2 mm

Sd = 334.5 sq.cm [669]

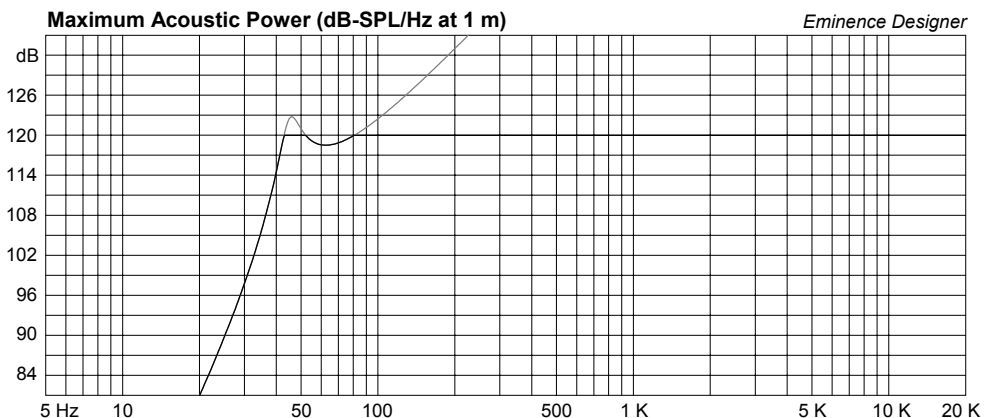
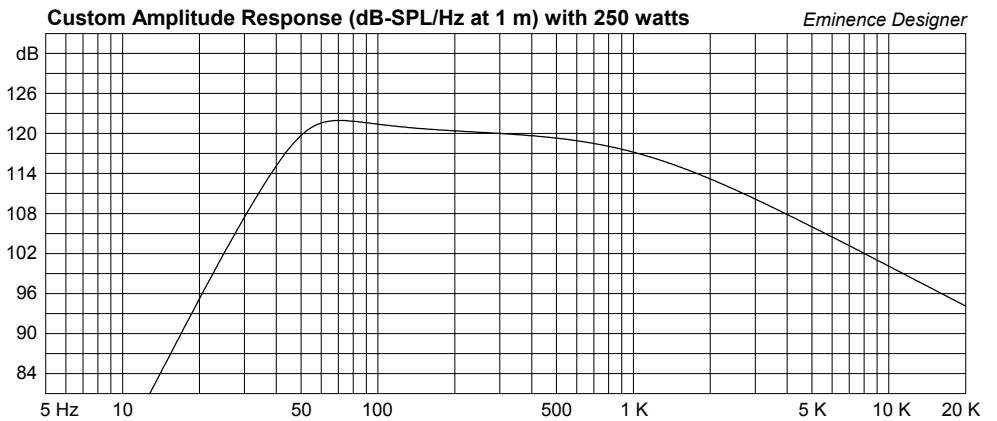
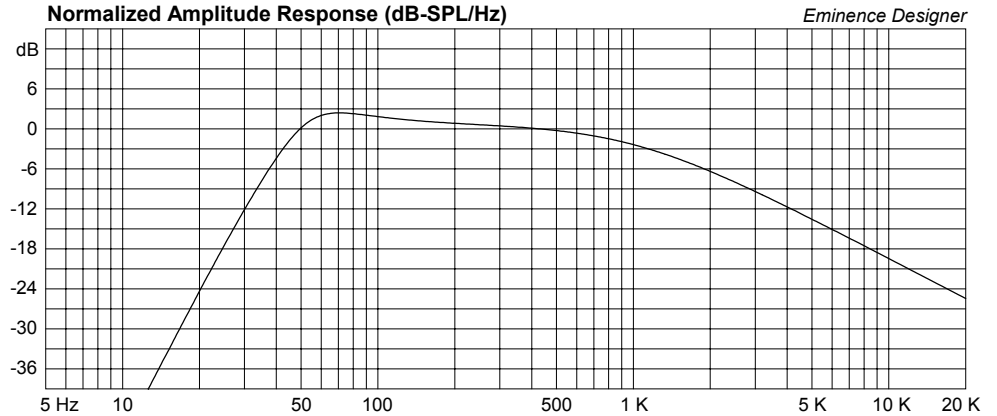
Qes = 0.47

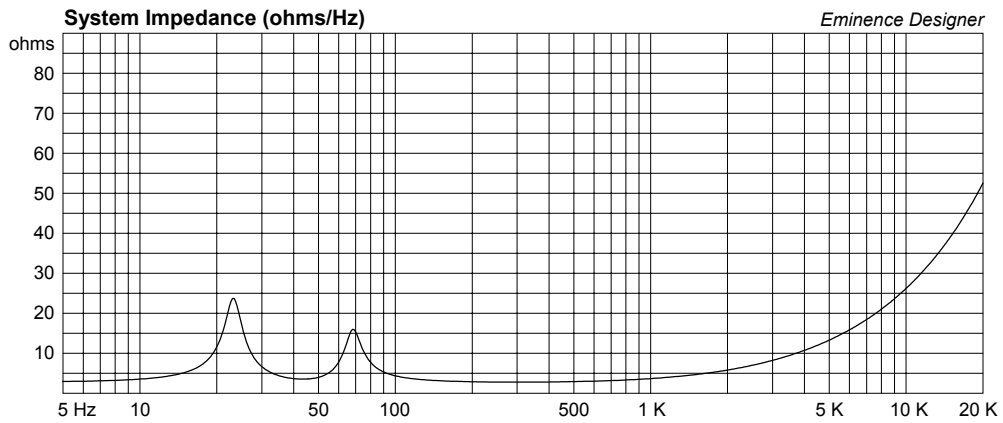
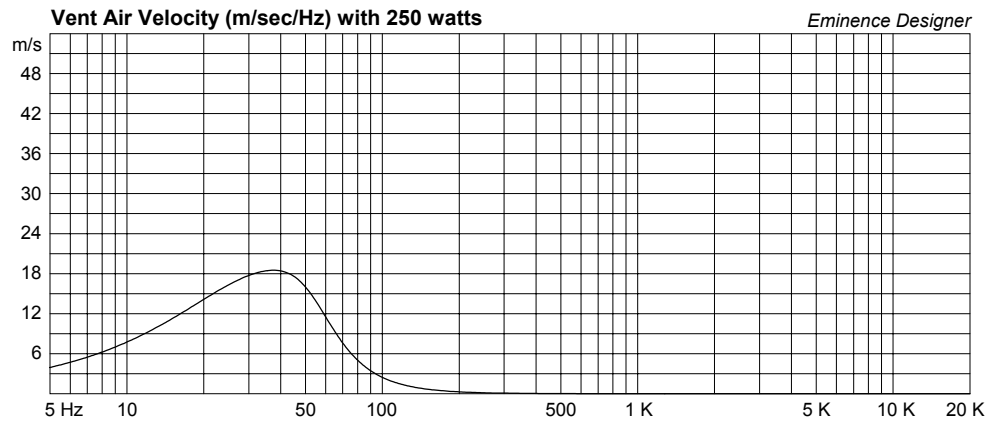
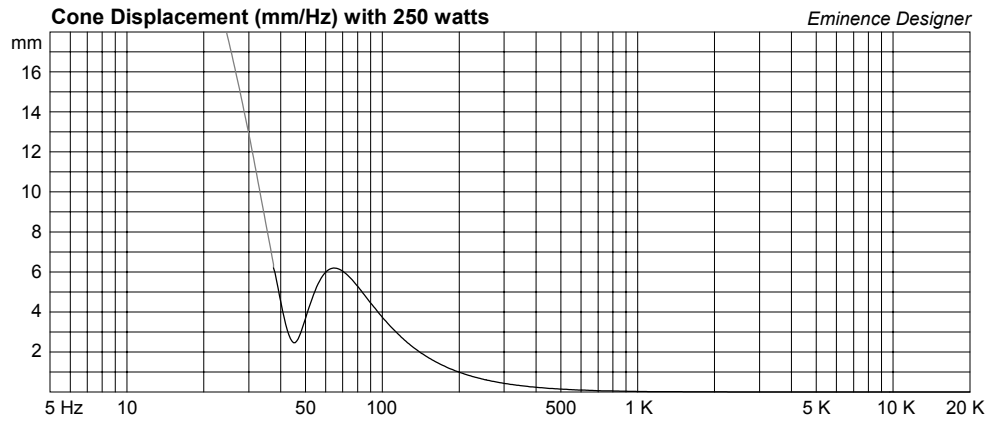
Re = 5.59 ohms [2.795]

Le = 0.83 mH [0.415]

Z = 8 ohms [4]

Pe = 200 watts [400]







# Legend BP102 Med Sealed 1x10 Bass Guitar Cabinet

By McJerry, Eminence Speaker LLC

Displacement Limited to 100 Watts; F3 of 71 Hz. Use a high pass set to 35 Hz for added protection.

## Box Properties

--Description--

Name:

Type: Closed Box

Shape: Prism, square

--Box Parameters--

Vb = 0.75 cu.ft

V(total) = 0.818 cu.ft

Qtc = 0.748

QL = 19.97

F3 = 71.35 Hz

Fill = heavy

## Driver Properties

--Description--

Name: Legend BP102

Type: Standard one-way driver

Company: Eminence Speaker LLC

Comment: Revised NOV 2005

Piston: Paper cone.

Suspension: Cloth surround.

Dust Cap: Zurette dust cap.

Frame: Stamped steel basket.

Voice Coil: 2 inch copper voice coil.

Magnet: 38 oz magnet.

--Configuration--

**No. of Drivers = 1**

--Driver Parameters--

Fs = 35.27 Hz

Qms = 5.36

Vas = 91.23 liters

Xmax = 6.2 mm

Sd = 334.5 sq.cm

Qes = 0.47

Re = 5.59 ohms

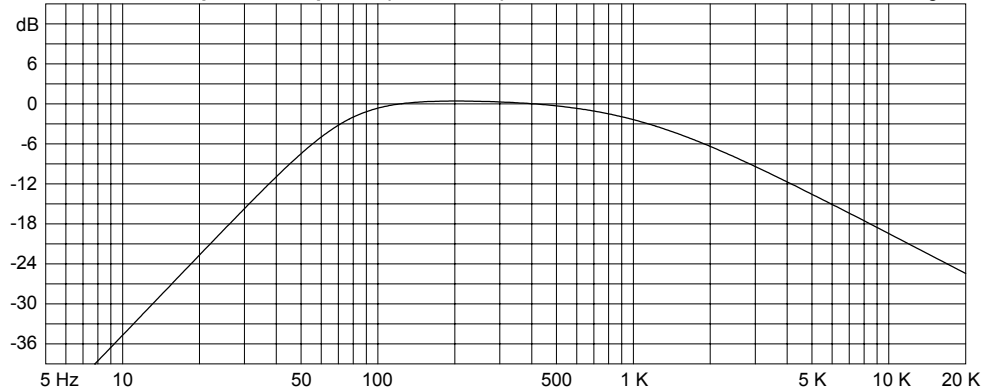
Le = 0.83 mH

Z = 8 ohms

Pe = 200 watts

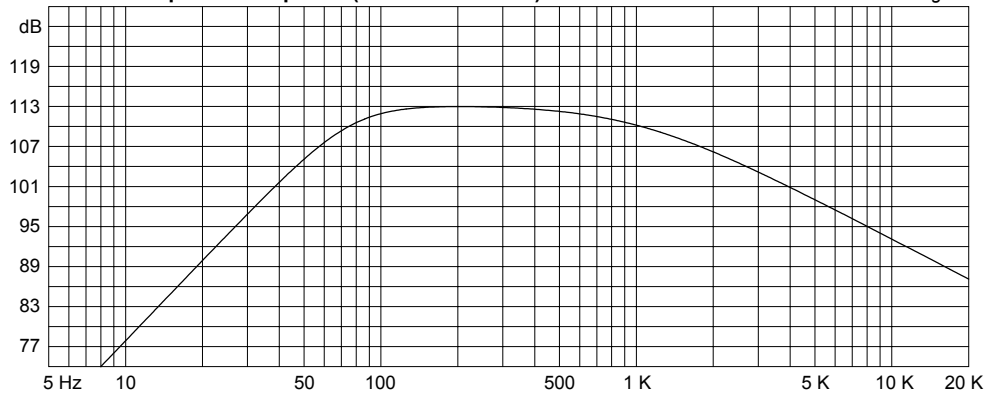
Normalized Amplitude Response (dB-SPL/Hz)

Eminence Designer



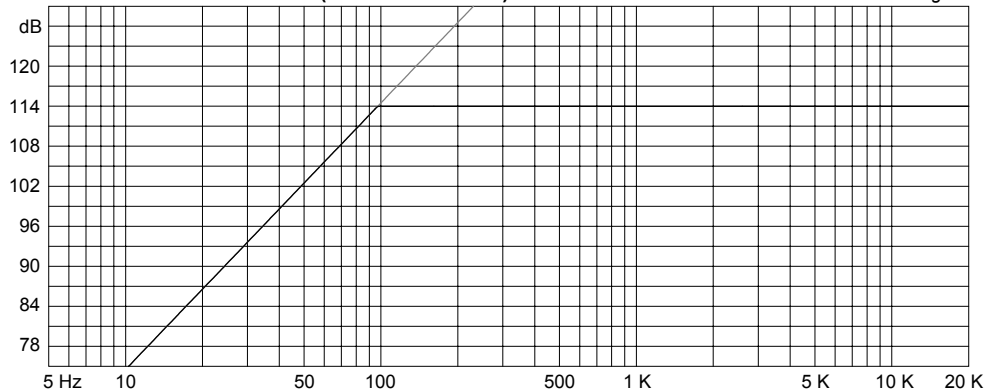
Custom Amplitude Response (dB-SPL/Hz at 1 m) with 100 watts

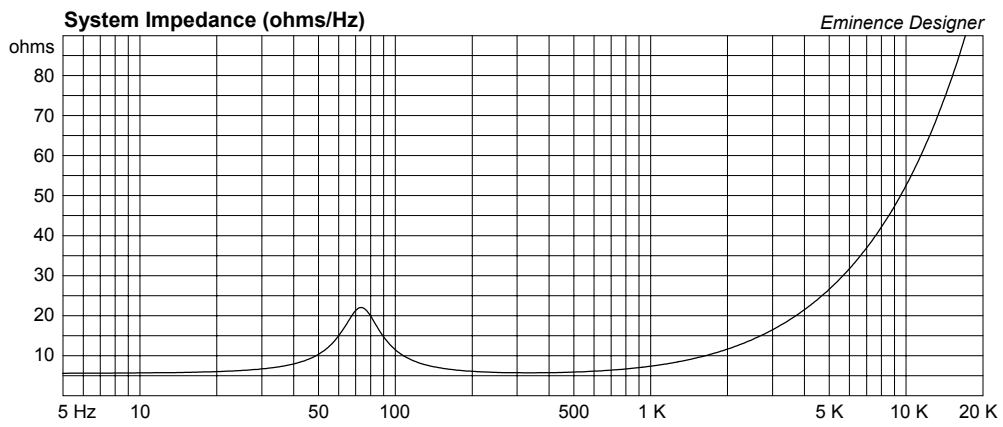
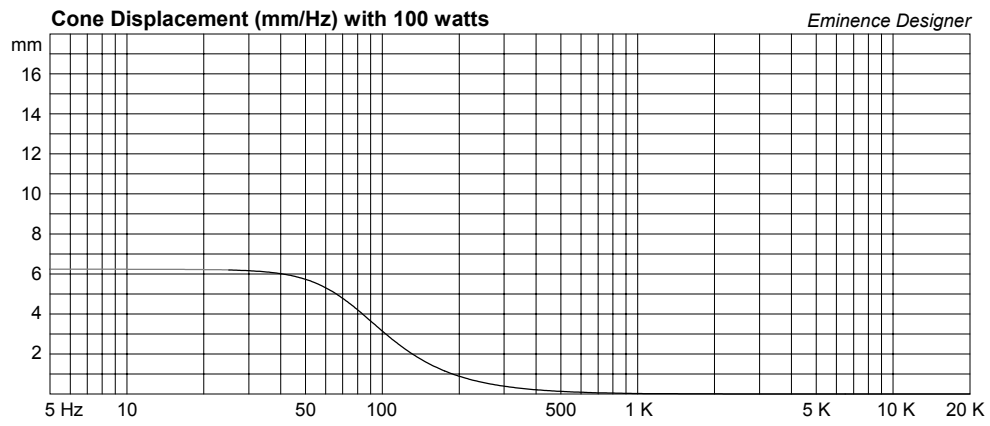
Eminence Designer



Maximum Acoustic Power (dB-SPL/Hz at 1 m)

Eminence Designer





# Legend BP102 Medium Sealed 4x10 Bass Guitar Cabinet

By McJerry, Eminence Speaker LLC

Displacement Limited to 400 Watts; F3 of 72 Hz. Use a high pass filter set to 30 Hz for added protection.

## Box Properties

--Description--

Name:

Type: Closed Box

Shape: Prism, square (optimum)

--Box Parameters--

Vb = 3 cu.ft

V(total) = 3.274 cu.ft

Qtc = 0.739

QL = 15.13

F3 = 72.15 Hz

Fill = heavy

## Driver Properties

--Description--

Name: Legend BP102

Type: Standard one-way driver

Company: Eminence Speaker LLC

Comment: Revised NOV 2005

Piston: Paper cone.

Suspension: Cloth surround.

Dust Cap: Zurette dust cap.

Frame: Stamped steel basket.

Voice Coil: 2 inch copper voice coil.

Magnet: 38 oz magnet.

--Configuration--

**No. of Drivers = 4**

Mounting = Standard

Wiring = Series-Parallel

Drivers sum coherently = Yes

--Driver Parameters--

Fs = 35.27 Hz

Qms = 5.36

Vas = 91.23 liters [364.9]

Xmax = 6.2 mm

Sd = 334.5 sq.cm [1338]

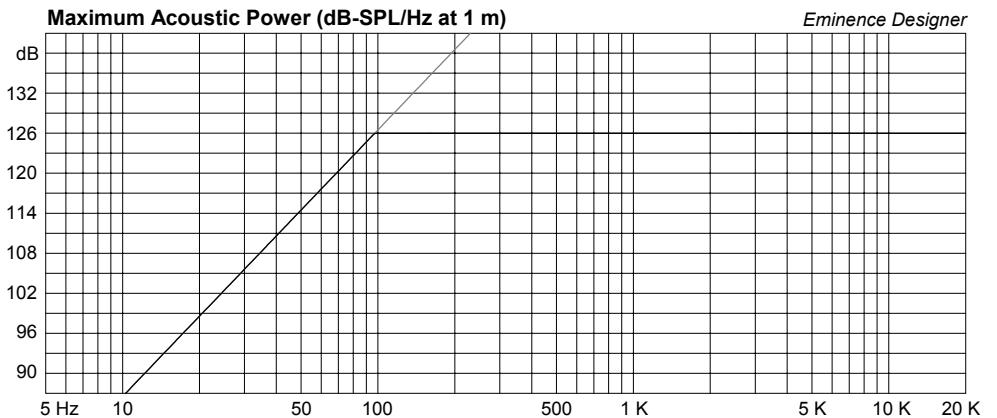
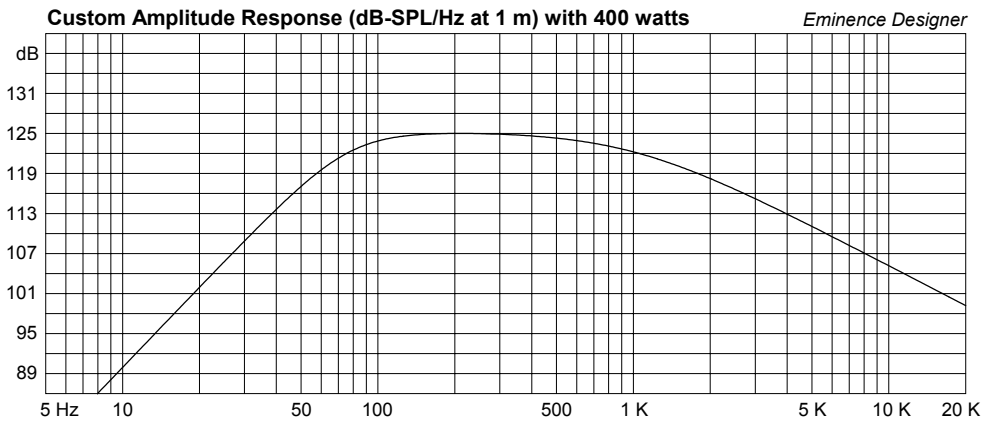
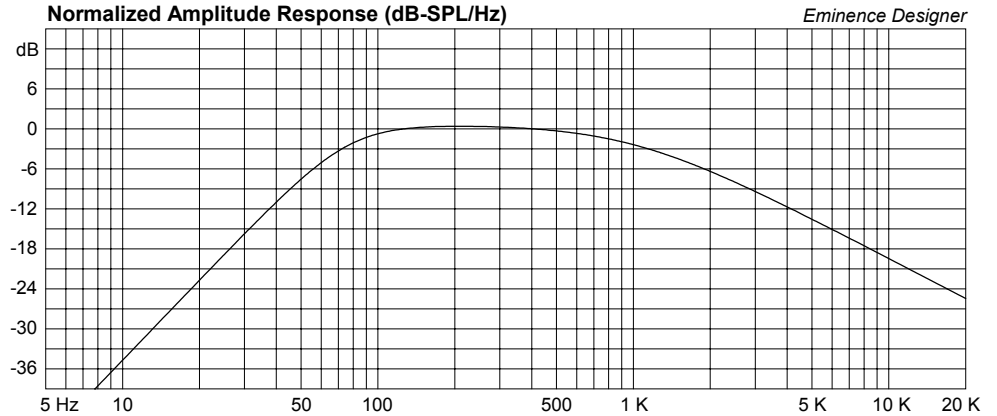
Qes = 0.47

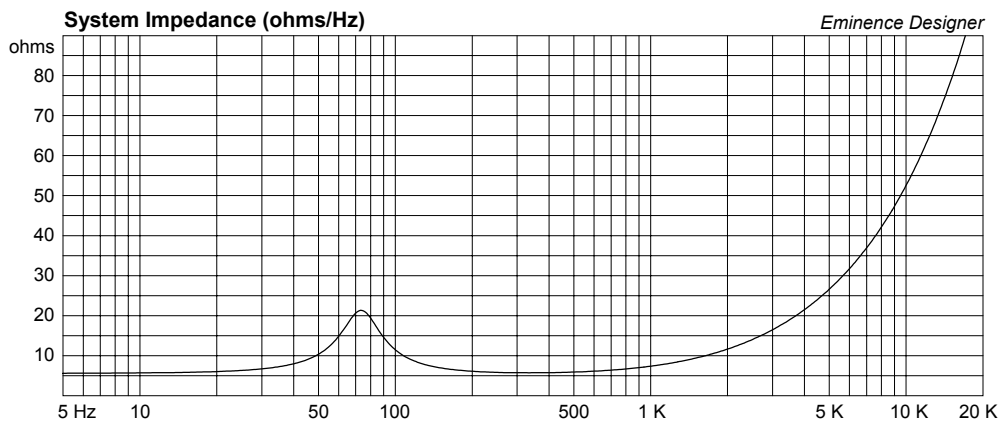
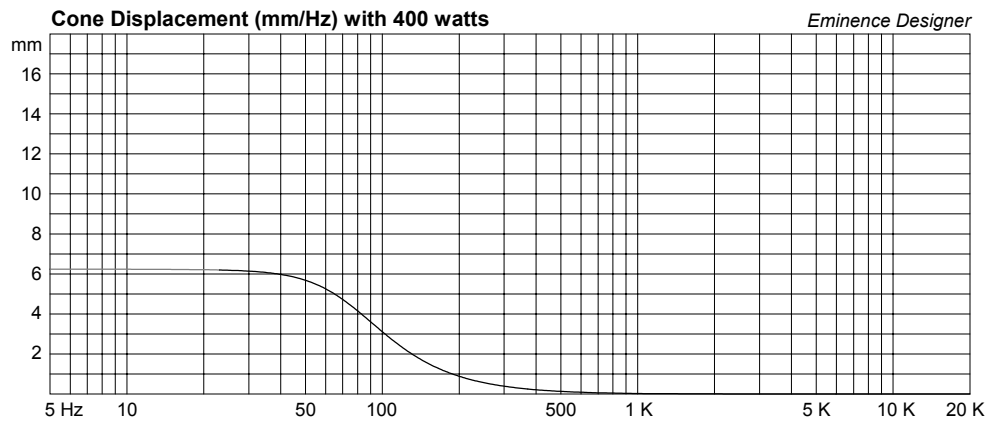
Re = 5.59 ohms [5.59]

Le = 0.83 mH [0.83]

Z = 8 ohms [8]

Pe = 200 watts [800]





# Legend BP102 Medium Vented 4x10 Bass Guitar Cabinet

By McJerry, Eminence Speaker LLC

Displacement Limited to 600 Watts; F3 of 49 Hz. Use a high pass filter set to 35 Hz.

## Box Properties

--Description--

Name:

Type: Vented Box

Shape: Prism, square (optimum)

--Box Parameters--

Vb = 5 cu.ft

V(total) = 5.507 cu.ft

Fb = 47 Hz

QL = 7

F3 = 49.28 Hz

Fill = minimal

--Vents--

No. of Vents = 4

Vent shape = round

Vent ends = one flush

Dv = 4 in

Lv = 7.1 in

## Driver Properties

--Description--

Name: Legend BP102

Type: Standard one-way driver

Company: Eminence Speaker LLC

Comment: Revised NOV 2005

Piston: Paper cone.

Suspension: Cloth surround.

Dust Cap: Zurette dust cap.

Frame: Stamped steel basket.

Voice Coil: 2 inch copper voice coil.

Magnet: 38 oz magnet.

--Configuration--

**No. of Drivers = 4**

Mounting = Standard

Wiring = Series-Parallel

Drivers sum coherently = Yes

--Driver Parameters--

Fs = 35.27 Hz

Qms = 5.36

Vas = 91.23 liters [364.9]

Xmax = 6.2 mm

Sd = 334.5 sq.cm [1338]

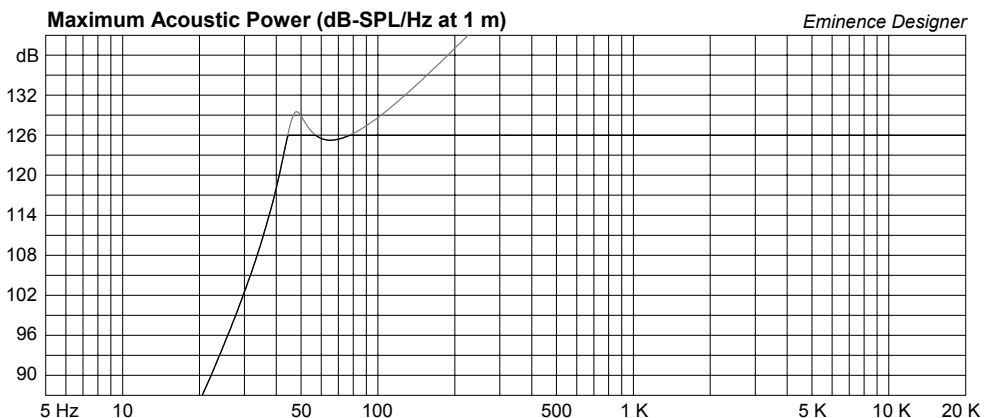
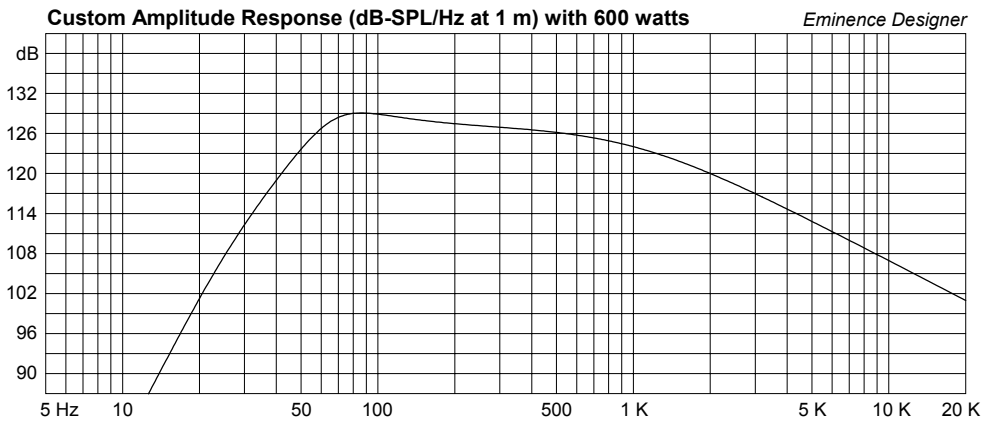
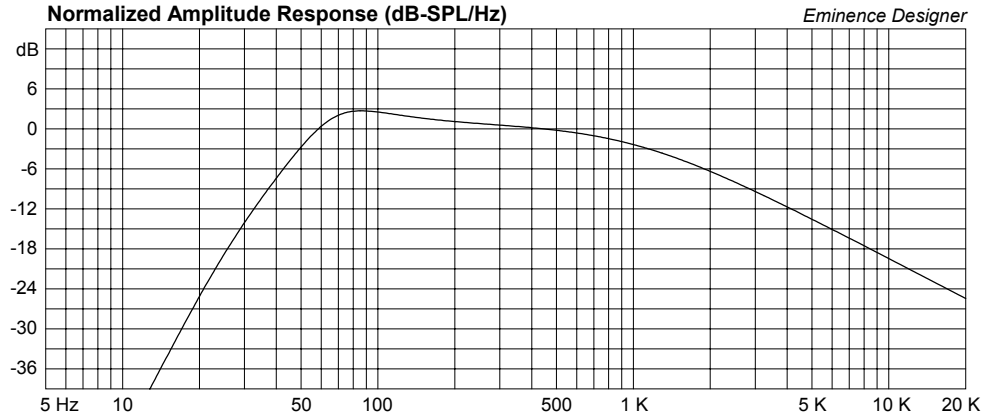
Qes = 0.47

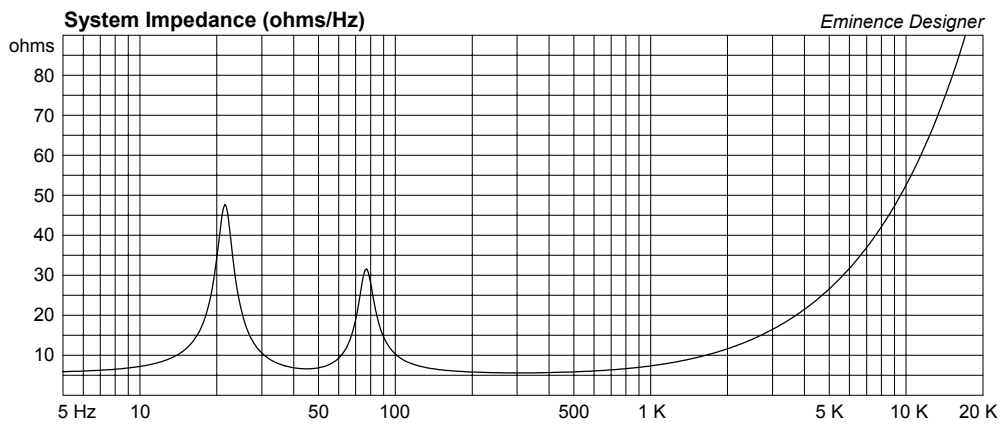
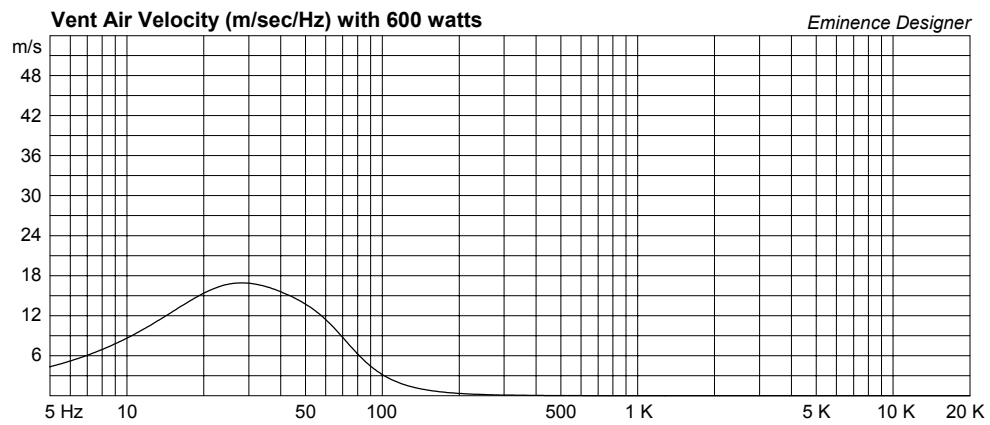
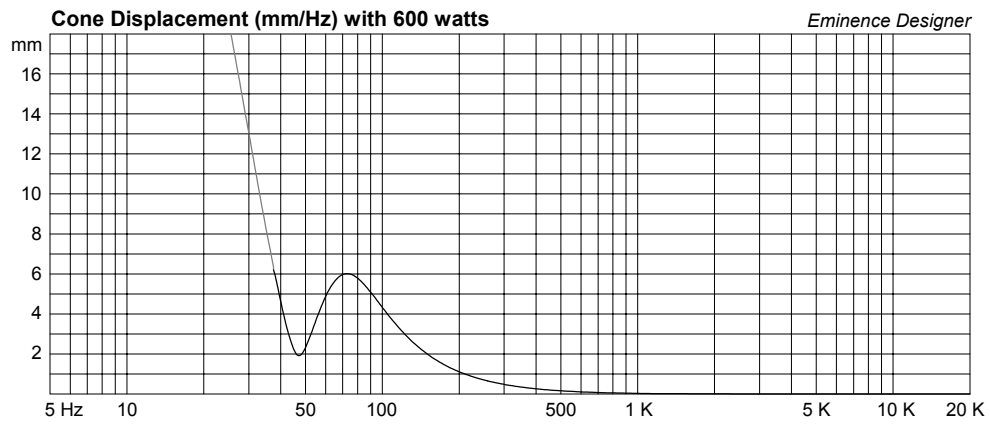
Re = 5.59 ohms [5.59]

Le = 0.83 mH [0.83]

Z = 8 ohms [8]

Pe = 200 watts [800]





# Legend BP102 Small Sealed Box, 1x10

By McJerry, Eminence Speaker LLC  
Thermally Limited to 200 Watts; F3 of 78 Hz.

## Box Properties

--Description--

Name:

Type: Closed Box

Shape: Prism, square

--Box Parameters--

Vb = 0.44 cu.ft

V(total) = 0.508 cu.ft

Qtc = 0.891

QL = 20

F3 = 78.18 Hz

Fill = heavy

## Driver Properties

--Description--

Name: Legend BP102

Type: Standard one-way driver

Company: Eminence Speaker LLC

Comment: Revised NOV 2005

Piston: Paper cone.

Suspension: Cloth surround.

Dust Cap: Zurette dust cap.

Frame: Stamped steel basket.

Voice Coil: 2 inch copper voice coil.

Magnet: 38 oz magnet.

--Configuration--

**No. of Drivers = 1**

--Driver Parameters--

Fs = 35.27 Hz

Qms = 5.36

Vas = 91.23 liters

Xmax = 6.2 mm

Sd = 334.5 sq.cm

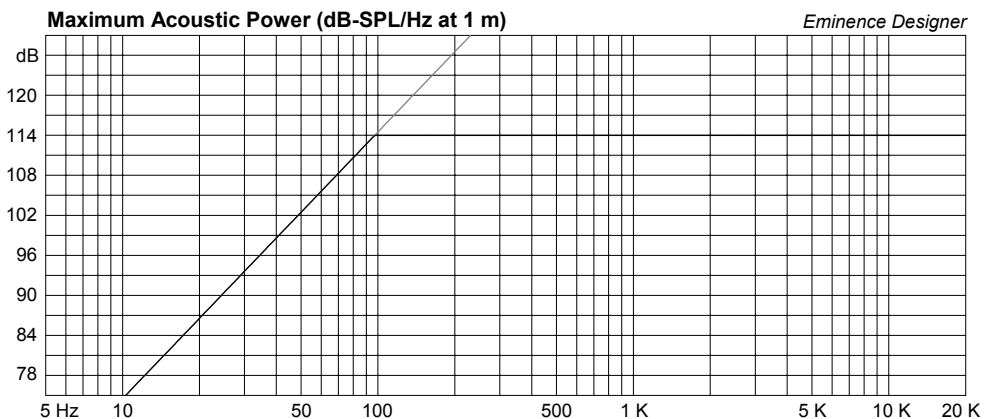
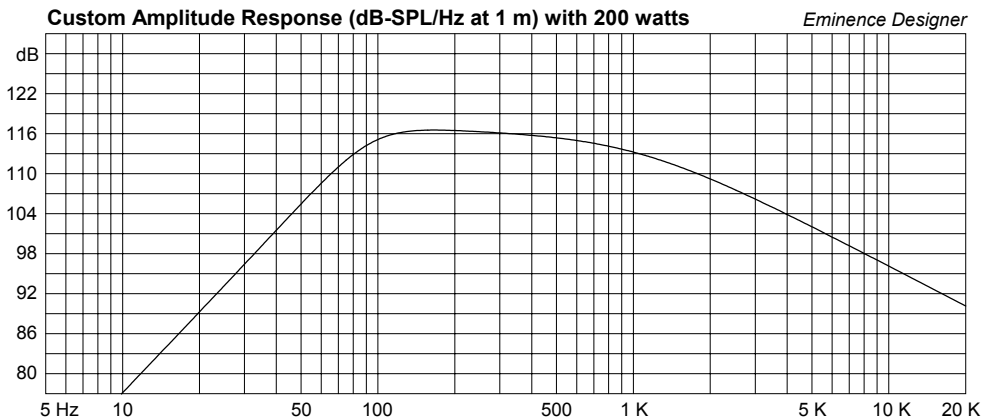
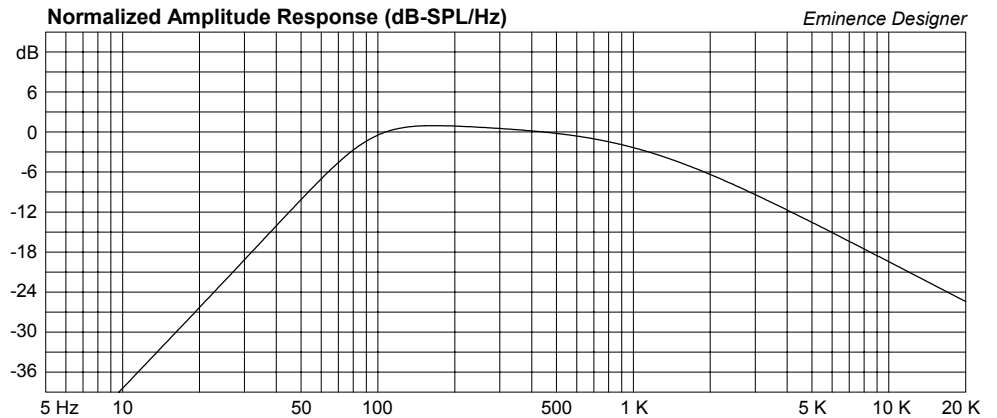
Qes = 0.47

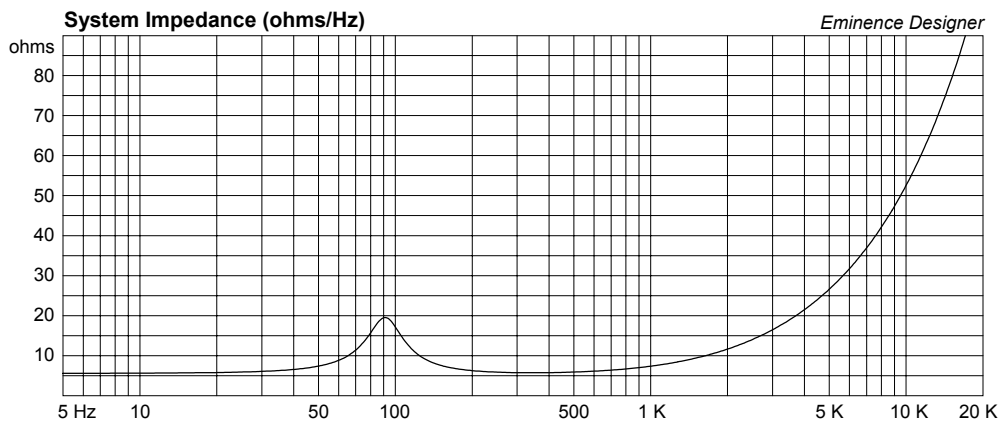
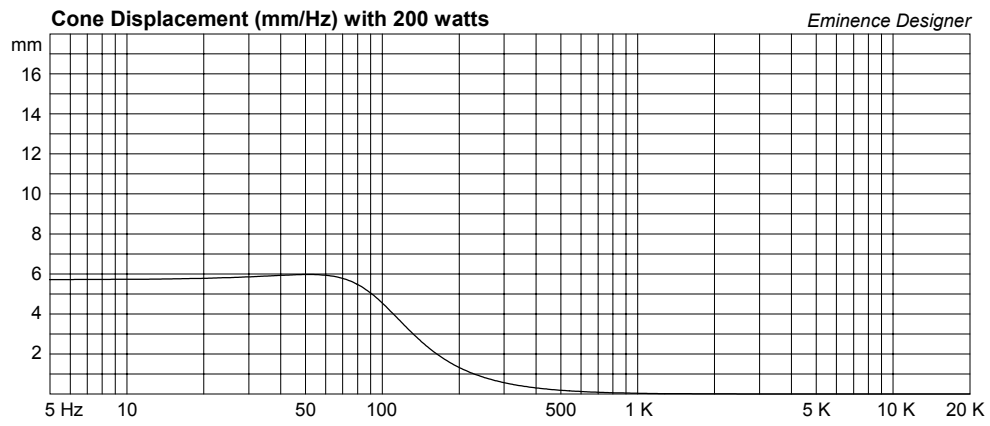
Re = 5.59 ohms

Le = 0.83 mH

Z = 8 ohms

Pe = 200 watts







# Legend BP102 Small Sealed 2x10 Bass Guitar Cabinet

By McJerry, Eminence Speaker LLC

Displacement Limited to 300 Watts; F3 of 74 Hz. Use a high pass filter set to 30 Hz for added protection.

## Box Properties

--Description--

Name:

Type: Closed Box

Shape: Prism, square (optimum)

--Box Parameters--

Vb = 1.1 cu.ft

V(total) = 1.237 cu.ft

Qtc = 0.827

QL = 20

F3 = 74.72 Hz

Fill = heavy

## Driver Properties

--Description--

Name: Legend BP102

Type: Standard one-way driver

Company: Eminence Speaker LLC

Comment: Revised NOV 2005

Piston: Paper cone.

Suspension: Cloth surround.

Dust Cap: Zurette dust cap.

Frame: Stamped steel basket.

Voice Coil: 2 inch copper voice coil.

Magnet: 38 oz magnet.

--Configuration--

**No. of Drivers = 2**

Mounting = Standard

Wiring = Parallel

Drivers sum coherently = Yes

--Driver Parameters--

Fs = 35.27 Hz

Qms = 5.36

Vas = 91.23 liters [182.5]

Xmax = 6.2 mm

Sd = 334.5 sq.cm [669]

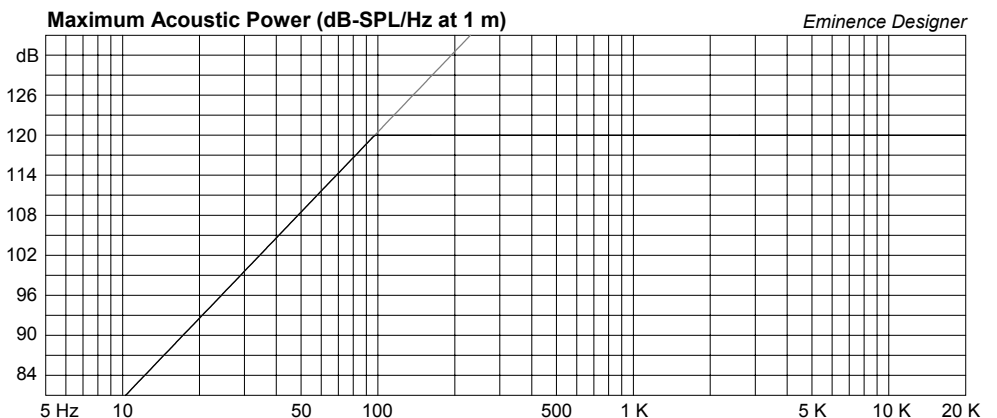
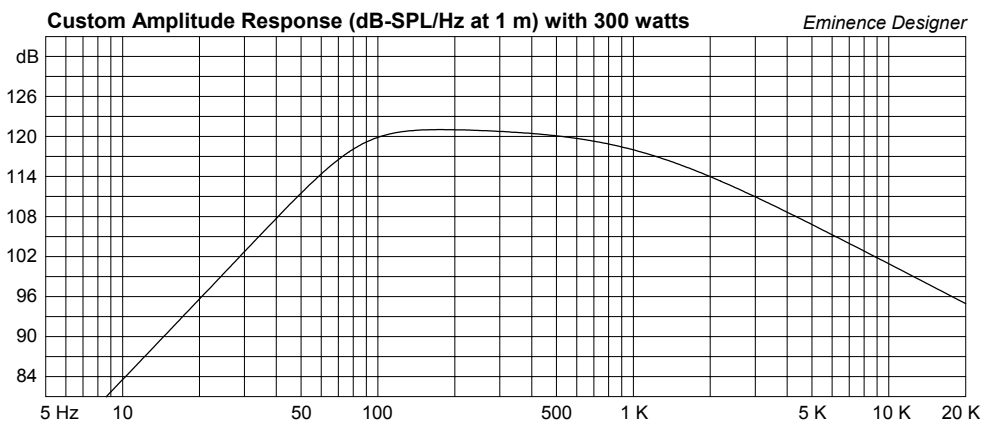
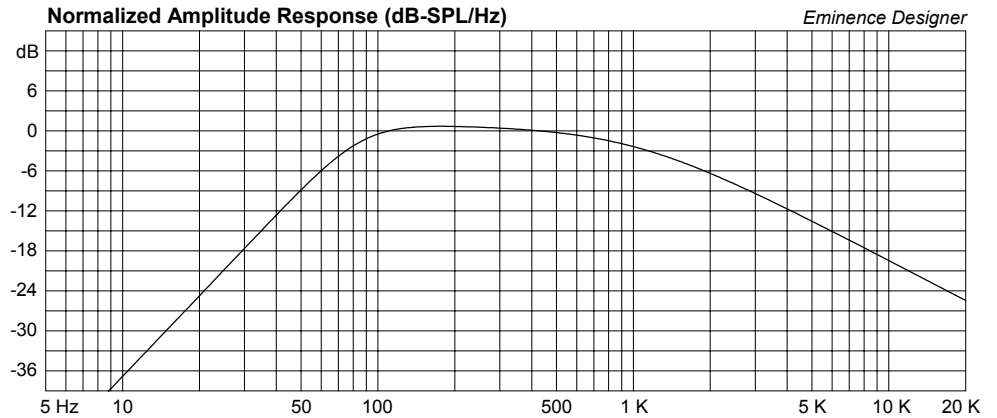
Qes = 0.47

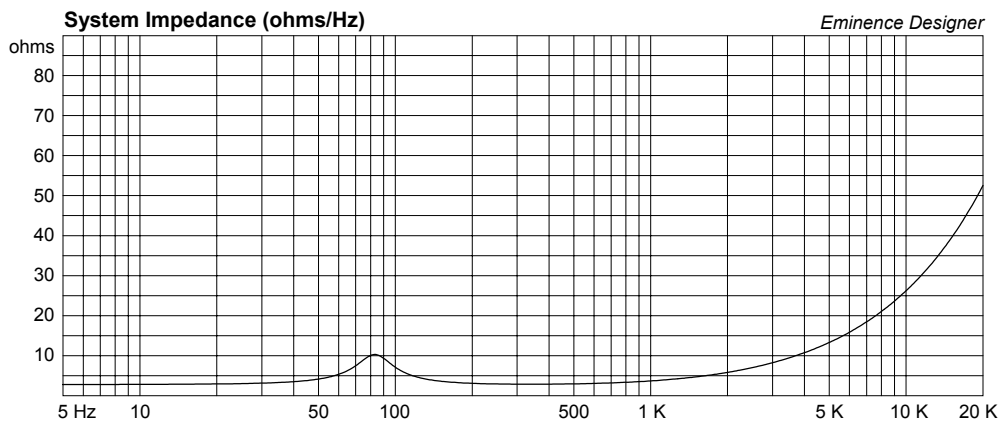
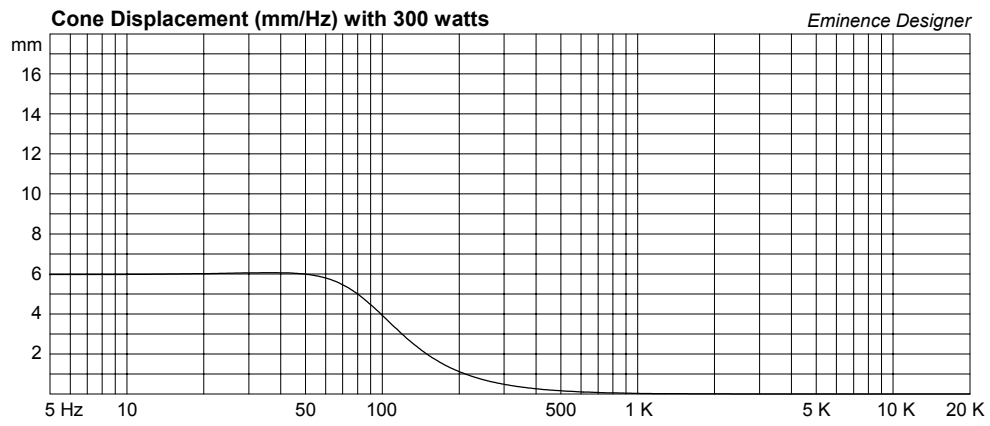
Re = 5.59 ohms [2.795]

Le = 0.83 mH [0.415]

Z = 8 ohms [4]

Pe = 200 watts [400]





# Legend BP102 Small Vented 1x10 Bass Guitar Cabinet

By McJerry, Eminence Speaker LLC

Displacement Limited to 175 Watts; F3 of 57 Hz. Use a high pass filter set to 35 Hz.

## Box Properties

--Description--

Name:

Type: Vented Box

Shape: Prism, square (optimum)

--Box Parameters--

Vb = 0.866 cu.ft

V(total) = 0.999 cu.ft

Fb = 48 Hz

QL = 7

F3 = 56.76 Hz

Fill = minimal

--Vents--

No. of Vents = 1

Vent shape = round

Vent ends = one flush

Dv = 3.5 in

Lv = 10.01 in

## Driver Properties

--Description--

Name: Legend BP102

Type: Standard one-way driver

Company: Eminence Speaker LLC

Comment: Revised NOV 2005

Piston: Paper cone.

Suspension: Cloth surround.

Dust Cap: Zurette dust cap.

Frame: Stamped steel basket.

Voice Coil: 2 inch copper voice coil.

Magnet: 38 oz magnet.

--Configuration--

**No. of Drivers = 1**

--Driver Parameters--

Fs = 35.27 Hz

Qms = 5.36

Vas = 91.23 liters

Xmax = 6.2 mm

Sd = 334.5 sq.cm

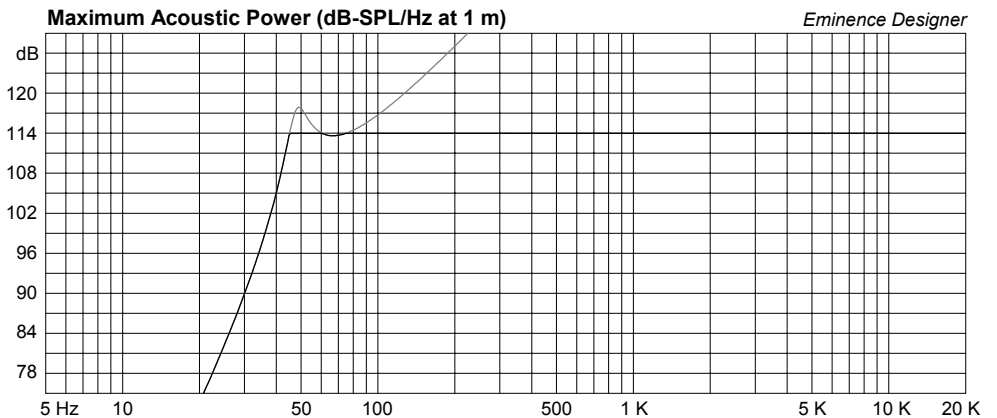
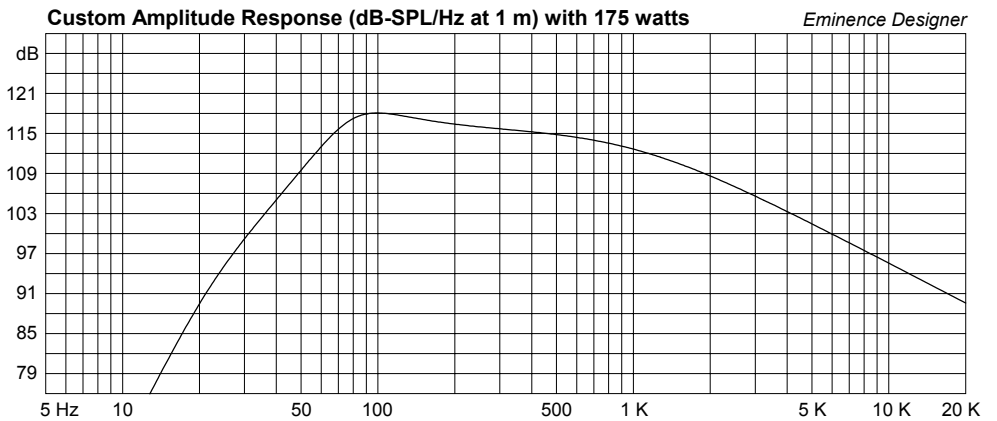
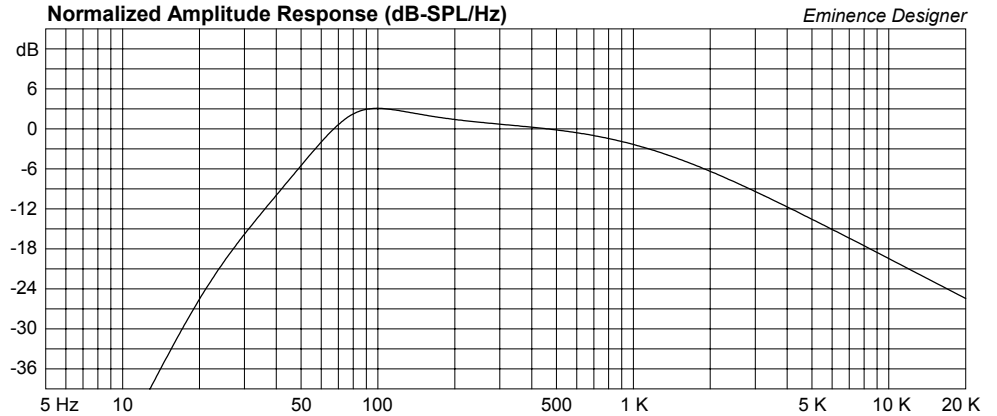
Qes = 0.47

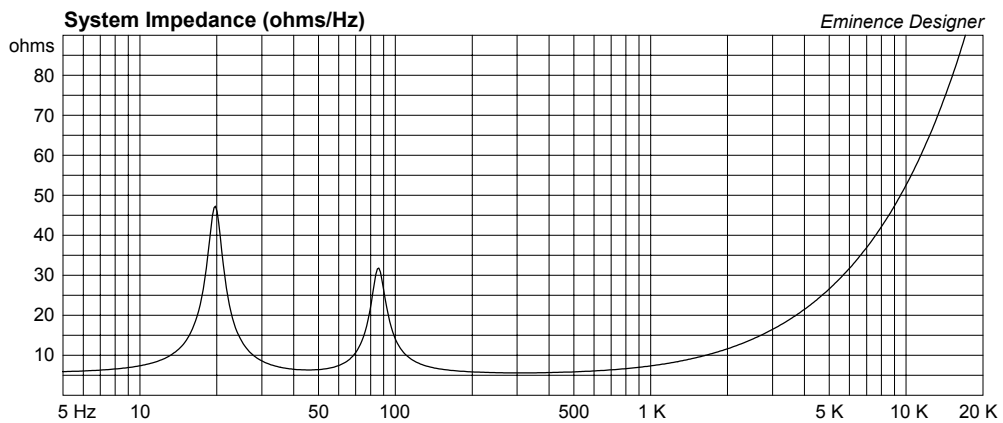
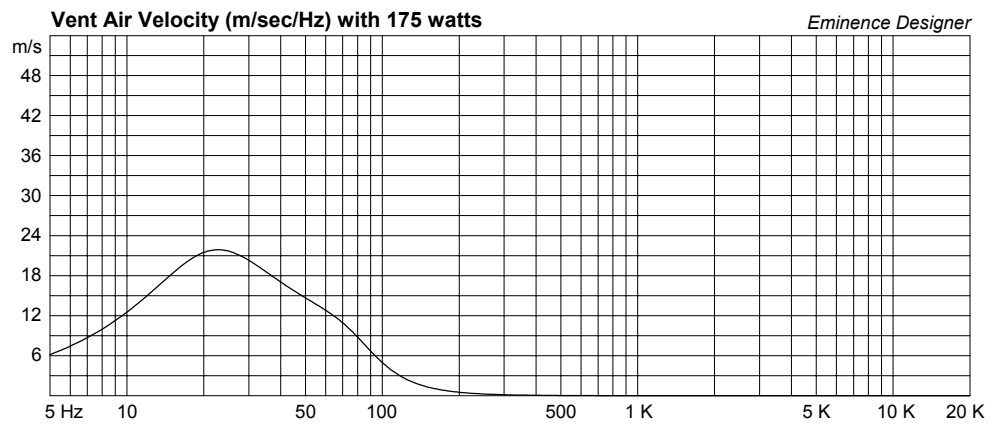
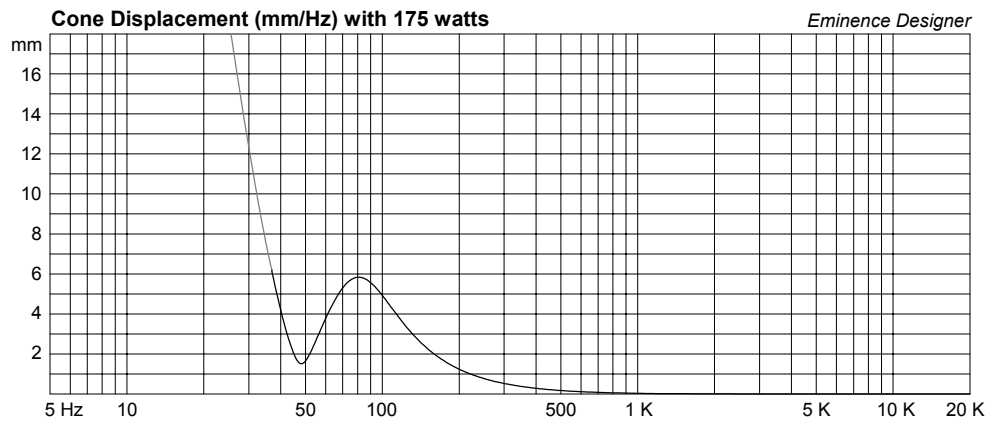
Re = 5.59 ohms

Le = 0.83 mH

Z = 8 ohms

Pe = 200 watts





# Legend BP102 Small Vented 2x10 Bass Guitar Cabinet

By McJerry, Eminence Speaker LLC

Displacement Limited to 350 Watts; F3 of 54 Hz. Use a high pass filter set to 35 Hz.

## Box Properties

--Description--

Name:

Type: Vented Box

Shape: Prism, square (optimum)

--Box Parameters--

Vb = 1.9 cu.ft

V(total) = 2.259 cu.ft

Fb = 45 Hz

QL = 7

F3 = 54.6 Hz

Fill = minimal

--Vents--

No. of Vents = 2

Vent shape = round

Vent ends = one flush

Dv = 4 in

Lv = 13.55 in

## Driver Properties

--Description--

Name: Legend BP102

Type: Standard one-way driver

Company: Eminence Speaker LLC

Comment: Revised NOV 2005

Piston: Paper cone.

Suspension: Cloth surround.

Dust Cap: Zurette dust cap.

Frame: Stamped steel basket.

Voice Coil: 2 inch copper voice coil.

Magnet: 38 oz magnet.

--Configuration--

**No. of Drivers = 2**

Mounting = Standard

Wiring = Parallel

Drivers sum coherently = Yes

--Driver Parameters--

Fs = 35.27 Hz

Qms = 5.36

Vas = 91.23 liters [182.5]

Xmax = 6.2 mm

Sd = 334.5 sq.cm [669]

Qes = 0.47

Re = 5.59 ohms [2.795]

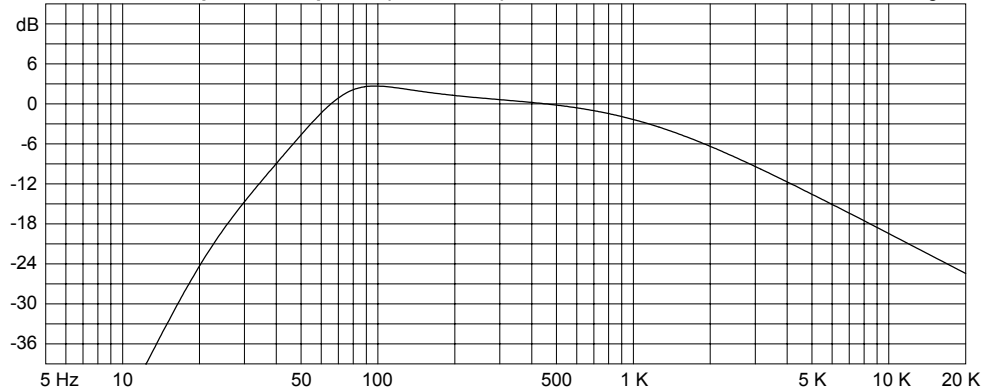
Le = 0.83 mH [0.415]

Z = 8 ohms [4]

Pe = 200 watts [400]

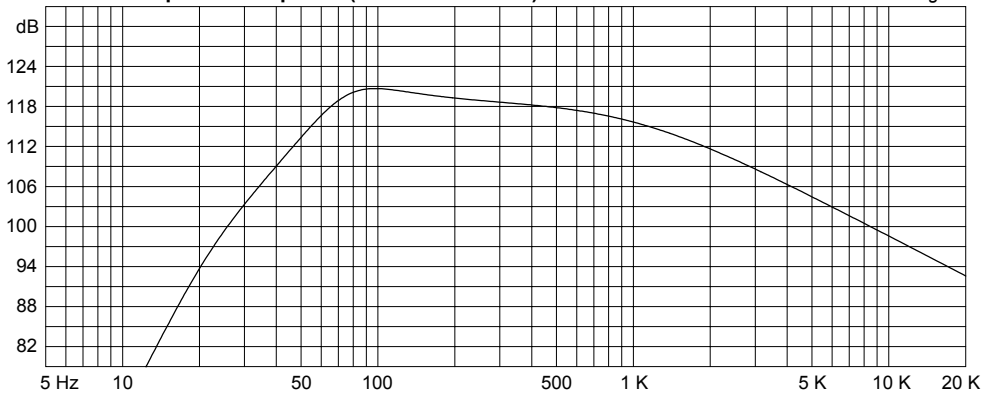
Normalized Amplitude Response (dB-SPL/Hz)

Eminence Designer



Custom Amplitude Response (dB-SPL/Hz at 1 m) with 175 watts

Eminence Designer



Maximum Acoustic Power (dB-SPL/Hz at 1 m)

Eminence Designer

