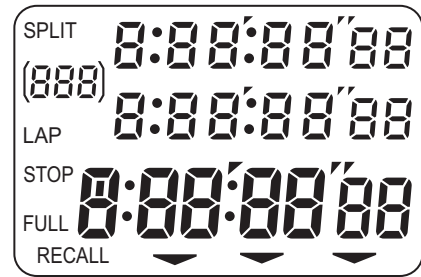


DT 320 STOPWATCH OPERATING INSTRUCTIONS

Feature

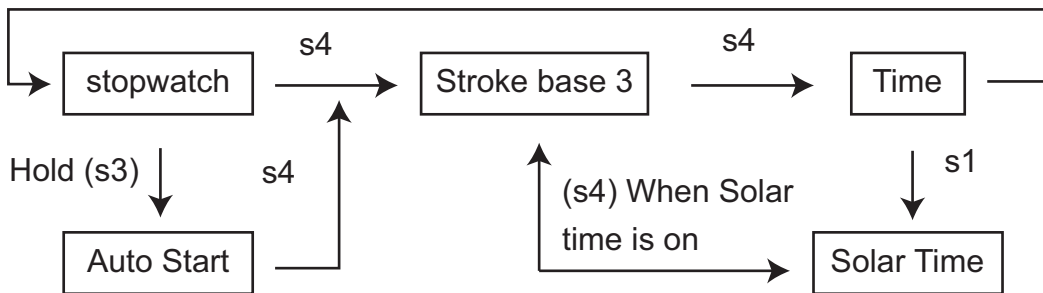
- 300 memories
- Auto start stopwatch
- Calendar and time display
- Lap year display
- Memory indicator
- Memory recall
- Stopwatch
- Stroke / Frequency measurement
- Solar time stopwatch



Water resistance

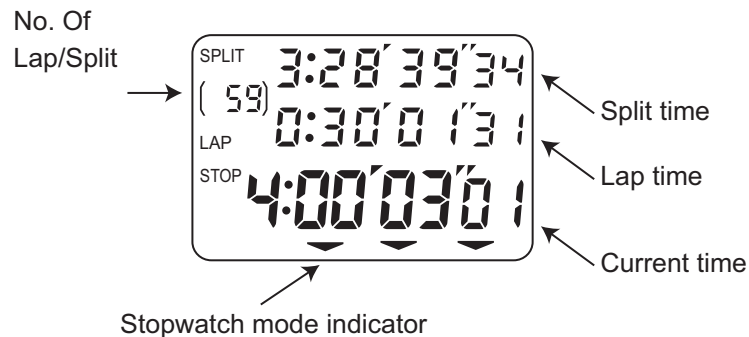
- The stopwatch is splash resistant.

Quick Reference Guide



Stopwatch

- Press (S4) until the display indicator points to Stopwatch.



Standard measurement

- Press (S1) to start --> Press (S1) again to stop --> Press (S3) to reset.
Accumulated Elapsed Time measurement
- Press (S1) to start --> Press (S1) again to stop --> Press (S1) to restart --> Press (S3) to stop --> Press (S2) to reset.

Lap/split measurement

- Press (S1) to start --> Press (S3) record (Lap/split 1) --> Press (S3) record (Lap/split 2) --> Press (S1) to stop --> Press (S3) to reset.

Viewing records in each race

- Press (S2) when the stopwatch is running or stop within each race.

Notes

1. Memory indicator

When 290 (lap/split) of data have been used. "Full" at the left bottom corner will begin to flash. It indicates there are only 10 memories left.

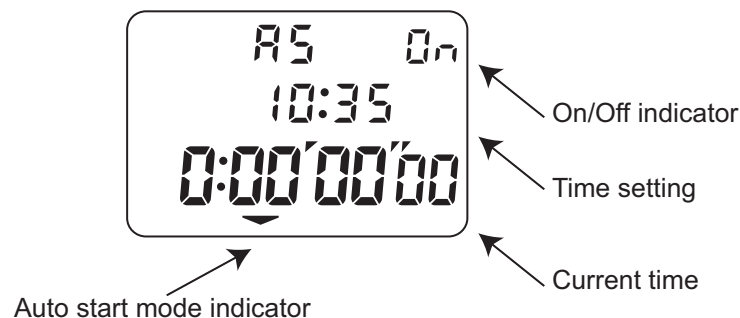
When 300 (lap/split) of data have been used, "Full" will be displayed and a special sound will be heard. It indicates all the memories have been used up.

When memories are used up, no more races can be recorded in memory.

- ### 2. Each race consumes some memories for start date and race information, taking more races will reduce the total number of lap/ split that can be recorded.

Auto Start Mode

Hold (S3) for 2 seconds in Stopwatch Mode.



Auto-Start Setting

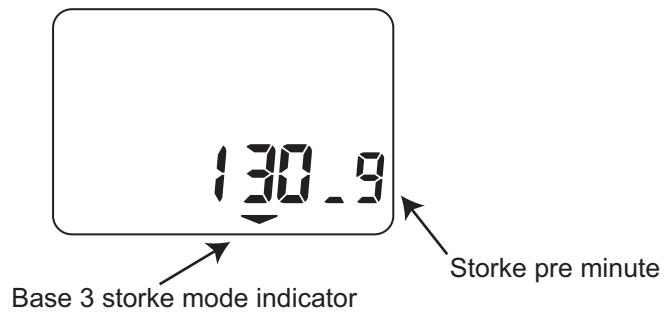
- Press (S3) to turn on the auto-start and minute digits will flash.
- Press (S3) to repeatedly select (flashing) digits (Minute Hour)
- Press (S1) to set the digits
- Press (S3) to accept the setting

Notes

1. Four short beeps and one long beep will be heard before the start time.
2. To turn off and exit the Auto Start Mode, press (S4).

Base three stroke / frequency mode

- Measure the time required for three strokes can automatically calculate the number of stroke per minute.
- Press (S4) until the display indicator points to Base Three Stroke / Frequency mode.



Base Three Stroke operation

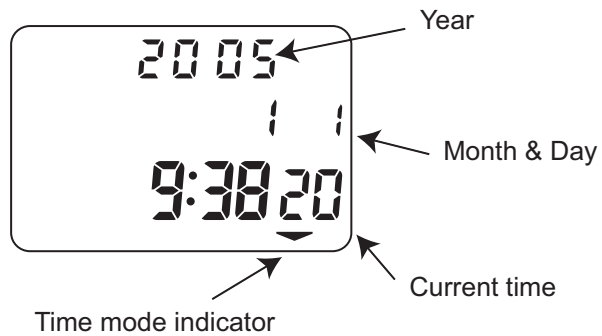
- Press (S1) to start --> Press (S1) again to stop --> Press (S3) to reset

Note

When measuring time is less than 1 second, or more than 18 seconds, "Err" will display.

Time Mode

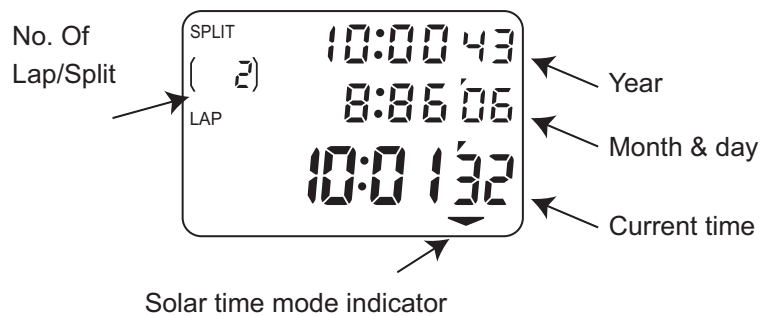
Press (S4) until the display indicator points to Time Mode.



Calendar and time setting

- Press (S3). Second digits flash
- Press (S3) again to select (flashing) digits (Second --> Minute --> Hour --> Year --> Month --> Day)
- Press (S1) to set the digits
- Press (S3) to accept the setting

Solar Time Mode



Standard measurement

- Press (S1) to start --> Press (S1) to stop --> Press (S3) to reset.

Lap/split measurement

- Press (S1) to start --> Press (S3) record (Lap/split 1) --> Press (S3) record (Lap/split 2) --> Press (S1) to stop --> Press (S3) to reset.

Viewing records in each race

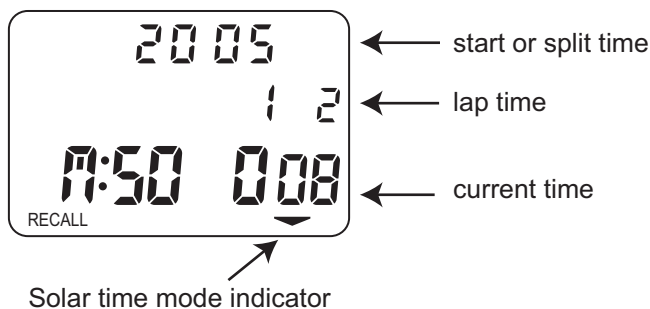
- Continuously press (S2) when the stopwatch is running or stop within each race.

Note

Please read notes of stopwatch for more information about the memory indicator.

Recall Mode

Press (S2) in at Time Mode or Stopwatch Mode.



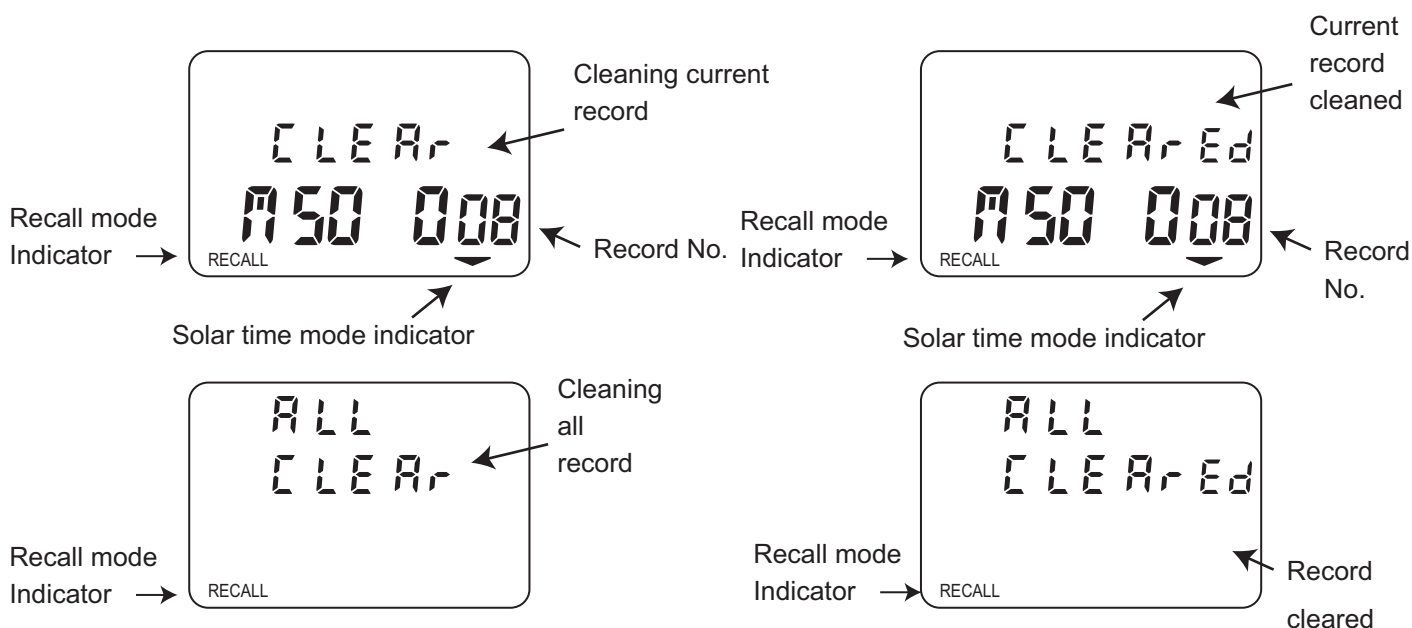
View lap/split of each race

- Continuously press (S2) can view the lap/ split in each race

Select different race records

- Continuously press (S3) can select different race records.

Clear Record



Clear one race

- Hold (S1) for 4 seconds in the race information display, 11 short beeps will hear to alert the delete of current record. One long beep indicates the record is deleted successfully.

Clear all race

- Hold (S1) for 8 seconds in the race information display, After the one race is deleted, 11 beep short beeps will hear again to alert the delete of all record. A long beep indicates all the records are deleted successfully.

Specification

Items	Range of measurement
Calendar	01-01-2000 to 31-12-2099
Solar time, Stopwatch and Auto Start	Up to 9:59' 59" 59
Maximum number of race	101
Maximum number of lap/split	300
Base three storke and frequency measurement	From 1 second to 18 second

Battery

- The miniature battery, which powers your watch, should last approximately 2 years.
- When the screen become dim and cannot read the digits clearly, it is recommended to replace the battery to prevent any malfunction.
- For battery replacement, we recommended you contact an AUTHORIZED DEALER and request a CR2032 battery.

System Reset

Press (S1), (S2), (S3) and (S4) together can reset the stopwatch.