

Portfolio of Values



Architects, developers and facility managers have selected Bobrick's performance-engineered restroom accessories with confidence for more than a century. As the market leader, we deliver building owner value through design excellence, compliance, sustainability, and economical cost-in-use.



Three design-integrated series of accessories include ConturaSeries® for prestige properties, TrimLineSeries™ for up scale buildings and ClassicSeries® for standard use and heavy-traffic projects. From Class A to education and healthcare, recessed and surface-mounted, we have your design.



Our products are engineered to meet the latest accessibility requirements including wall protrusion, mounting heights, reach ranges and operation. Bobrick also provides detailed consultation on compliant product selection and installation. Bobrick/Koala meet ADA-ABA, ICC/ANSI, ASTM, EN.



Bobrick is at the forefront of the touch-free commercial restroom with automatic models to limit cross contamination. Our stainless products are easy to maintain and sanitize through regular cleaning. Microban® Antimicrobial protection is a Koala® baby changing station exclusive.



Accessories fabricated of 50%-70% post-industrial stainless steel contribute toward LEED certification. Soap and towel dispensers are engineered to reduce consumables usage eliminating the need for proprietary towels and soap cartridges, thereby reducing the operating footprint of a given building.



Robust engineering and built-in maintainability are the standards for Bobrick restroom accessories and Koala products, providing life-of-the-building functionality with appropriate maintenance. Reduced repair and replacement costs also deliver a positive impact on the operating budget.



Cost-in-use savings are also trademarks of Bobrick restroom accessories. Products are designed to control soap and paper towel usage, reduce labor and maintenance expense, and to be vandal-resistant. Savings calculators, available online, confirm the substantial savings and return on investment.



Non-proprietary dispensing of universal paper towels and bulk soap help building owners escape the high prices of consumables contracts common to closed system products. This facilitates open-market procurement and the ability to take advantage of a large variety of soap and towel options.

Catalog Information

WHAT'S NEW

Architects and designers acknowledge that healthcare projects are among the most complex. Bobrick answers these needs with a collection of new and specialized products in concert with a comprehensive line of accessories. For a free copy, visit bobrick.com.



Healthcare Products Brochure



Planning Guide for Accessible Restrooms

SYMBOLS AND RESOURCES

The wheelchair designates accessories that meet ADA Accessibility Guidelines. For a free copy, visit bobrick.com.

Many Bobrick products assist in fulfilling sustainability and LEED objectives; for example, 50%-70% recycled stainless steel fabrication. See TB-88.

Products with the black QuickShip symbol ship within two days of receipt of order in the U.S. and Canada; products with the white QuickShip symbol apply to the U.S. only.

[VISIT BOBRICK.COM FOR MORE INFORMATION](http://bobrick.com)

Table of Contents

RESTROOM ACCESSORIES:

Towel/Waste Units, Combination	5
Paper Towel Dispensers	9
Sanitary Napkin/Tampon Vendors	11
Waste Receptacles, Wall-Mounted	12
Waste Receptacles and Reusable Vinyl Liners	12
Waste Receptacles, Floor-Standing	13
Soap Dispensers, Manual Counter-Mounted	14
Soap Dispensers, SureFlo Dispensing System	15
Soap Dispensers, Automatic SureFlo	16
Soap Dispenser, Designer SureFlo	17
Soap Dispensers, Wall-Mounted	18
Hand Dryers	22
Mirrors	24

TOILET COMPARTMENT ACCESSORIES:

Toilet Tissue Dispensers	19
Cubicle Collection	20
Toilet Compartment Accessories	26
Sanitary Napkin Disposals	28
Toilet Seat Cover Dispensers	29
Grab Bars	30
Grab Bars, Vinyl-Coated Antimicrobial	31

SPECIALTY PRODUCTS:

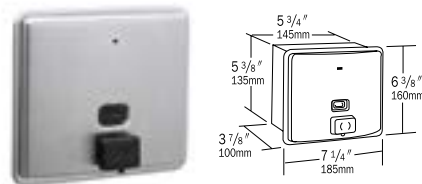
Bathroom Accessories	32
Shower/Tub Accessories	33
Hooks/Shelves/Custodial Accessories	35
Specimen Pass-Thru Cabinet	37
Koala Kare® Child Care Products	38
Warranties/Patents	39

Numerical Product Index

MODEL NO.	PAGE NO.	MODEL NO.	PAGE NO.	MODEL NO.	PAGE NO.	MODEL NO.	PAGE NO.
B-1556 Series	25	B-298	37	B-4380	32	B-6897	31
B-165 Series	24	B-299	33	B-4388	19	B-6898.99	30
B-1656 Series	25	B-301	29	B-4390	32	B-697	20
B-1658 Series	25	B-3013	29	B-43944	6	B-6977	20
B-1659 Series	25	B-306	18	43944-134	7	B-699	20
B-166 Series	24	B-3094	26	B-43949	6	B-6997	20
204-1	33	B-318	10	B-4706	11	B-6999	20
204-2	33	B-347	26, 27	B-47064	11	B-69997	20
204-3	33	B-3471	26, 27	B-47069	11	B-7120	23
B-207	33	B-34715	26, 27	B-49916	31	B-7125	22
B-211	36	B-3474	26, 27	B-4998	31	B-7128	23
B-2111	18	B-34745	26, 27	B-5050	18	B-7180	23
B-2112	18	B-3479	26, 27	B-50516	37	B-7188	23
B-2116	36	B-353	28	B-50517	37	B-72860	9
B-212	35	B-35303	28	B-5116	36	B-72974	9
B-220816	13	B-354	28	B-517	34	B-750	22
B-221	29	B-357	26, 27	B-518	34	B-7671	35
B-221216	13	B-3571	26, 27	B-5181	34	B-76717	35
B-223	37	B-35715	26, 27	B-518116	34	B-7672	35
B-224	37	B-3574	26, 27	B-5191	34	B-76727	35
B-2250	13	B-35745	26, 27	B-5192	34	B-7685	21
2250-3	12	B-3579	26, 27	B-5193	34	B-76857	21
B-2260	13	B-359	10	B-5221	29	B-7686	21
B-2280	13	B-35903	10	B-526	8	B-76867	21
B-2300	13	B-3644	12	B-5262	10	B-770	23
B-232	36	367-60	5	B-5270	28	B-778	23
B-233	35	368-60	5	B-5288	19	B-81212	15
B-239	37	B-369	8	B-529	13	B-81312	15
B-2400	13	369-130	7, 8, 10	B-530	32	B-81412	15
251-4	30	B-36903	8	B-532	13	B-822	14
252-30	30	B-3699	8	B-541	20	B-8221	14
B-253	9	3706-176	11	B-5416	20	B-82216	14
2583	30	B-3706	11	B-542	20	B-8226	14
2586	30	B-37063	11	B-5426	20	B-823	14
B-262	10	B-370634	11	B-543	20	B-8231	14
262-130	7, 10	B-370639	11	B-5436	20	B-82316	14
B-2620	10	B-3725	22	B-544	20	B-8236	14
B-2621	10	B-3803	7	B-5446	20	B-82401	16
B-26212	10	3803-130	7	B-545	20	B-824	16
B-263	10	B-38032	7	B-5456	20	B-8241	16
B-264	21	B-38034	7	B-5806 Series	30	B-830	15
B-265	21	B-380349	7	B-580616 Series	31	B-830-341	15
B-26607	18	B-386	26	B-5837	31	B-830-359	15
B-26617	18	B-3888	19	B-58616	31	B-830-372	15
B-26627	18	B-39003	7	B-5897	31	B-833-359	15
B-26637	18	39003-130	7	B-5898	30	B-833-372	15
B-268	12	B-3942	6	B-6047	33	B-8397	32
268-14	12	B-3944	6	B-6107	33	B-918116L	34
B-270	28	3944-52	5	B-6637	20	B-918116R	34
B-2706	11	3944-130	6, 7	B-667	20	B-840	17
B-272	19	3944-134	5, 6, 7, 12	B-6677	20	B-845	17
B-273	21	B-3947	6	B-6697	20	B-846	17
B-2730	21	B-3949	6	B-6699	20	B-848	17
B-274	21	B-3961	5	B-66997	20	B-849	17
B-2740	21	3961-50	5	B-670	35	B-850	17
B-27460	21	B-39617	5	B-6707	35	B-855	17
B-275	12	B-39619	5	B-671	35	B-856	17
275-14	12	B-397	33	B-6717	35	B-858	17
B-277	12	B-3974	5	B-672	35	B-859	17
B-279	12	B-39747	5	B-6727	35	B-8870	17
279-14	12	3974-57	5, 9, 16, 17	B-673	32	B-8875	17
B-2840	21	3974-250	5, 9	B-6737	32	B-8876	17
B-2860	9	B-3979	5	B-674	32	B-8878	17
B-287	37	B-398	33	B-6747	32	B-942	25
B-2888	19	B-40	18	B-676	32	B-983	36
B-2890	19	B-4063	18	B-677	35	B-985	36
B-2892	19	B-4112	18	B-6777	35	KB101-00	38
B-290 Series	24	B-42	18	B-6806 Series	30	KB110-SSRE	38
B-2906 Series	25	B-4207	33	B-68137	31	KB110-SSWM	38
B-2908 Series	25	B-4221	29	B-682	36	KB200-00	38
B-2909 Series	25	B-4262	10	B-6827	36	KB200-01SS	38
B-292 Series	24	B-4288	19	B-683	32	KB200-05SS	38
B-293 Series	25	B-4353	28	B-685	21		
B-294 Series	25	B-4354	28	B-6857	21		
B-295	37	B-43644	12	B-686	21		
B-296	37	43644-134	7, 12	B-6861	31		
B-297	33	B-4369	8	B-68616	31		
B-2974	9	4369-134	7	B-6867	21		
B-29744	9	B-43699	8	B-687	32		



Soap Dispensers



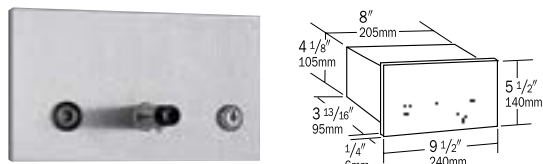
B-4063 ConturaSeries RECESSED SOAP DISPENSER

Dispenses all-purpose soaps. Drawn, 20-gauge, one-piece front, satin-finish stainless steel with vessel attached to back. Capacity: 50-fl oz. Pulls out for filling. Concealed locking device.



B-4112 ConturaSeries SURFACE-MOUNTED SOAP DISPENSER

Corrosion-resistant valve dispenses commercially marketed all-purpose hand soaps. Container is satin-finish stainless steel. Capacity: 40-fl oz. Soap refill window. Concealed wall fastening. Hinged filler-top requires special key to open. Vandal-resistant. Unit 7" W, 6 1/8" H; wall to push-button, 3 9/16".



B-306 TrimLineSeries RECESSED SOAP DISPENSER

Satin-finish stainless steel. Door: 90° return, conceals flange. Door swings open for filling vessel on back. Hinge and tumbler lock secure door to cabinet. Capacity: 45-fl oz. Valve dispenses all-purpose soaps. Soap refill window.



B-2111 ClassicSeries SURFACE-MOUNTED SOAP DISPENSER

Vertical tank is satin-finish stainless steel. Valve dispenses all-purpose hand soaps. Capacity: 40-fl oz. Soap refill window. Concealed wall fastening. Hinged filler-top requires special key to open. Vandal-resistant. Unit 4 3/4" W, 8 1/8" H; wall to push-button, 3 1/2".



B-2112 Similar to B-2111, but horizontal.

NEW



B-26627 SURFACE-MOUNTED FOAM SOAP DISPENSER

Satin-finish stainless steel. Accepts foam soap cartridges or bulk-fill soaps. Push activated with less than 5 lbs of force. Capacity: 17-fl oz. Concealed wall fastening. Hinged housing with key lock and soap refill window. Vandal resistant. 3 3/4" x 11 3/4" x 6".



B-26637 Similar to B-26627, with 34 fl-oz. capacity.

NEW



B-26607 SURFACE-MOUNTED LIQUID SOAP DISPENSER

Satin-finish stainless steel. Accepts liquid soap cartridges or bulk-fill soaps. Push activated with less than 5 lbs of force. Capacity: 17-fl oz. Concealed wall fastening. Hinged housing with key lock and soap refill window. Vandal resistant. 3 3/4" x 11 3/4" x 6".



B-26617 Similar to B-26607, with 34 fl-oz. capacity.



B-40 ClassicSeries SURFACE-MOUNTED SOAP DISPENSER

Two-tone black and grey. Valve dispenses all-purpose soaps. Vandal-resistant lid has keyless locking device, pivots up for easy top filling. Translucent container provides visible soap level. Capacity: 40-fl oz. Concealed wall/mirror mounting, removable for cleaning. Unit 5 13/16" W, 6 7/8" H; wall to push-button, 3 3/16".



B-42 Similar to B-40, but all black.

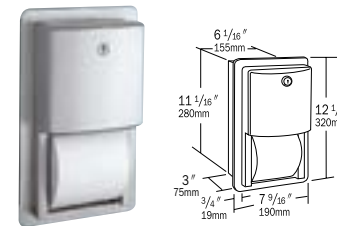


B-5050 MatrixSeries SURFACE-MOUNTED SOAP DISPENSER

Impact-resistant polymer; grey color. Valve dispenses all-purpose hand soaps, removable for easy maintenance. Lid has concealed locking device. Concealed wall/mirror mounting. Large-capacity container: 50-fl oz. Unit 6" W, 8 1/8" H; wall to push-button, 4".



Toilet Tissue Dispensers



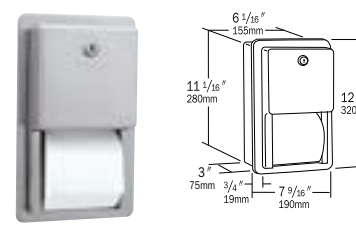
B-4388 ConturaSeries RECESSED MULTI-ROLL TOILET TISSUE DISPENSER

Satin-finish stainless steel unit and dispensing mechanism. Flush tumbler lock. Holds two rolls up to 5 1/4" dia. (1800 sheets). Extra roll drops in place when bottom roll is depleted. Theft-resistant, heavy-duty spindles.



B-4288 ConturaSeries SURFACE-MOUNTED MULTI-ROLL TOILET TISSUE DISPENSER

Satin-finish stainless steel unit with stainless steel dispensing mechanism. Flush tumbler lock. Holds two rolls up to 5 1/4" dia. (1800 sheets). Extra roll automatically drops in place when bottom roll is depleted. Theft-resistant, heavy-duty spindles. Unit 6 1/16" W, 11" H, 5 15/16" D.



B-3888 ClassicSeries RECESSED MULTI-ROLL TOILET TISSUE DISPENSER

Satin-finish stainless steel unit and dispensing mechanism. Door has flat face with protruding tumbler lock. Holds two rolls up to 5 1/4" dia. (1800 sheets). Extra roll drops in place when bottom roll is depleted. Theft-resistant, heavy-duty spindles.



B-2888 ClassicSeries SURFACE-MOUNTED MULTI-ROLL TOILET TISSUE DISPENSER

Satin-finish stainless steel unit with stainless steel dispensing mechanism. Door has flat face with protruding tumbler lock. Holds two rolls up to 5 1/4" dia. (1800 sheets). Extra roll automatically drops in place when bottom roll is depleted. Theft-resistant, heavy-duty spindles. Unit 6 1/16" W, 11" H, 5 15/16" D.



B-5288 MatrixSeries SURFACE-MOUNTED MULTI-ROLL TOILET TISSUE DISPENSER

Durable ABS plastic; grey color. Two-roll dispensing mechanism for rolls up to 5 3/4" dia. (2000 sheets). Extra roll easily shifts into place when bottom roll is depleted. Concealed locking device. Unit 6 1/4" W, 13 1/2" H, 6 7/8" D.



B-2892 SURFACE-MOUNTED TWIN JUMBO-ROLL TOILET TISSUE DISPENSER

Satin-finish stainless steel. Equipped with tumbler lock. Spindles hold two 10" dia. rolls with 2 1/4" dia. core; convertible for 3" dia. core rolls. Sliding access panel exposes one roll at a time, allows easy roll change-over. Wide viewing slot in door. Quick reloading. Unit 20 13/16" W, 11 3/8" H, 5 5/16" D.



B-272 SURFACE-MOUNTED TOILET TISSUE CABINET

Satin-finish stainless steel. Equipped with tumbler lock; vandal-resistant. Dispenses either single- or double-fold toilet tissue. Large capacity: 1330 singlefold tissues. Slots in cabinet indicate refill time. May be refilled with full standard pack before dispenser is empty. Unit 5" W, 8 15/16" H, 3" D.

B-2890 SINGLE JUMBO-ROLL SURFACE MOUNTED TOILET TISSUE DISPENSER

Satin-finish Type-304 stainless steel. Equipped with tumbler lock. Spindle holds one 10" dia. roll with 1 5/8" dia. core. Convertible for 2 1/16" and 1 5/8" dia. core rolls. Powder-coated mounting plate. Slot reveals tissue supply. Unit 10 5/8" W, 10 5/8" H, 4 1/2" D.

