


Channels



Master™ Brass Clipped Channel with Rubber

Original brass channel hand inspected for exceptional quality control.

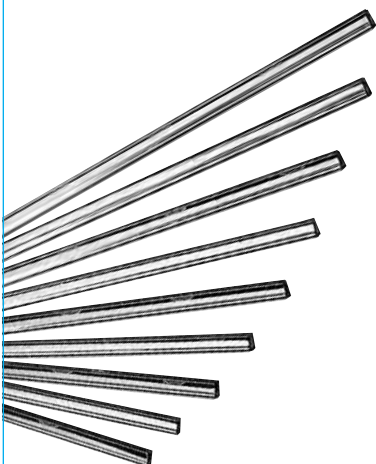
MODEL	CODE	PER CASE
06 (15cm)	1119	12
08 (20cm)	1123	12
10 (25cm)	1127	12
10 (25cm)	1128	36
12 (30cm)	1131	12
12 (30cm)	1132	36
14 (35cm)	1135	12
14 (35cm)	1136	36
16 (40cm)	1140	12
16 (40cm)	1141	36
18 (45cm)	1144	12
18 (45cm)	1145	36
20 (50cm)	1148	12
22 (55cm)	1152	12
22 (55cm)	1153	36



Super Channel

Extruded gold anodized channel in longer lengths designed to reduce flex for optimal results.


MODEL	CODE	PER CASE
18 (45 cm)	11020	12
24 (60cm)	11030	12
30 (75cm)	11040	12
36 (90cm)	11050	12



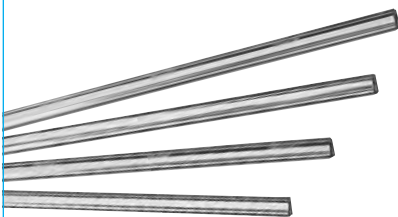
Master™ Stainless Steel Clipped Channel with Rubber

Bright annealed stainless steel channel is strong and corrosion resistant. Hand inspected.

MODEL	CODE	PER CASE
08 (20 cm)	1161	12
10 (25 cm)	1165	12
12 (30 cm)	1169	12
14 (35 cm)	1173	12
16 (40 cm)	1177	12
18 (45 cm)	1181	12
20 (50 cm)	1184	12
22 (55 cm)	1188	12



Each individual channel is hand inspected assuring the absolute highest quality and flawless performance.



Aluminum Channel with Rubber

Featherweight alternative to traditional channel with uncompromising performance. Hand inspected.

MODEL	CODE	PER CASE
12 (30 cm)	1912	12
14 (35 cm)	1914	12
16 (40 cm)	1916	12
18 (45 cm)	1918	12