










Cup Lids & Inserts (Compatible with Kal-Clear® & Nexclear® Cups)

Cup lids are available in a variety of sizes, in dome and flat formats. Inserts pair with Kal-Clear and Nexclear Cups, and Indulge Containers to create convenient grab-and-go packaging. Cup inserts have unique design for easy insert and removal.

| PRODUCT NAME | DESCRIPTION | MATERIAL | PART/ UPC NUMBER | BAGS/ QTY. EA. | CASE QTY. | CASE WT. (LBS.) | CUBE (FT ³) | CASE DIMENSIONS (IN.) | TIER/ HEIGHT |
|--|--------------------------------|----------|---------------------------|----------------|-----------|-----------------|-------------------------|-----------------------|--------------|
|  LKC9/10 | Clear, X-Slot, Flavor Buttons | PET | 9508053 049202014026 | 25/100 | 2,500 | 13.5 | 2.8 | 16.8 x 16.8 x 17.3 | 9/6 |
|  LKC12T | Clear, X-Slot, Flavor Buttons | PET | 9508063 00049202014118 | 10/100 | 1,000 | 6.6 | 1.4 | 17.8 x 16.9 x 8.1 | 6/12 |
|  LKC12/20FX | Clear, Flat, X-Slot | PET | 9508076 049202022007 | 10/100 | 1,000 | 7.7 | 1.7 | 19.6 x 16.9 x 8.8 | 6/11 |
|  LKC16/24FX | Clear, Flat, X-Slot | PET | 9508079 049202022724 | 10/100 | 1,000 | 8.3 | 1.9 | 20.7 x 16.9 x 9.3 | 6/11 |
|  LS636FX | Clear, Flat, X-Slot | PET | 9508078 049202022359 | 10/100 | 1,000 | 10.0 | 2.7 | 22.6 x 20.3 x 10.0 | 4/10 |
|  LKC9/10F | Clear, Flat, No Slot | PET | 9508068 049202016358 | 25/100 | 2,500 | 13.5 | 2.8 | 16.8 x 16.8 x 17.3 | 9/6 |
|  LKC12/20F | Clear, Flat, No Slot | PET | 9508056 049202014057 | 10/100 | 1,000 | 7.7 | 1.7 | 19.6 x 16.9 x 8.8 | 6/11 |
|  LKC16/24F | Clear, Flat, No Slot | PET | 9508067 049202014811 | 10/100 | 1,000 | 8.3 | 1.9 | 20.7 x 16.9 x 9.3 | 6/11 |
|  SLKC12/24 | Clear, Sip Lid | PET | 9508082 049202025060 | 10/100 | 1,000 | 10.4 | 1.9 | 20.7 x 17.1 x 9.3 | 6/11 |
| DLKC16/24 | Clear Dome, 1" Hole | PET | 9508058 049202014071 | 10/100 | 1,000 | 12.3 | 2.4 | 21.4 x 20.6 x 9.3 | 6/11 |
| DLKC9/10NH | Clear Dome, No Hole | PET | 9508073 049202016761 | 10/100 | 1,000 | 8.1 | 1.4 | 18.2 x 16.8 x 7.8 | 6/12 |
| DLKC12/20NH | Clear Dome, No Hole | PET | 9508059 049202014088 | 10/100 | 1,000 | 11.2 | 2.0 | 20.4 x 19.5 x 8.8 | 6/11 |
| DLKC16/24NH | Clear Dome, No Hole | PET | 9508060 049202014125 | 10/100 | 1,000 | 12.9 | 2.4 | 21.4 x 20.6 x 9.3 | 6/11 |
| DLKC16/24S | Clear Dome, 1.75" Hole | PET | 9508062 0049202014101 | 10/100 | 1,000 | 11.3 | 2.4 | 21.4 x 20.6 x 9.3 | 6/11 |
| DLKC32S | Clear, 1.75" Hole | PET | 9508066 049202014552 | 10/ 50 | 500 | 6 | 1.9 | 22.8 x 9.5 x 15.0 | 8/6 |
| CI2N | 2 oz. Clear, Narrow Cup Insert | PET | 9508071 049202016754 | 10/100 | 1,000 | 6.8 | 1.1 | 18.8 x 15.6 x 6.8 | 6/14 |
| CI2 | 2 oz. Clear, Cup Insert | PET | 9508072 049202016747 | 8/125 | 1,000 | 8.2 | 1.5 | 22.9 x 13.7 x 8.3 | 6/12 |
| CI4 | 4 oz. Clear, Cup Insert | PET | 9508074 049202017423 | 10/100 | 1,000 | 8.5 | 1.6 | 19 x 18.3 x 7.9 | 4/11 |
| CI4W | 4 oz. Clear, Wide Cup Insert | PET | 9508080 049202023639 | 10/100 | 1,000 | 9.3 | 2.0 | 19.8 x 19.8 x 8.6 | 4/11 |