

# SH-45TE





## Main feature

- Touch-free stainless steel button.
- Power supply: +12 V DC (+ 1%, - 15%).
- Work resource: more than 100 million clicks.
- Degree of protection: IP68.
- Permissible humidity: 10% — 94%.
- Temperature condition: -27 — +60 °C.
- Contact closure time: 50 ms.
- Body: Metal.
- Colors: Black, Silver.
- Dimensions: 70 × 114 × 19,5 mm.
- Diameter: 59 mm.
- Wheelbase for mounting screws: 83.5 mm.
- Distance (radius) from the center to the screw hole: 41.75 mm.

## TOUCH-FREE BUTTON

# SH-45TE

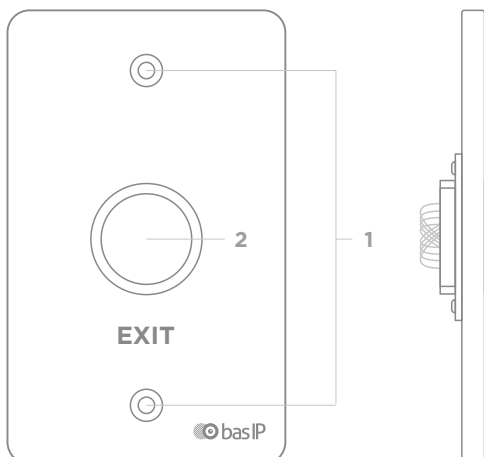


Full User Manual  
[wiki.bas-ip.com](http://wiki.bas-ip.com)

## Device description

No-touch exit button with a resource of more than 100 million clicks.  
Operation at a distance up 15 to 25 cm.

## Appearance



- 1 - Screw holes.
- 2 - Contactless button.

## Completeness check of the product

Before installation of the exit button, it is necessary to check that it is complete and all components are available.

### Exit button kit includes:

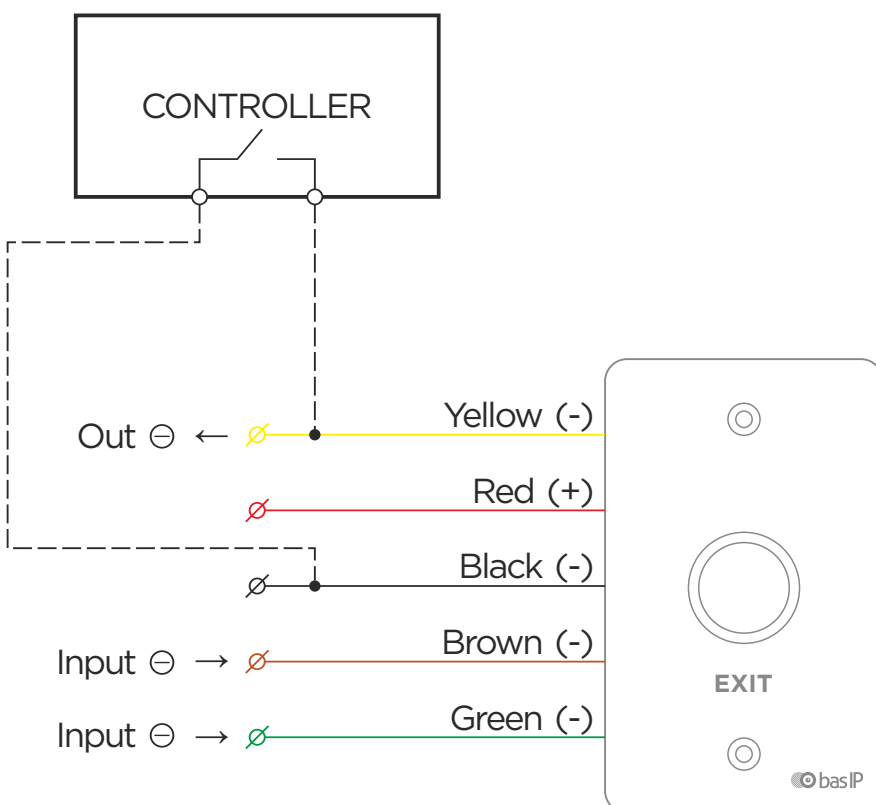
Exit button	1 pc
Manual	1 pc
Set screw kit	1 pc

## Electrical connection

After verifying the device's completeness, you can switch to the exit button connection.

### IMPORTANT

- It is strictly forbidden to supply more than + 12.2V to the SH-45TE button.
- Do not load the output contact of the button with a current exceeding 100 mA.
- It is strictly forbidden to use the SH-45TE button to use the power supply used to power the lock.
- It is necessary to use a separate power supply to which locks and other high-consumption equipment are not connected.



### Purpose of wires:

- Red: + 12V (+ 1%, - 15%).
- Black: Ground (General).
- Brown: Transfer to trigger mode.
- Green: Changes the backlight color to green.
- Yellow: Controlled output.

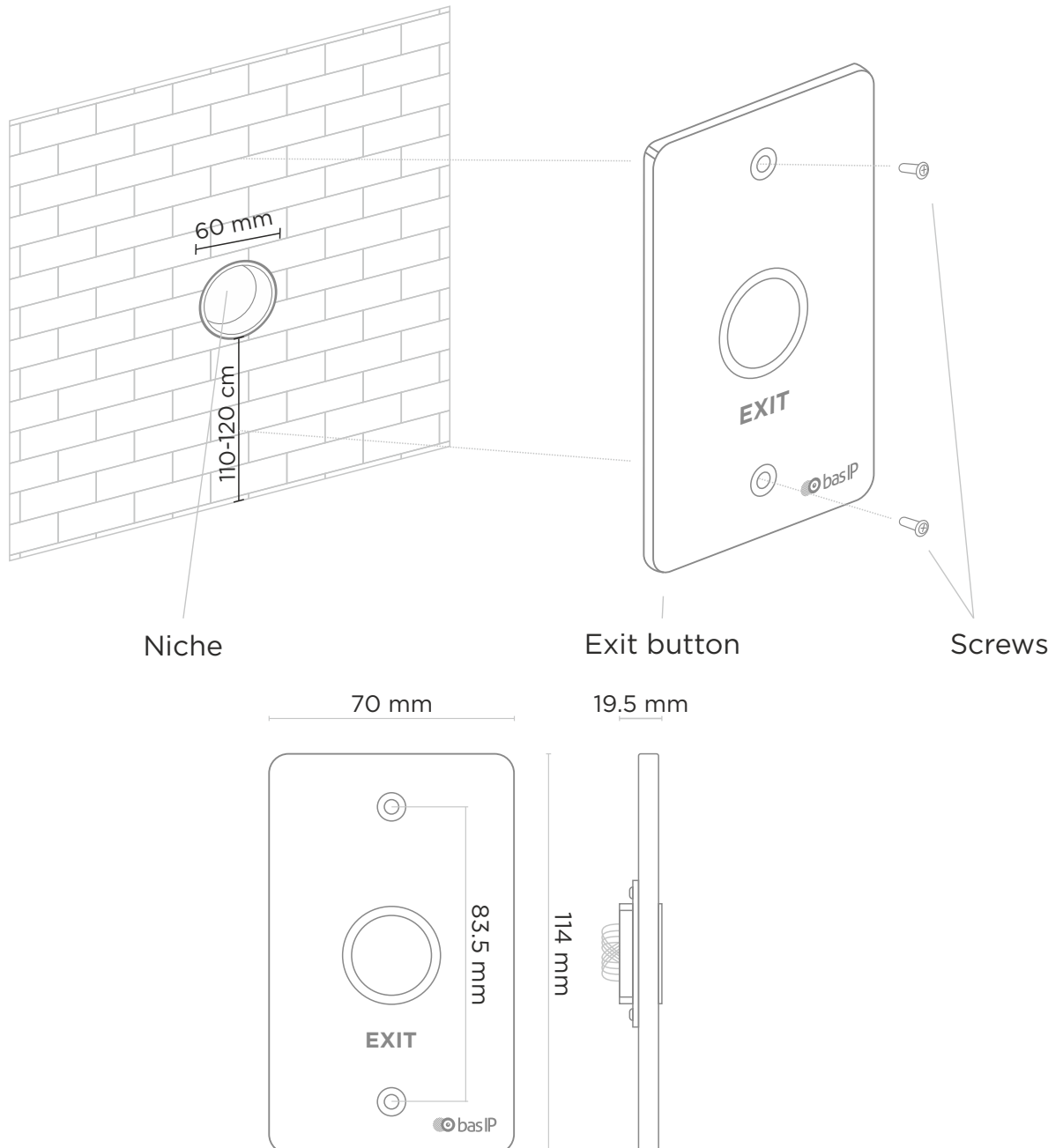
## Mechanical mounting

Before mounting the exit button, a hole or recess in the wall with diameter 60 mm must be provided. It is also necessary to provide supply of a power cable, additional modules.

### Important!

Although this proximity button is IP68 waterproof and dustproof, outdoor installation should still be avoided if rainfall is possible in your area, creating a dense wall of rain in front of the face of the button, in order to avoid unintentional false positives.

To avoid inadvertent activation of the proximity button sensors during rainfall creating a dense rain wall, the proximity button must be installed in such a way that the dense rain wall during precipitation extends no closer and not less than 800 mm from the face of the proximity button.



## Warranty

The warranty card number \_\_\_\_\_

Model name \_\_\_\_\_

Serial number \_\_\_\_\_

Seller name \_\_\_\_\_

With following stated terms of warranty is familiar, functional test was performed in my presence:

Customer signature \_\_\_\_\_

## Warranty conditions

**The warranty period of the product — 36 (thirty-six) months from the date of sale.**


- Transportation of product must be in its original packaging or supplied one by the seller.
- The product is accepted in warranty repair only with a properly filled warranty card and the presence of intact stickers or labels.
- The product is accepted for examination in accordance with the cases provided by law, only in the original packaging, in a full complete set, appearance corresponding to the new equipment and presence of all relevant properly filled documents.
- This warranty is in addition to the constitutional and other consumer rights and in no way restrict them.

## Terms of warranty

- The warranty card must indicate the name of the model, serial number, purchase date, name of the seller, seller company stamp and the customer's signature.
- Delivery to the warranty repair is carried out by the buyer himself.
- Warranty repairs carried out only during the warranty period specified in the warranty card.
- The service center is committed to do everything possible to carry out the repair warranty products, up to 24 working days. The period spent on the restoration of product functionality is added to the warranty period.







[www.bas-ip.com](http://www.bas-ip.com)