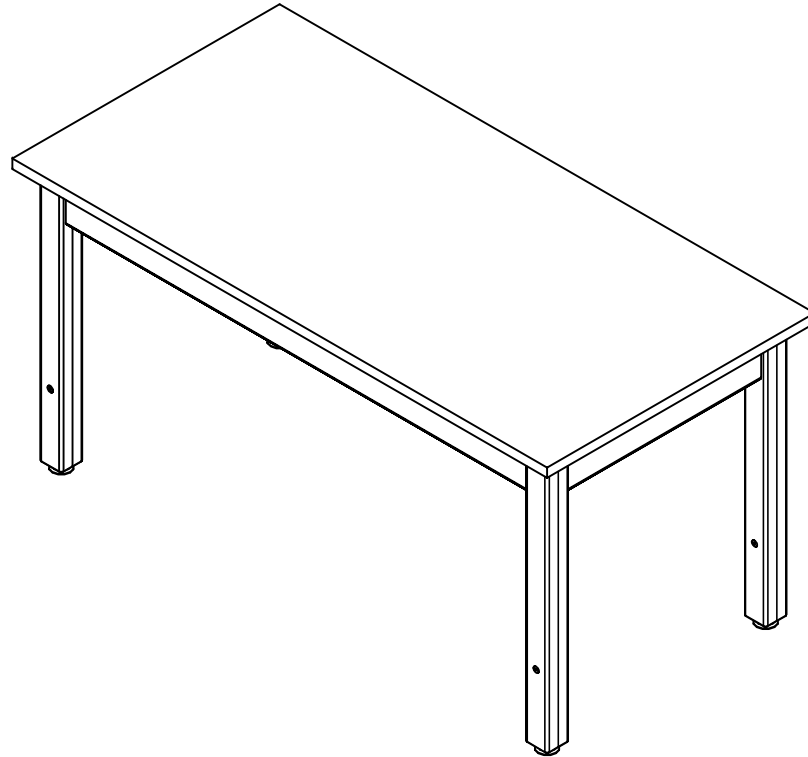


ADJUSTABLE HEIGHT TABLE

A7000 SERIES TABLES (OAK OR MAPLE)
ASSEMBLY INSTRUCTIONS



NOTE:

1. MODEL VIEWS MAY NOT REPRESENT EXACT MODEL PURCHASED

ALL DIMENSIONS ARE IN INCHES UNLESS NOTED OTHERWISE	DWN BY: EMK	DATE DWN: 8/21/14
CABINET SQUARENESS = ± .0625	APR BY:	DATE APR:
FRACTIONAL VALUES = ± 1/32"	APR BY:	DATE APR:
- ALL VALUES ± OVERALL -		

CONFIDENTIAL:
ALL DESIGN RIGHTS RESERVED
THE INFORMATION, DATA, DESIGN, AND DRAWINGS EMBODIED IN THIS DOCUMENT AND ALL REPRODUCTIONS THEREOF ARE THE EXCLUSIVE PROPERTY OF DIVERSIFIED WOODCRAFTS, INC.

THESE DOCUMENTS ARE SUPPLIED WITH THE UNDERSTANDING THAT THEY WILL NOT BE DISCLOSED TO THIRD PARTIES WITHOUT WRITTEN CONSENT OF DIVERSIFIED WOODCRAFTS, INC. ANY REPRODUCTION IN PART OR WHOLE WITHOUT WRITTEN CONSENT IS SUBJECT TO LEGAL ACTION.



300 South Krueger Street
Suring, WI 54174
diversifiedwoodcrafts.com

TITLE:
ADJUSTABLE HEIGHT TABLE
ASSEMBLY INSTRUCTIONS

REV.	DESCRIPTION	DATE	NAME	ECN NO.
A	CREATED ASSEMBLY INSTRUCTIONS	8/21/14	EMK	-
REVISION LEVEL				

DRAWING NUMBER:	SCALE:	SHEET:	REVISION:
A7000 SERIES TABLES	NTS	1 OF 6	REV A

TOOLS REQUIRED

1/2" WRENCH
1/2" SOCKET AND TORQUE WRENCH - OPTIONAL

ASSEMBLY COMPONENTS

ITEMS INCLUDED	PART #	PART DESCRIPTION	QTY
TOP AND APRON ASSEMBLY	N/A	TOP ASSEMBLY (FACTORY ASSEMBLED)	1
LEG HARDWARE	520001	LEG HARDWARE KIT, 1 LEG	4
LEGS	VARIES	LEG, 2.25X2.25X28.25	4

NOTE:

- 1. COMPONENTS VARY WITH STYLE OF TABLE PURCHASED.
 - 1.1. TOP SELECTIONS:
 - 1.1.1. CHEMGUARD, PHENOLIC, EPOXY, COLORED PLAM, OR BLACK PLAM W/ T-MOLD.

ALL DIMENSIONS ARE IN INCHES UNLESS NOTED OTHERWISE	DWN BY: EMK	DATE DWN: 8/21/14
CABINET SQUARENESS = ± .0625	APR BY:	DATE APR:
FRAGMENTAL VALUES = ± 1/32"	APR BY:	DATE APR:
- ALL VALUES ± OVERALL -		

CONFIDENTIAL:
 ALL DESIGN RIGHTS RESERVED
 THE INFORMATION, DATA, DESIGN, AND DRAWINGS EMBODIED IN THIS DOCUMENT AND ALL REPRODUCTIONS THEREOF ARE THE EXCLUSIVE PROPERTY OF DIVERSIFIED WOODCRAFTS, INC.

THESE DOCUMENTS ARE SUPPLIED WITH THE UNDERSTANDING THAT THEY WILL NOT BE DISCLOSED TO THIRD PARTIES WITHOUT WRITTEN CONSENT OF DIVERSIFIED WOODCRAFTS, INC. ANY REPRODUCTION IN PART OR WHOLE WITHOUT WRITTEN CONSENT IS SUBJECT TO LEGAL ACTION.

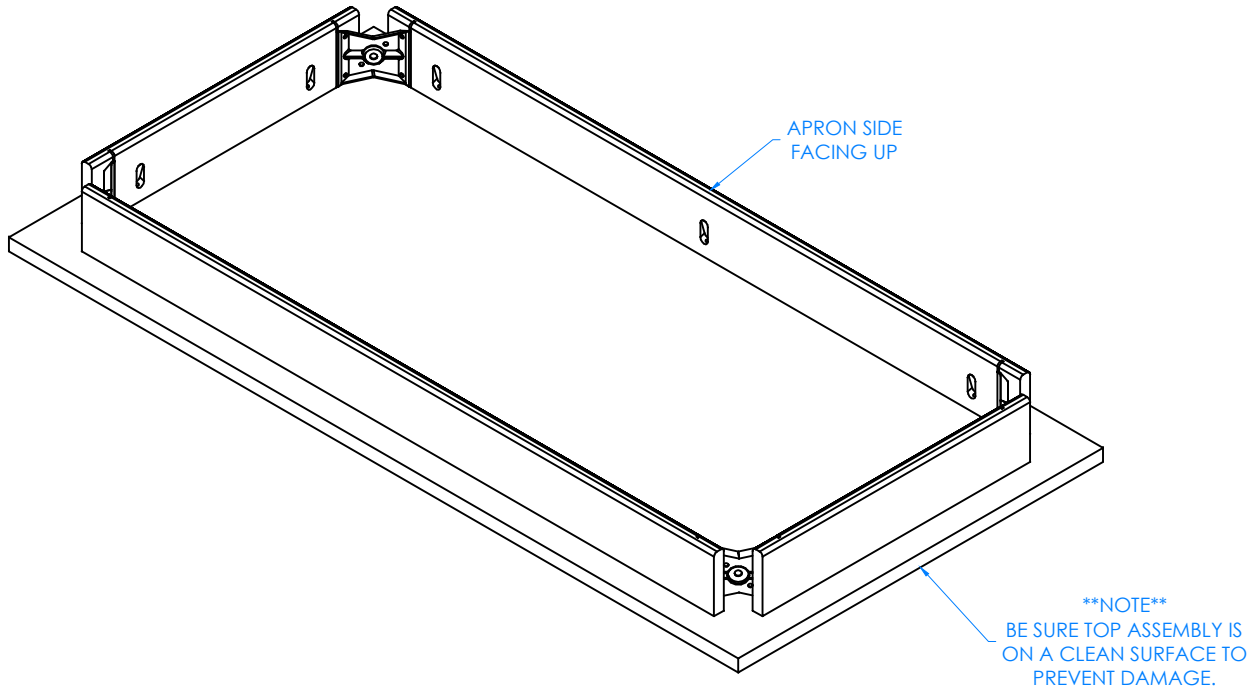


300 South Krueger Street
 Suring, WI 54174
 diversifiedwoodcrafts.com

TITLE:
 ADJUSTABLE HEIGHT TABLE
 TOOLS AND ASSEMBLY COMPONENTS

REV.	DESCRIPTION	DATE	NAME	ECN NO.
A	CREATED ASSEMBLY INSTRUCTIONS	8/21/14	EMK	-
REVISION LEVEL				

DRAWING NUMBER: A7000 SERIES TABLES	SCALE: NTS	SHEET: 2 OF 6	REVISION: REV A
---	---------------	------------------	--------------------



STEP 1:

- LAY TOP ASSEMBLY ON FLOOR WITH APRON SIDE FACING UP.

NOTE:

1.

ALL DIMENSIONS ARE IN INCHES UNLESS NOTED OTHERWISE	DWN BY: EMK	DATE DWN: 8/21/14
CABINET SQUARENESS = ± .0625	APR BY:	DATE APR:
FRACTIONAL VALUES = ± 1/32"	APR BY:	DATE APR:
- ALL VALUES ± OVERALL -		

CONFIDENTIAL:
ALL DESIGN RIGHTS RESERVED
THE INFORMATION, DATA, DESIGN, AND DRAWINGS EMBODIED IN THIS DOCUMENT AND ALL REPRODUCTIONS THEREOF ARE THE EXCLUSIVE PROPERTY OF DIVERSIFIED WOODCRAFTS, INC.

THESE DOCUMENTS ARE SUPPLIED WITH THE UNDERSTANDING THAT THEY WILL NOT BE DISCLOSED TO THIRD PARTIES WITHOUT WRITTEN CONSENT OF DIVERSIFIED WOODCRAFTS, INC. ANY REPRODUCTION IN PART OR WHOLE WITHOUT WRITTEN CONSENT IS SUBJECT TO LEGAL ACTION.

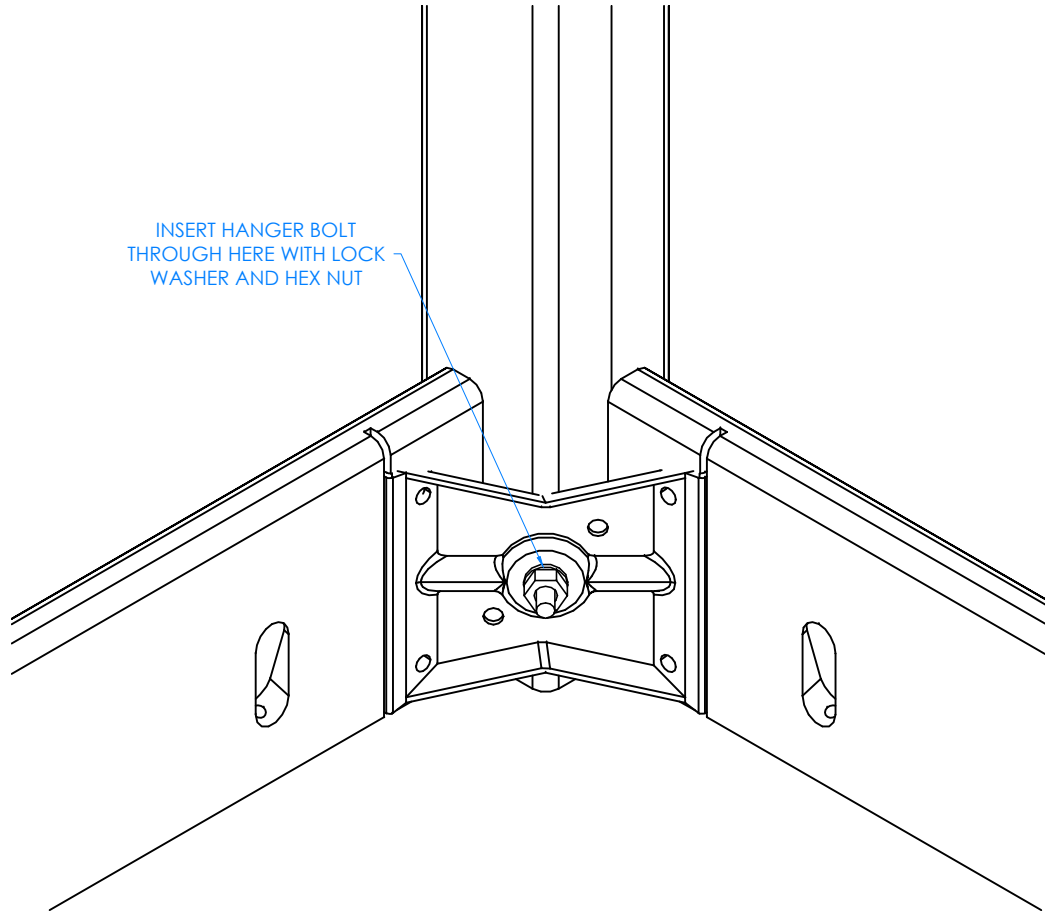


300 South Krueger Street
Suring, WI 54174
diversifiedwoodcrafts.com

TITLE:
ADJUSTABLE HEIGHT TABLE
ASSEMBLY INSTRUCTIONS

REV.	DESCRIPTION	DATE	NAME	ECN NO.
A	CREATED ASSEMBLY INSTRUCTIONS	8/21/14	EMK	-
REVISION LEVEL				

DRAWING NUMBER:	SCALE:	SHEET:	REVISION:
A7000 SERIES TABLES	NTS	3 OF 6	REV A



INSERT HANGER BOLT
THROUGH HERE WITH LOCK
WASHER AND HEX NUT

STEP 2:

- INSERT HANGER BOLT ON ONE LEG THROUGH THE CORNER BRACKET AND INSERT LOCK WASHER AND HEX NUT.
- TIGHTEN NUT USING A 1/2" WRENCH OR 1/2" SOCKET AND TORQUE WRENCH, TO A MINIMUM OF 12 FT LBS BUT NOT TO EXCEED 17 FT LBS.
- REPEAT FOR THE OTHER LEGS.

CLOSE UP OF CORNER LEG ASSEMBLY

NOTE:

1.

ALL DIMENSIONS ARE IN INCHES UNLESS NOTED OTHERWISE	DWN BY:	EMK	DATE DWN:	8/21/14
CABINET SQUARENESS = ± .0625	APR BY:		DATE APR:	
FRACTURAL VALUES = ± 1/32"	APR BY:		DATE APR:	
- ALL VALUES ± OVERALL -				

CONFIDENTIAL:
ALL DESIGN RIGHTS RESERVED
THE INFORMATION, DATA, DESIGN, AND DRAWINGS EMBODIED IN THIS DOCUMENT AND ALL REPRODUCTIONS THEREOF ARE THE EXCLUSIVE PROPERTY OF DIVERSIFIED WOODCRAFTS, INC.

THESE DOCUMENTS ARE SUPPLIED WITH THE UNDERSTANDING THAT THEY WILL NOT BE DISCLOSED TO THIRD PARTIES WITHOUT WRITTEN CONSENT OF DIVERSIFIED WOODCRAFTS, INC. ANY REPRODUCTION IN PART OR WHOLE WITHOUT WRITTEN CONSENT IS SUBJECT TO LEGAL ACTION.

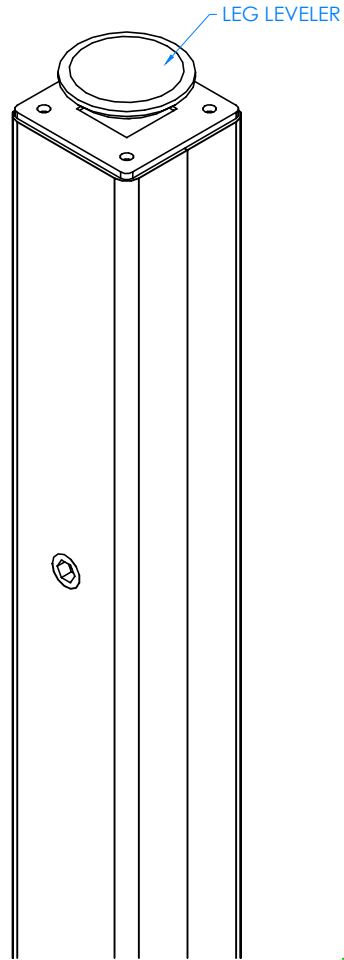


300 South Krueger Street
Suring, WI 54174
diversifiedwoodcrafts.com

TITLE:
ADJUSTABLE HEIGHT TABLE
ASSEMBLY INSTRUCTIONS

REV.	DESCRIPTION	DATE	NAME	ECN NO.
A	CREATED ASSEMBLY INSTRUCTIONS	8/21/14	EMK	-
REVISION LEVEL				

DRAWING NUMBER:	SCALE:	SHEET:	REVISION:
A7000 SERIES TABLES	NTS	4 OF 6	REV A



STEP 3:

- SCREW LEG LEVELERS INTO BOTTOM OF LEGS.

NOTE:

1.

CLOSE UP OF LEG LEVELER ASSEMBLY

ALL DIMENSIONS ARE IN INCHES UNLESS NOTED OTHERWISE	DWN BY: EMK	DATE DWN: 8/21/14
CABINET SQUARENESS = ± .0625	APR BY:	DATE APR:
FRACTIONAL VALUES = ± 1/32"	APR BY:	DATE APR:
- ALL VALUES ± OVERALL -		

CONFIDENTIAL:
 ALL DESIGN RIGHTS RESERVED
 THE INFORMATION, DATA, DESIGN, AND DRAWINGS EMBODIED IN THIS DOCUMENT AND ALL REPRODUCTIONS THEREOF ARE THE EXCLUSIVE PROPERTY OF DIVERSIFIED WOODCRAFTS, INC.

THESE DOCUMENTS ARE SUPPLIED WITH THE UNDERSTANDING THAT THEY WILL NOT BE DISCLOSED TO THIRD PARTIES WITHOUT WRITTEN CONSENT OF DIVERSIFIED WOODCRAFTS, INC. ANY REPRODUCTION IN PART OR WHOLE WITHOUT WRITTEN CONSENT IS SUBJECT TO LEGAL ACTION.



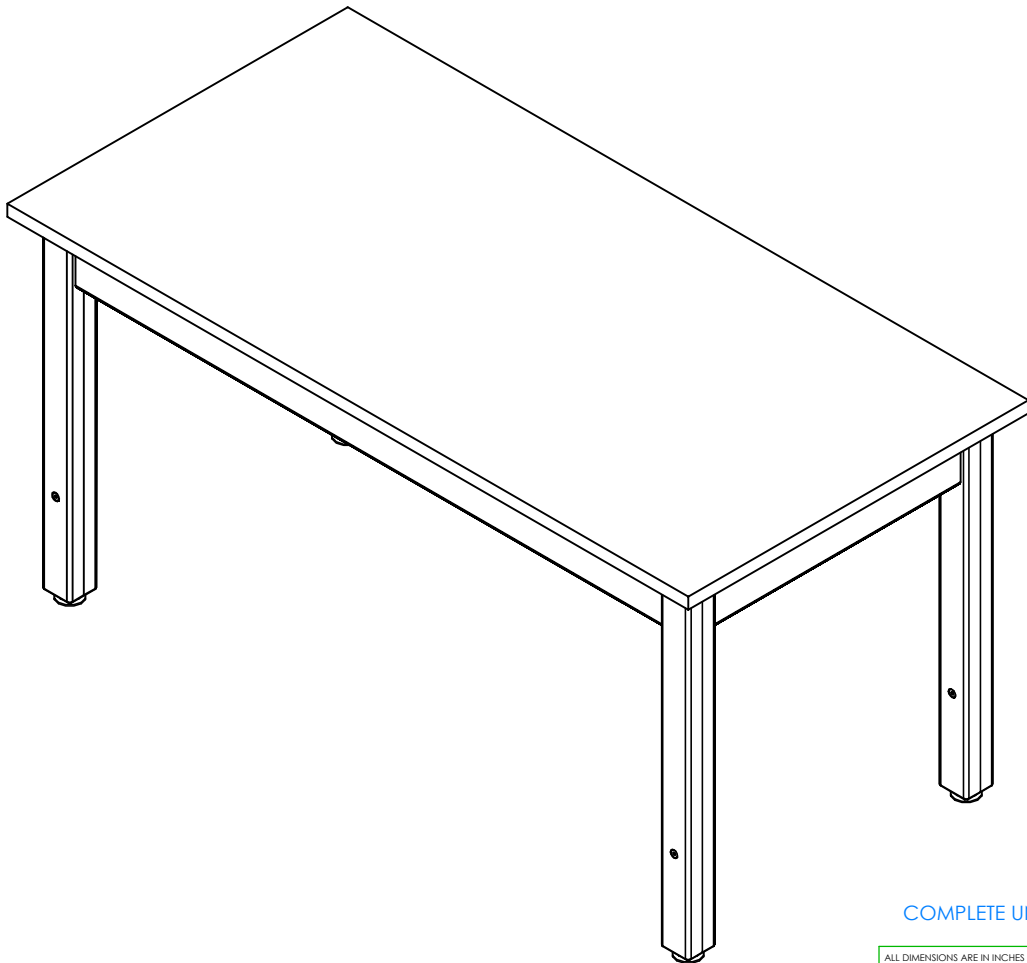
300 South Krueger Street
 Suring, WI 54174
 diversifiedwoodcrafts.com

TITLE:
**ADJUSTABLE HEIGHT TABLE
 ASSEMBLY INSTRUCTIONS**

REV.	DESCRIPTION	DATE	NAME	ECN NO.
A	CREATED ASSEMBLY INSTRUCTIONS	8/21/14	EMK	-

REVISION LEVEL

DRAWING NUMBER: A7000 SERIES TABLES	SCALE: NTS	SHEET: 5 OF 6	REVISION: REV A
---	---------------	------------------	--------------------



STEP 4:

- WITH HELP FROM ANOTHER PERSON, TURN TABLE OVER SO TOP IS UP.
- SET YOUR TABLE IN PLACE.
- ADJUST LEG LEVELERS TO LEVEL TABLE.
- SEE NOTE ON HOW TO ADJUST HEIGHT OF TABLE.

COMPLETE UNIT SHOWN

NOTE:

1. TO INCREASE OR DECREASE THE HEIGHT OF TABLE, PUT TABLE ON SIDE OR TOP AND SIMPLY UNSCREW BOLT IN LEG AND PULL THE STAINLESS STEEL TUBE IN OR OUT OF LEG TO DESIRED LOCATION. SCREW BOLT BACK IN. MAKE SURE BOLT IS IN TIGHT BEFORE TURNING TABLE OVER.

ALL DIMENSIONS ARE IN INCHES UNLESS NOTED OTHERWISE	DWN BY: EMK	DATE DWN: 8/21/14
CABINET SQUARENESS = ± .0625	APR BY:	DATE APR:
FRACTURAL VALUES = ± 1/32"	APR BY:	DATE APR:
- ALL VALUES ± OVERALL -		

CONFIDENTIAL:
 ALL DESIGN RIGHTS RESERVED
 THE INFORMATION, DATA, DESIGN, AND DRAWINGS EMBODIED IN THIS DOCUMENT AND ALL REPRODUCTIONS THEREOF ARE THE EXCLUSIVE PROPERTY OF DIVERSIFIED WOODCRAFTS, INC.

THESE DOCUMENTS ARE SUPPLIED WITH THE UNDERSTANDING THAT THEY WILL NOT BE DISCLOSED TO THIRD PARTIES WITHOUT WRITTEN CONSENT OF DIVERSIFIED WOODCRAFTS, INC. ANY REPRODUCTION IN PART OR WHOLE WITHOUT WRITTEN CONSENT IS SUBJECT TO LEGAL ACTION.



300 South Krueger Street
 Suring, WI 54174
 diversifiedwoodcrafts.com

TITLE:
 ADJUSTABLE HEIGHT TABLE
 ASSEMBLY INSTRUCTIONS

REV.	DESCRIPTION	DATE	NAME	ECN NO.
A	CREATED ASSEMBLY INSTRUCTIONS	8/21/14	EMK	-
REVISION LEVEL				

DRAWING NUMBER:	SCALE:	SHEET:	REVISION:
A7000 SERIES TABLES	NTS	6 OF 6	REV A