


CLICKTIGHT® TAPE LIGHT CONNECTORS

SPECIFICATION SHEET



OVERVIEW

CLICKTIGHT Tape Light Connectors allow for easy configuration of LED tape light systems in the field. 8mm BLAZE™ and DAZZLE® RGBW connectors feature an LED chip window. This allows the tape light to seat deeper into the connector and properly under the CLICKTIGHT terminals, eliminating special cutting instructions for high density tape lights.

FEATURES





- Solderless connectors allow for easy configuration of your LED system.
- New window design for select models eliminates special cutting instructions for BLAZE and DAZZLE RGBW tape lights.

Item #	
Project	

AVENUE 24® / BLAZE™ / FLUID VIEW® CLICKTIGHT CONNECTORS





New 8mm CLICKTIGHT connectors have an LED chip window, eliminating special cutting instructions for BLAZE LED Tape Light.



Item #	Product Description	
DI-CKT-TL8-**	CLICKTIGHT TAPE LINK CONNECTOR 8mm window connector attaches two sections of AVENUE 24, BLAZE & FLUID VIEW Tape Light. Dimensions: 0.60 x 0.50 x 0.20 in. (L x W x H)	
DI-CKT-DC8-** (5.4 in.)	CLICKTIGHT DC PLUG CONNECTOR 8mm window connector attaches AVENUE 24, BLAZE & FLUID VIEW Tape Light directly to plug-in adapter / DC plug accessory. Wire: UL 2464 20/2 AWG Dimensions: 5.40 x 0.50 x 0.20 in. (L x W x H)	
DI-CKT-3SP8-** (3 in.) DI-CKT-24SP8-** (24 in.) DI-CKT-48SP8-** (48 in.) DI-CKT-96SP8-** (96 in.)	CLICKTIGHT SPLICE CONNECTOR 8mm window connector attaches AVENUE 24, BLAZE & FLUID VIEW Tape Light directly to a hard-wired connection. Wire: UL 2464 20/2 AWG Dimensions: 3.00 ~ 96.00 x .50 x .20 in. (L x W x H)	
DI-CKT-3BX8-** (3 in.) DI-CKT-6BX8-** (6 in.) DI-CKT-12BX8-** (12 in.) DI-CKT-24BX8-** (24 in.) DI-CKT-48BX8-** (48 in.)	CLICKTIGHT BENDING EXTENSION 8mm window connector attaches two sections of AVENUE 24, BLAZE & FLUID VIEW Tape Light together. Wire lead allows for turns around tight corners. Wire: UL 2464 20/2 AWG. Dimensions: 3.00 ~ 48.00 x 0.50 x 0.20 in. (L x W x H)	




** Available in 5 Packs and 25 Packs. Add a -5 for 5 Pack or -25 for 25 Pack

ULTRA BLAZE™ / VALENT® / VALENT® HD CLICKTIGHT CONNECTORS

Item #	Product Description	
DI-CKT-TL10-**	ULTRA BLAZE CLICKTIGHT TAPE LINK CONNECTOR 10mm connector attaches two sections of ULTRA BLAZE, VALENT & VALENT HD Tape Light. Dimensions: 0.60 x 0.55 x 0.20 in. (L x W x H)	
DI-CKT-DC10-** (5.4 in.)	ULTRA BLAZE CLICKTIGHT DC PLUG CONNECTOR 10mm connector attaches ULTRA BLAZE, VALENT & VALENT HD Tape Light directly to plug-in adapter / DC plug accessory. Wire: UL 2464 20/2 AWG Dimensions: 5.40 x 0.55 x 0.20 in. (L x W x H)	
DI-CKT-3SP10-** (3 in.) DI-CKT-24SP10-** (24 in.) DI-CKT-48SP10-** (48 in.) DI-CKT-96SP10-** (96 in.)	ULTRA BLAZE CLICKTIGHT SPLICE CONNECTOR 10mm connector attaches ULTRA BLAZE, VALENT & VALENT HD Tape Light directly to a hard-wired connection. Wire: UL 2464 20/2 AWG Dimensions: 3.00 ~ 96.00 x .55 x .20 in. (L x W x H)	
DI-CKT-3BX10-** (3 in.) DI-CKT-6BX10-** (6 in.) DI-CKT-12BX10-** (12 in.) DI-CKT-24BX10-** (24 in.) DI-CKT-48BX10-** (48 in.)	ULTRA BLAZE CLICKTIGHT BENDING EXTENSION 10mm connector attaches two sections of ULTRA BLAZE, VALENT & VALENT HD Tape Light. Wire lead allows for turns around tight corners. Wire: UL 2464 20/2 AWG Dimensions: 3.00 ~ 48.00 x 0.55 x 0.20 in. (L x W x H)	

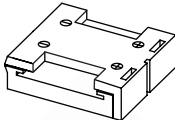


** Available in 5 Packs and 25 Packs. Add a -5 for 5 Pack or -25 for 25 Pack

DAZZLE® RGB CLICKTIGHT CONNECTORS

Item #	Product Description	
DI-0895-**	DAZZLE RGB CLICKTIGHT TAPE LINK CONNECTOR 10mm connector attaches two sections of DAZZLE RGB Tape Light. Dimensions: 0.60 x 0.55 x 0.20 in. (L x W x H)	
DI-0885-** (3 in.) DI-0886-** (24 in.) DI-0887-** (48 in.)	DAZZLE RGB CLICKTIGHT SPLICE CONNECTOR 10mm connector attaches DAZZLE RGB Tape Light directly to a hard-wired connection. Wire: UL 2464 20/4 AWG Dimensions: 3.00 ~ 48.00 x .55 x .20 in. (L x W x H)	
DI-0890-** (3 in.) DI-1090-** (6 in.) DI-1091-** (12 in.) DI-0891-** (24 in.) DI-0892-** (48 in.)	DAZZLE RGB CLICKTIGHT BENDING EXTENSION 10mm connector attaches two sections of DAZZLE RGB Tape Light. Wire lead allows for turns around tight corners. Wire: UL 2464 20/4 AWG Dimensions: 3.00 ~ 48.00 x 0.55 x 0.20 in. (L x W x H)	

** Available in 5 Packs and 25 Packs. Add a **-5** for 5 Pack or **-25** for 25 Pack

DAZZLE® RGBW / RGBW 4D CLICKTIGHT CONNECTORS

Item #	Product Description	
DI-RGBW-CKT-LNK-**	DAZZLE RGBW CLICKTIGHT TAPE LINK CONNECTOR 14mm window connector attaches two sections of DAZZLE RGBW Tape Light. Dimensions: 0.60 x 0.71 x 0.19 in. (L x W x H)	
DI-RGBW-CKT3-SPLE-** (3 in.) DI-RGBW-CKT24-SPLE-** (24 in.)	DAZZLE RGBW CLICKTIGHT SPLICE CONNECTOR 14mm window connector attaches DAZZLE RGBW Tape Light directly to a hard-wired connection. Wire: UL 2464 20/5 AWG Dimensions: 3.00 ~ 24.00 x 0.71 x 0.19 in. (L x W x H)	
DI-RGBW-CKT3-EXT-** (3 in.) DI-RGBW-CKT24-EXT-** (24 in.)	DAZZLE RGBW CLICKTIGHT BENDING EXTENSION 14mm window connector attaches two sections of DAZZLE RGBW Tape Light. Wire lead allows for turns around tight corners. Wire: UL 2464 20/5 AWG Dimensions: 3.00 ~ 24.00 x 0.71 x 0.19 in. (L x W x H)	

** Available in 5 Packs and 25 Packs. Add a **-5** for 5 Pack or **-25** for 25 Pack

ADDITIONAL RESOURCES

CLICKTIGHT® Installation Guide

LOW VOLTAGE TAPE LIGHT Installation Guide

SAFETY / WARNINGS / DISCLOSURES

1. Install in accordance with national and local electrical code regulations.
2. TURN MAIN POWER OFF before installing or servicing this product.
3. DO NOT modify product beyond instructions or warranty will be void.
4. Turn power OFF at main breaker before servicing or installing this product.
5. DO NOT overload accessories beyond Class 2 Load or fire may occur.
6. Accessories are suitable for indoor / dry environments only.
7. Connectors, extension cables, etc. are not rated for in-wall installations. Do not route cords through any part of a building structure.

WARRANTY

Limited Warranty

This product has a one (2) year limited warranty from the date of shipment. This warranty does not include the additional accessories referenced in this specification sheet. Complete warranty details for fixtures and additional accessories are available at www.diodeled.com/limited-warranty/ within the Policies section. For warranty related questions please contact product support.

Consumer's Acknowledgment

Diode LED stands behind its products when they are used properly and according to our specifications. By purchasing our products, the purchaser agrees and acknowledges that lighting design, configuration and installation is a complex process, wherein seemingly minor factors or changes in layout and infield adjustments can have a significant impact on an entire system. Choosing the correct components is essential. Diode LED is able to work with the original purchaser to make an appropriate product selection to the extent of the limited information that the customer can provide, but it is virtually impossible for Diode LED to design a system that foresees every unknown factor. For this reason, this Warranty does not cover problems caused by improper design, configuration or installation issues. Any statement from a Diode LED employee or agent regarding a customer's bill of goods and/or purchase order is NOT an acknowledgment that the products purchased are designed and configured correctly. The purchase agrees and acknowledges that it is the customer's responsibility to adhere strictly to all information contained in the Product Specification Sheets.

There is often more than one way to design, configure and layout an LED lighting application properly to achieve the same lighting effect. Diode LED strongly recommends that licensed professionals be used in the design and installation of lighting systems that include Diode LED products. The specifications include important information that a designer and installer should carefully review and strictly follow. Qualified designers and certified and/or licensed installers, with access to the final installation environment, customer goals, and Diode LED product specifications can make the requisite decisions appropriate for a successful finished lighting application.



© 2024 Elemental LED, Inc. All rights reserved.
Specifications are subject to change without notice.

Toll Free: 877.817.6028 | Fax: 415.592.1596 | www.DiodeLED.com | info@DiodeLED.com