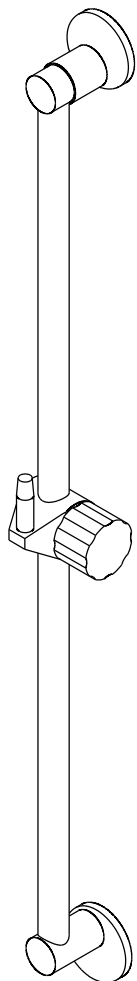
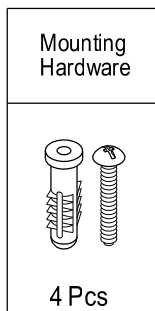


# Elements Of Design

## Slide Bar for Adjustable Height Personal Hand Shower Installation



### Parts:



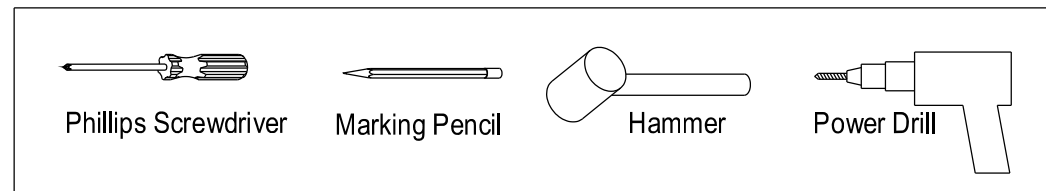
[www.eodfaucet.com](http://www.eodfaucet.com)

TOLL-FREE CUSTOMER SERVICE: 877-FAUCET-1(328-2381)

TECHNICAL SUPPORT E-mail: [info@eodfaucet.com](mailto:info@eodfaucet.com)

12775 Reservoir St., Chino, CA 91710

### Need Tools:



### Legal Disclaimer :

This bar is not to be used as a grab bar and it is not intended to support weight. Before you begin, identify the appropriate area to install this slide bar, proper location should be above 48" from the floor (as per ASTM F446).

It is recommended that slide bar to be mounted directly to the structural framing of your home. If necessary, cross bracing can be installed to provide adequate support.

### Installation:

