

# KINGSTON

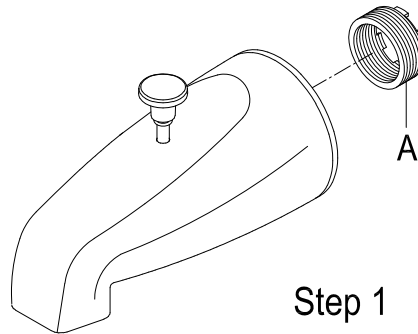
KITCHEN & BATH

## INSTALLATION INSTRUCTIONS

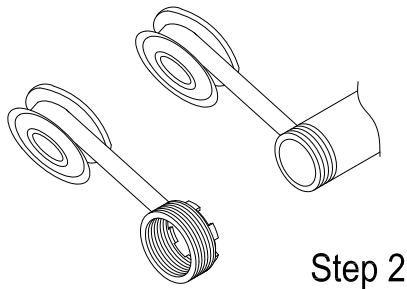
### Tub Spout

#### Installation Instruction:


1. Remove bushing (part A) from spout.



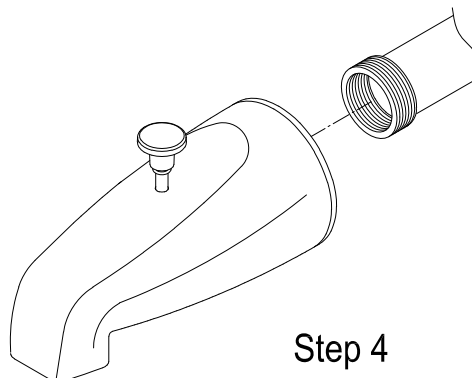
2. Wrap Teflon tape on both bushing and pipe.  
(Considering the different Teflon tapes are with different thickness, please wrap Teflon tape at least 6 cycles. It would be better to wrap more than 6 cycles.)



3. Screw pipe into bushing.



4. Screw bushing into spout.



[www.kingstonbrass.com](http://www.kingstonbrass.com)

TOLL-FREE CUSTOMER SERVICE: 1-877-2-KBRASS

TECHNICAL SUPPORT E-mail: [service@kingstonbrass.com](mailto:service@kingstonbrass.com)

12775 Reservoir Street, Chino, CA 91710