

# Declaration of Conformity

In Accordance with ANSI/ISEA 125-2014



Alexander Andrew, Inc. 1306 S. Alameda St Compton, CA 90221

Declaration #

B0917109

Declaration Date

9.22.17

Tested Item #

7008PC

Tradesman FBH 1D Standard Non-Belted UniFit

Additional Items Conforming Under this Declaration:

Alexander Andrew, Inc. declares that the product(s) listed above is in conformity with the requirements of the following performance standard(s):

ANSI Z359.11-2014

Conformity Assessment Method in accordance with ANSI/ISEA 125-2014

Level 1

Level 2

X

Level 3

Level 1: FallTech Lab  
Outside the Scope of  
ISO/IEC Standard 17025:2005

Level 2: FallTech Lab  
Within the Scope of  
ISO/IEC Standard 17025:2005

Level 3: Independent 3rd Party Lab  
accredited to  
ISO/IEC Standard 17025:2005

Supporting  
Documentation

PC-1183

Authorized Signature

Name

Martin Barila

Title

VP of Operations

Date

12.12.17

Exova  
3883 East Eagle Drive  
Anaheim  
California  
USA  
92807

T: +1 (714) 630-3003  
F: +1 (714) 630-4443  
E: sales@exova.com  
W: www.exova.com



Testing. Advising. Assuring.

September 25, 2017

FallTech Testing Laboratory  
1306 S. Alameda Street  
Compton, CA 90221

Attention: Jay Sponholz  
Quality Manager

Subject: **Attestation of Witnessing Testing**  
**Exova OCM Job # 371394-9**  
**FallTech P.O.: OPEN**  
**Report No.: PC-1183**  
**Base Part No. 7008PC**  
**Description: Full Body Harness**

Dear Mr. Sponholz:

The purpose of this attestation is to attest to the fact that a representative of Exova OCM was on site at FallTech's facilities to confirm suitability of the equipment used, calibration status of the equipment and to witness testing performed by FallTech employees. Details of this visit are included below:



- Date of Testing:
  - September 21, 2017
- Exova OCM Test Witness:
  - 9/21/17 - Nolan Schatzle
- FallTech Test Operators:
  - Yesbet Sierra/Jay Sponholz
- Specification:


ANSI Z359. 11-2014 Sections: 4.3.5, 4.3.3, 4.3.4, 4.3.6, 4.3.7

- Equipment Calibration Interval
  - 1 year, except weights which are 5 years

Attached to this attestation is the test report generated by FallTech Testing Laboratory. Exova OCM test witness certifies the report accurately presents the testing performed on the samples identified.

Test Report #	Date	Base Part #	Description	Sample ID's	Results
PC-1183	9/21/17	7008PC	Full Body Harness	4011027	Pass
				4011024	
				4011030	
				4011021	
				4011032	
				4011025	
				4011031	
				4011029	
				4011022	
				4011023	
				4011033	
4011028					

<b>Test Witness Signature:</b> Nolan Schatzle Technician Mechanical Laboratory	(Signed for and on behalf of Exova-OCM) 	
---	--	--

<b>Approval Signature:</b> Victor Mendez Production Manager	(Signed for and on behalf of Exova-OCM) 
---	---

This attestation shall not be reproduced except in full, without the written approval of Exova-OCM. The laboratory has witnessed the testing the material / items supplied by the client as sampled by the client. The testing is not within Exova OCM's L.A.B scope of testing and was not performed at Exova OCM.



### FallTech Test Report

<b>Test Report No.</b>	PC-1183	<b>Rpt. Date</b>	9/22/2017	<b>Rpt. Rev</b>		<b>Rev Date</b>	
<b>Report Prepared For</b>	FallTech						
<b>Initiated By</b>	Dan Redden	<b>Test Specification(s)</b>	ANSI Z359.11-2014 4.3.5, 4.3.3, 4.3.4, 4.3.6, 4.3.7				
<b>Part No.</b>	7008PC	<b>Part No. Revision</b>	A				
<b>Part Description</b>	Full Body Harness						
<b>Test Request No.</b>	PC-1183	<b>Date Complete</b>	9/21/2017				
<b>Test Operator(s)</b>	Yesbet Sierra, Jay Sponholz						

### Material/Sample Identification

Sample ID	Description
4011027	Full Body Harness
4011024	Full Body Harness
4011030	Full Body Harness
4011021	Full Body Harness
4011032	Full Body Harness
4011025	Full Body Harness
4011031	Full Body Harness
4011029	Full Body Harness
4011022	Full Body Harness
4011023	Full Body Harness
4011033	Full Body Harness
4011028	Full Body Harness



## FallTech Test Report

<b>Test Report No.</b>	PC-1183	<b>Rpt. Date</b>	9/22/2017	<b>Rpt. Rev</b>		<b>Rev Date</b>	
<b>Report Prepared For</b>	FallTech						
<b>Initiated By</b>	Dan Redden	<b>Test Specification(s)</b>	ANSI Z359.11-2014 4.3.5, 4.3.3, 4.3.4, 4.3.6, 4.3.7				
<b>Part No.</b>	7008PC	<b>Part No. Revision</b>	A				
<b>Part Description</b>	Full Body Harness						
<b>Test Request No.</b>	PC-1183	<b>Date Complete</b>	9/21/2017				

### Test Summary

Test Specification	Test Criteria	Test Result	Pass/Fail	
ANSI Z359.11-2014 4.3.5	Static Strength (Dorsal D-ring)	3600 Lbf $\geq$ 1 Minute	3630.8 Lbf	Pass
	Static Strength (Dorsal D-ring)	Harness Shall Not Release Test Torso	Did Not Release	Pass
	Adjuster Slippage	Slippage $\leq$ 1"	0.0"	Pass
	Tear Distance (Buckle)	Shall Not Tear a Distance > 1" or Adjacent Eyelet	Did Not Tear Through	Pass
	Tearing	Straps Shall Not Show Any Signs of Tearing	Did Not Tear	Pass
ANSI Z359.11-2014 4.3.5	Static Strength (Dorsal D-ring)	3600 Lbf $\geq$ 1 Minute	3650.0 Lbf	Pass
	Static Strength (Dorsal D-ring)	Harness Shall Not Release Test Torso	Did Not Release	Pass
	Adjuster Slippage	Slippage $\leq$ 1"	0.0"	Pass
	Tear Distance (Buckle)	Shall Not Tear a Distance > 1" or Adjacent Eyelet	Did Not Tear Through	Pass
	Tearing	Straps Shall Not Show Any Signs of Tearing	Did Not Tear	Pass
ANSI Z359.11-2014 4.3.5	Static Strength (Dorsal D-ring)	3600 Lbf $\geq$ 1 Minute	3649.8 Lbf	Pass
	Static Strength (Dorsal D-ring)	Harness Shall Not Release Test Torso	Did Not Release	Pass
	Adjuster Slippage	Slippage $\leq$ 1"	0.0"	Pass
	Tear Distance (Buckle)	Shall Not Tear a Distance > 1" or Adjacent Eyelet	Did Not Tear Through	Pass
	Tearing	Straps Shall Not Show Any Signs of Tearing	Did Not Tear	Pass



### FallTech Test Report

<b>Test Report No.</b>	PC-1183	<b>Rpt. Date</b>	9/22/2017	<b>Rpt. Rev</b>		<b>Rev Date</b>	
<b>Report Prepared For</b>	FallTech						
<b>Initiated By</b>	Dan Redden	<b>Test Specification(s)</b>	ANSI Z359.11-2014 4.3.5, 4.3.3, 4.3.4, 4.3.6, 4.3.7				
<b>Part No.</b>	7008PC	<b>Part No. Revision</b>	A				
<b>Part Description</b>	Full Body Harness						
<b>Test Request No.</b>	PC-1183	<b>Date Complete</b>	9/21/2017				

### Test Summary (Continued)

Test Specification	Test Criteria	Test Result	Pass/Fail	
ANSI Z359.11-2014 4.3.3	Dynamic Performance Dorsal D-ring (Feet First)	Peak Impact Load $\geq 3600$ Lbf	4346.2 Lbf	Pass
	Dynamic Performance Dorsal D-ring (Feet First)	Harness Shall Not Release Test Torso	Did Not Release	Pass
	Dynamic Performance Dorsal D-ring (Feet First)	Remain Suspended for $\geq 5$ Minutes	5 Minutes	Pass
	Dynamic Performance Dorsal D-ring (Feet First)	Angle at Rest $\leq 30^\circ$	2.5°	Pass
	Dynamic Performance Dorsal D-ring (Feet First)	At Least One Fall Arrest Indicator Shall Deploy	Visibly and Permanently Deployed	Pass
	Dynamic Performance Dorsal D-ring (Feet First)	Harness Stretch Shall Not Exceed 18"	7.2"	Pass
ANSI Z359.11-2014 4.3.3	Dynamic Performance Dorsal D-ring (Feet First)	Peak Impact Load $\geq 3600$ Lbf	4572.8 Lbf	Pass
	Dynamic Performance Dorsal D-ring (Feet First)	Harness Shall Not Release Test Torso	Did Not Release	Pass
	Dynamic Performance Dorsal D-ring (Feet First)	Remain Suspended for $\geq 5$ Minutes	5 Minutes	Pass
	Dynamic Performance Dorsal D-ring (Feet First)	Angle at Rest $\leq 30^\circ$	3.9°	Pass
	Dynamic Performance Dorsal D-ring (Feet First)	At Least One Fall Arrest Indicator Shall Deploy	Visibly and Permanently Deployed	Pass
	Dynamic Performance Dorsal D-ring (Feet First)	Harness Stretch Shall Not Exceed 18"	7.2"	Pass
ANSI Z359.11-2014 4.3.3	Dynamic Performance Dorsal D-ring (Feet First)	Peak Impact Load $\geq 3600$ Lbf	4427.6 Lbf	Pass
	Dynamic Performance Dorsal D-ring (Feet First)	Harness Shall Not Release Test Torso	Did Not Release	Pass
	Dynamic Performance Dorsal D-ring (Feet First)	Remain Suspended for $\geq 5$ Minutes	5 Minutes	Pass
	Dynamic Performance Dorsal D-ring (Feet First)	Angle at Rest $\leq 30^\circ$	4.5°	Pass
	Dynamic Performance Dorsal D-ring (Feet First)	At Least One Fall Arrest Indicator Shall Deploy	Visibly and Permanently Deployed	Pass
	Dynamic Performance Dorsal D-ring (Feet First)	Harness Stretch Shall Not Exceed 18"	7.2"	Pass



### FallTech Test Report

<b>Test Report No.</b>	PC-1183	<b>Rpt. Date</b>	9/22/2017	<b>Rpt. Rev</b>		<b>Rev Date</b>	
<b>Report Prepared For</b>	FallTech						
<b>Initiated By</b>	Dan Redden	<b>Test Specification(s)</b>	ANSI Z359.11-2014 4.3.5, 4.3.3, 4.3.4, 4.3.6, 4.3.7				
<b>Part No.</b>	7008PC	<b>Part No. Revision</b>	A				
<b>Part Description</b>	Full Body Harness						
<b>Test Request No.</b>	PC-1183	<b>Date Complete</b>	9/21/2017				

### Test Summary (Continued)

Test Specification	Test Criteria		Test Result	Pass/Fail
ANSI Z359.11-2014 4.3.4	Dynamic Performance Dorsal D-ring (Head First)	Peak Impact Load ≥ 3,600 Lbf	2362.3 Lbf	*
	Dynamic Performance Dorsal D-ring (Head First)	Harness Shall Not Release Test Torso	Did Not Release	Pass
	Dynamic Performance Dorsal D-ring (Head First)	Remain Suspended for ≥ 5 Minutes	5 Minutes	Pass
	Dynamic Performance Dorsal D-ring (Head First)	Angle at Rest ≤ 30°	11.6°	Pass
	Dynamic Performance Dorsal D-ring (Head First)	At Least One Fall Arrest Indicator Shall Deploy	Visibly and Permanently Deployed	Pass
ANSI Z359.11-2014 4.3.4	Dynamic Performance Dorsal D-ring (Head First)	Peak Impact Load ≥ 3,600 Lbf	2692.1 Lbf	*
	Dynamic Performance Dorsal D-ring (Head First)	Harness Shall Not Release Test Torso	Did Not Release	Pass
	Dynamic Performance Dorsal D-ring (Head First)	Remain Suspended for ≥ 5 Minutes	5 Minutes	Pass
	Dynamic Performance Dorsal D-ring (Head First)	Angle at Rest ≤ 30°	8.8°	Pass
	Dynamic Performance Dorsal D-ring (Head First)	At Least One Fall Arrest Indicator Shall Deploy	Visibly and Permanently Deployed	Pass
ANSI Z359.11-2014 4.3.4	Dynamic Performance Dorsal D-ring (Head First)	Peak Impact Load ≥ 3,600 Lbf	2499.4 Lbf	*
	Dynamic Performance Dorsal D-ring (Head First)	Harness Shall Not Release Test Torso	Did Not Release	Pass
	Dynamic Performance Dorsal D-ring (Head First)	Remain Suspended for ≥ 5 Minutes	5 Minutes	Pass
	Dynamic Performance Dorsal D-ring (Head First)	Angle at Rest ≤ 30°	13.2°	Pass
	Dynamic Performance Dorsal D-ring (Head First)	At Least One Fall Arrest Indicator Shall Deploy	Visibly and Permanently Deployed	Pass





### FallTech Test Report

Test Report No.	PC-1183	Rpt. Date	9/22/2017	Rpt. Rev		Rev Date	
Report Prepared For	FallTech						
Initiated By	Dan Redden	Test Specification(s)	ANSI Z359.11-2014 4.3.5, 4.3.3, 4.3.4, 4.3.6, 4.3.7				
Part No.	7008PC	Part No. Revision	A				
Part Description	Full Body Harness						
Test Request No.	PC-1183	Date Complete	9/21/2017				

#### Test Summary (Continued)

Test Specification	Test Criteria		Test Result	Pass/Fail
ANSI Z359.11-2014 4.3.6	Fall Arrest Indicator Test (Doral D-ring)	At Least One Fall Arrest Indicator Shall Deploy	Visibly and Permanently Deployed	Pass
ANSI Z359.11-2014 4.3.6	Fall Arrest Indicator Test (Doral D-ring)	At Least One Fall Arrest Indicator Shall Deploy	Visibly and Permanently Deployed	Pass
ANSI Z359.11-2014 4.3.6	Fall Arrest Indicator Test (Doral D-ring)	At Least One Fall Arrest Indicator Shall Deploy	Visibly and Permanently Deployed	Pass
ANSI Z359.11-2014 4.3.7	Lanyard Parking Attachment Element	Disengagement Load ≤ 120 Lbf	Previously Tested and Passed under PC-0722	Pass



#### Conclusion

Based upon the samples provided to the Lab:  
 FallTech P/N 7008PC Rev. A meets the requirements of ANSI Z359.11-2014.

#### Test Exceptions

\* Harness has been dynamically tested and subjected to forces of 5,000 Lbs. or more. Energy absorbing properties inherent to the harness prevented residual force readings equal to or greater than the 3,600 Lbs. required by the standard.

#### Report Signatories and Approval

Lab Quality Manager		Date	9/22/2017
Witnessed by	Nolan Schätzle 	Date	9.25-17