

Declaration of Conformity

In Accordance with ANSI/ISEA 125-2014 and ANSI/ASSP Z359.7-2019



Alexander Andrew, Inc. 1306 S. Alameda St Compton, CA 90221 (800) 719-4619

Declaration #

B1115042d

Declaration Date

11.5.15

Tested Item #

7010B

Tradesman+ 3D Standard Non-Belted FBH

Additional Items Conforming Under this Declaration:

7010BX/2X	7008BXS	7008B	7008B2X	7008B3X	7008BSM	7008BLX
7010BXS	7010BSM	7010BLX	7010B2X	7010B3X	7008BE	

Alexander Andrew, Inc. declares that the product(s) listed above is in conformity with the requirements of the following product standard(s):

ANSI Z359.11-2014

Conformity Assessment Method in accordance with ANSI/ISEA 125-2014

Level 1

Level 2

Level 3

Level 1: FallTech Lab
Outside the Scope of
ISO/IEC Standard 17025:2005

Level 2: FallTech Lab
Within the Scope of
ISO/IEC Standard 17025:2005

Level 3: Independent 3rd Party Lab
accredited to
ISO/IEC Standard 17025:2005

Supporting
Documentation

PC-0602 PC-0602HF

Authorized Signature

Name

Mark Saski

Title

Director of Engineering

Date

1.14.20



International Accreditation Service, Inc
3060 Saturn St, Ste 100
Brea, CA 92821 +1 562-364-8201

FallTech Lab - TL-594
ISO/IEC 17025:2005
Alexander Andrew Inc dba FallTech

FallTech Test Report							
Test Report Number	PC-0602	Date	11/5/2015	Rev		Rev Date	
Report Prepared For	FallTech						
Initiated By	Dan Redden	Test Specification	ANSI Z359.11-2014 4.3.3, 4.3.5, 4.3.6, 4.3.7				
Base Part #	7010B	Description	Full Body Harness				
Proposed Part #	N/A	Built By Whom	Production	BOM	No		
Test Request #	PC-0602	Date Received	5/5/2015	Date Complete	10/27/2015		
Test Operator	Yesbet Sierra	Test Operator	Jay Sponholz				

Material/Sample Identification	
Sample ID	Description
A1	Full Body Harness
A2	Full Body Harness
A3	Full Body Harness
A4	Full Body Harness
A5	Full Body Harness
A6	Full Body Harness
A7	Full Body Harness
A8	Full Body Harness
A9	Full Body Harness
A13	Full Body Harness
A14	Full Body Harness
A15	Full Body Harness

This laboratory is accredited in accordance with the recognized International Standard ISO/IEC 17025:2005. This accreditation demonstrates technical competence for a defined scope and the operation of a laboratory quality management system (refer to the joint ISO-ILAC-IAF Communique dated January 2009).

FallTech Testing Laboratory allows for a +/- 5% tolerance on dynamic performance and static strength test results.



FallTech Test Report						
Test Report Number	PC-0602	Date	11/5/2015	Rev		Rev Date
Report Prepared For	FallTech					
Initiated By	Dan Redden	Test Specification	ANSI Z359.11-2014 4.3.3, 4.3.5, 4.3.6, 4.3.7			
Base Part #	7010B	Description	Full Body Harness			
Proposed Part #	N/A	Built By Whom	Production	BOM	No	
Test Request #	PC-0602	Date Received	5/5/2015	Date Complete	10/27/2015	

Test Summary				
Test Specification	Test Criteria		Test Result	Pass/Fail
ANSI Z359 11.2014 4.3.5	Static Strength (Dorsal D Ring)	3600 Lbf ≥ 1 Minute	3700.1 Lbf	Pass
	Static Strength (Dorsal D Ring)	Harness Shall Not Release Test Torso	Did Not Release	Pass
	Adjuster Slippage	Slippage ≤ 1"	0.0"	Pass
	Tear Distance	Shall Not Tear a Distance Greater Than To Adjacent Eyelet	Did Not Tear Through	Pass
	Tearing	Straps Shall Not Show Any Signs of Tearing	Did Not Tear	Pass
ANSI Z359 11.2014 4.3.5	Static Strength (Dorsal D Ring)	3600 Lbf ≥ 1 Minute	3671.6 Lbf	Pass
	Static Strength (Dorsal D Ring)	Harness Shall Not Release Test Torso	Did Not Release	Pass
	Adjuster Slippage	Slippage ≤ 1"	0.0"	Pass
	Tear Distance	Shall Not Tear a Distance Greater Than To Adjacent Eyelet	Did Not Tear Through	Pass
	Tearing	Straps Shall Not Show Any Signs of Tearing	Did Not Tear	Pass
ANSI Z359 11.2014 4.3.5	Static Strength (Dorsal D Ring)	3600 Lbf ≥ 1 Minute	3702.2 Lbf	Pass
	Static Strength (Dorsal D Ring)	Harness Shall Not Release Test Torso	Did Not Release	Pass
	Adjuster Slippage	Slippage ≤ 1"	0.0"	Pass
	Tear Distance	Shall Not Tear a Distance Greater Than To Adjacent Eyelet	Did Not Tear Through	Pass
	Tearing	Straps Shall Not Show Any Signs of Tearing	Did Not Tear	Pass

This laboratory is accredited in accordance with the recognized International Standard ISO/IEC 17025:2005. This accreditation demonstrates technical competence for a defined scope and the operation of a laboratory quality management system (refer to the joint ISO-ILAC-IAF Communique dated January 2009).

FallTech Testing Laboratory allows for a +/- 5% tolerance on dynamic performance and static strength test results.

FallTech Test Report

Test Report Number	PC-0602	Date	11/5/2015	Rev		Rev Date	
Report Prepared For	FallTech						
Initiated By	Dan Redden	Test Specification	ANSI Z359.11-2014 4.3.3, 4.3.5, 4.3.6, 4.3.7				
Base Part #	7010B	Description	Full Body Harness				
Proposed Part #	N/A	Built By Whom	Production	BOM	No		
Test Request #	PC-0602	Date Received	5/5/2015	Date Complete	10/27/2015		

ANSI Z359 11.2014 4.3.5	Static Strength (Side D Ring)	3600 Lbf ≥ 1 Minute	3663.2 Lbf	Pass
	Static Strength (Side D Ring)	Harness Shall Not Release Test Torso	Did Not Release	Pass
	Adjuster Slippage	Slippage ≤ 1"	0.0"	Pass
	Tear Distance	Shall Not Tear a Distance Greater Than To Adjacent Eyelet	Did Not Tear Through	Pass
	Tearing	Straps Shall Not Show Any Signs of Tearing	Did Not Tear	Pass
ANSI Z359 11.2014 4.3.5	Static Strength (Side D Ring)	3600 Lbf ≥ 1 Minute	3653.4 Lbf	Pass
	Static Strength (Side D Ring)	Harness Shall Not Release Test Torso	Did Not Release	Pass
	Adjuster Slippage	Slippage ≤ 1"	0.0"	Pass
	Tear Distance	Shall Not Tear a Distance Greater Than To Adjacent Eyelet	Did Not Tear Through	Pass
	Tearing	Straps Shall Not Show Any Signs of Tearing	Did Not Tear	Pass
ANSI Z359 11.2014 4.3.5	Static Strength (Side D Ring)	3600 Lbf ≥ 1 Minute	3648.1 Lbf	Pass
	Static Strength (Side D Ring)	Harness Shall Not Release Test Torso	Did Not Release	Pass
	Adjuster Slippage	Slippage ≤ 1"	0.0"	Pass
	Tear Distance	Shall Not Tear a Distance Greater Than To Adjacent Eyelet	Did Not Tear Through	Pass
	Tearing	Straps Shall Not Show Any Signs of Tearing	Did Not Tear	Pass

This laboratory is accredited in accordance with the recognized International Standard ISO/IEC 17025:2005. This accreditation demonstrates technical competence for a defined scope and the operation of a laboratory quality management system (refer to the joint ISO-ILAC-IAF Communique dated January 2009).

FallTech Testing Laboratory allows for a +/- 5% tolerance on dynamic performance and static strength test results.



FallTech Test Report

Test Report Number	PC-0602	Date	11/5/2015	Rev		Rev Date	
Report Prepared For	FallTech						
Initiated By	Dan Redden	Test Specification	ANSI Z359.11-2014 4.3.3, 4.3.5, 4.3.6, 4.3.7				
Base Part #	7010B	Description	Full Body Harness				
Proposed Part #	N/A	Built By Whom	Production	BOM	No		
Test Request #	PC-0602	Date Received	5/5/2015	Date Complete	10/27/2015		

ANSI Z359 11.2014 4.3.3	Dynamic Performance Dorsal D ring (Feet first)	Peak Impact Load \geq 3600 Lbf	4745.1 Lbf	Pass
	Dynamic Performance Dorsal D ring (Feet first)	Harness Shall Not Release Test Torso	Did Not Release	Pass
	Dynamic Performance Dorsal D ring (Feet first)	Remain Suspended for \geq 5 Minutes	5 Minutes	Pass
	Dynamic Performance Dorsal D ring (Feet first)	Angle at Rest \leq 30°	6.2 °	Pass
	Dynamic Performance Dorsal D ring (Feet first)	At Least One Fall Arrest Indicator Shall be Deployed Visibly and Permanently	Visibly and Permanently Deployed	Pass
	Dynamic Performance Dorsal D ring (Feet first)	Harness Stretch Shall Not Exceed 18"	7.32"	Pass
	ANSI Z359 11.2014 4.3.3	Dynamic Performance Dorsal D ring (Feet first)	Peak Impact Load \geq 3600 Lbf	4635.7 Lbf
Dynamic Performance Dorsal D ring (Feet first)		Harness Shall Not Release Test Torso	Did Not Release	Pass
Dynamic Performance Dorsal D ring (Feet first)		Remain Suspended for \geq 5 Minutes	5 Minutes	Pass
Dynamic Performance Dorsal D ring (Feet first)		Angle at Rest \leq 30°	3.8 °	Pass
Dynamic Performance Dorsal D ring (Feet first)		At Least One Fall Arrest Indicator Shall be Deployed Visibly and Permanently	Visibly and Permanently Deployed	Pass
Dynamic Performance Dorsal D ring (Feet first)		Harness Stretch Shall Not Exceed 18"	6.96"	Pass



This laboratory is accredited in accordance with the recognized International Standard ISO/IEC 17025:2005. This accreditation demonstrates technical competence for a defined scope and the operation of a laboratory quality management system (refer to the joint ISO-ILAC-IAF Communique dated January 2009).

FallTech Testing Laboratory allows for a +/- 5% tolerance on dynamic performance and static strength test results.

FallTech Test Report					
Test Report Number	PC-0602	Date	11/5/2015	Rev	Rev Date
Report Prepared For	FallTech				
Initiated By	Dan Redden	Test Specification	ANSI Z359 11.2014 4.3.3, 4.3.5, 4.3.6, 4.3.7		
Base Part #	7010B	Description	Full Body Harness		
Proposed Part #	N/A	Built By Whom	Production	BOM	No
Test Request #	PC-0602	Date Received	5/5/2015	Date Complete	10/27/2015
ANSI Z359 11.2014 4.3.3	Dynamic Performance Dorsal D ring (Feet first)	Peak Impact Load \geq 3600 Lbf	4720.6 Lbf	Pass	
	Dynamic Performance Dorsal D ring (Feet first)	Harness Shall Not Release Test Torsal	Did Not Release	Pass	
	Dynamic Performance Dorsal D ring (Feet first)	Remain Suspended for \geq 5 Minutes	5 Minutes	Pass	
	Dynamic Performance Dorsal D ring (Feet first)	Angle at Rest \leq 30°	4.78 °	Pass	
	Dynamic Performance Dorsal D ring (Feet first)	At least one Fall Arrest Indicator shall be Deployed Visibly and Permanently	Visibly and Permanently Deployed	Pass	
	Dynamic Performance Dorsal D ring (Feet first)	Harness Stretch shall not exceed 18"	7.20"	Pass	
ANSI Z359 11.2014 4.3.6	Fall Arrest Indicator Test (Dorsal D Ring)	At least one Fall Arrest Indicator shall be Deployed Visibly and Permanently	Visibly and Permanently Deployed	Pass	
ANSI Z359 11.2014 4.3.6	Fall Arrest Indicator Test (Dorsal D Ring)	At least one Fall Arrest Indicator shall be Deployed Visibly and Permanently	Visibly and Permanently Deployed	Pass	
ANSI Z359 11.2014 4.3.6	Fall Arrest Indicator Test (Dorsal D Ring)	At least one Fall Arrest Indicator shall be Deployed Visibly and Permanently	Visibly and Permanently Deployed	Pass	
ANSI Z359 11.2014 4.3.7	Lanyard Parking Attachment Element	Disengagement Load < 120 Lbf	Previously tested and Pass under PC-0622	Pass	

Conclusion
FallTech P/N 7010B Meets the Requirements of ANSI Z359.11 -2014

Report Signatories and Approval

Lab Quality Manager		Date	11/11/15
Witnessed by		Date	11-11-15



This laboratory is accredited in accordance with the recognized International Standard ISO/IEC 17025:2005. This accreditation demonstrates technical competence for a defined scope and the operation of a laboratory quality management system (refer to the joint ISO-ILAC-IAF Communique dated January 2009).

FallTech Testing Laboratory allows for a +/- 5% tolerance on dynamic performance and static strength test results.

Exova
3883 East Eagle Drive
Anaheim
California
USA
92807

T: +1 (714) 630-3003
F: +1 (714) 630-4443
E: sales@exova.com
W: www.exova.com



Testing. Advising. Assuring.

January 19, 2017

FallTech Testing Laboratory
1306 S. Alameda Street
Compton, CA 90221

Attention: Jay Sponholz
Quality Manager

Subject: **Attestation of Witnessing Testing**
Exova OCM Job # 370043-2
FallTech P.O.: OPEN
Report No.: PC-0602 HF
Base Part No. 7010B
Description: Full Body Harness



Dear Mr. Sponholz:



The purpose of this attestation is to attest to the fact that a representative of Exova OCM was on site at FallTech's facilities to confirm suitability of the equipment used, calibration status of the equipment and to witness testing performed by FallTech employees. Details of this visit are included below:

- Date of Testing:
 - December 13, 2016
- Exova OCM Test Witness:
 - Luis Frausto
- FallTech Test Operators:
 - Yesbet Sierra and Jay Sponholz
- Specification:
 - ANSI Z359.11-2014 Section 4.3.4
- Equipment Calibration Interval
 - 1 year, except weights which are 5 years

Attached to this attestation is the test report generated by FallTech Testing Laboratory. Exova OCM test witness certifies the report accurately presents the testing performed on the samples identified.

Test Report #	Date	Base Part #	Description	Sample ID's	Results
PC-0602 HF	1/13/2017	7010B	Full Body Harness	3223379 3223373 3223359	Pass

<p>Test Witness Signature: Luis Frausto Lead Test Technician Mechanical Laboratory</p>	<p><i>(Signed for and on behalf of Exova-OCM)</i></p>  
-----------------------------------------------------------------------------------------------------------	------------------------------------------------------------------------------------------------------------------------------------------------------------------------------------------------------------------------------

<p>Approval Signature: Thomas J. (Tom) Parsons Manager Quality / Technical Services</p>	<p><i>(Signed for and on behalf of Exova-OCM)</i></p>  
------------------------------------------------------------------------------------------------------------	-----------------------------------------------------------------------------------------------------------------------------------------------------------------------------------------------------------------------------

This attestation shall not be reproduced except in full, without the written approval of Exova-OCM. The laboratory has witnessed the testing the material / items supplied by the client as sampled by the client. The testing is not within Exova OCM's L.A.B scope of testing and was not performed at Exova OCM.



FallTech Test Report

Test Report Number	PC-0602HF	Date	1/13/2017	Rev		Rev Date	
Report Prepared For	FallTech						
Initiated By	Dan Redden	Test Specification	ANSI Z359.11-2014; 4.3.4				
Base Part #	7010B	Description	Full Body Harness				
Proposed Part #	N/A	Built By Whom	Production	BOM	No		
Test Request #	PC-0602HF	Date Received	11/23/2016	Date Complete	12/13/2016		
Test Operator	Yesbet Sierra	Test Operator	Jay Sponholz				

Material/Sample Identification

Sample ID	Description
3223379	Full Body Harness
3223373	Full Body Harness
3223359	Full Body Harness

Test Summary

Test Specification	Test Criteria	Test Result	Pass/Fail
ANSI Z359.11-2014 4.3.4	Dynamic Performance Dorsal D-ring (Head First)	Peak Impact Load ≥ 3,600 Lbf	3794.8Lbf Pass
	Dynamic Performance Dorsal D-ring (Head First)	Harness Shall Not Release Test Torso	Did Not Release Pass
	Dynamic Performance Dorsal D-ring (Head First)	Remain Suspended for ≥ 5 Minutes	5 Minutes Pass
	Dynamic Performance Dorsal D-ring (Head First)	Angle at Rest ≤ 30°	11.6° Pass
	Dynamic Performance Dorsal D-ring (Head First)	At Least One Fall Arrest Indicator Shall Be Deployed Visibly and Permanently	Visibly and Permanently Deployed Pass
ANSI Z359.11-2014 4.3.4	Dynamic Performance Dorsal D-ring (Head First)	Peak Impact Load ≥ 3,600 Lbf	3028.3 Lbf *
	Dynamic Performance Dorsal D-ring (Head First)	Harness Shall Not Release Test Torso	Did Not Release Pass
	Dynamic Performance Dorsal D-ring (Head First)	Remain Suspended for ≥ 5 Minutes	5 Minutes Pass
	Dynamic Performance Dorsal D-ring (Head First)	Angle at Rest ≤ 30°	7.4° Pass
	Dynamic Performance Dorsal D-ring (Head First)	At Least One Fall Arrest Indicator Shall Be Deployed Visibly and Permanently	Visibly and Permanently Deployed Pass

FallTech Test Report

Test Report Number	PC-0602HF	Date	1/13/2017	Rev		Rev Date	
Report Prepared For	FallTech						
Initiated By	Dan Redden	Test Specification	ANSI Z359.11-2014; 4.3.4				
Base Part #	7010B	Description	Full Body Harness				
Proposed Part #	N/A	Built By Whom	Production	BOM	No		
Test Request #	PC-0602HF	Date Received	11/23/2016	Date Complete	12/13/2016		

Test Summary

Test Specification	Test Criteria	Test Result	Pass/Fail	
ANSI Z359.11-2014 4.3.4	Dynamic Performance Dorsal D-ring (Head First)	Peak Impact Load $\geq 3,600$ Lbf	2779.0 Lbf	*
	Dynamic Performance Dorsal D-ring (Head First)	Harness Shall Not Release Test Torso	Did Not Release	Pass
	Dynamic Performance Dorsal D-ring (Head First)	Remain Suspended for ≥ 5 Minutes	5 Minutes	Pass
	Dynamic Performance Dorsal D-ring (Head First)	Angle at Rest $\leq 30^\circ$	8.2°	Pass
	Dynamic Performance Dorsal D-ring (Head First)	At Least One Fall Arrest Indicator Shall Be Deployed Visibly and Permanently	Visibly and Permanently Deployed	Pass



Conclusion

FallTech P/N 7010B meets the requirements of ANSI Z359.11-2014. 4.3.4

Test Exceptions

* Harness has been dynamically tested and subjected to forces of 5,000 Lbs. or more. Energy absorbing properties inherent to the harness prevented residual force readings equal to or greater than the 3,600 Lbs. required by the standard.

Report Signatories and Approval

Lab Quality Manager	Jay Sponholz 	Date	1/13/2017
Witnessed by	Luis Frausto 	Date	1/20/17