

Declaration of Conformity

In Accordance with ANSI/ISEA 125-2014 and ANSI/ASSP Z359.7-2019



Alexander Andrew, Inc. 1306 S. Alameda St Compton, CA 90221 (800) 719-4619

Declaration #

B1115052c

Declaration Date

11.9.15

Tested Item #

7078BSM

Tradesman+ 3D Construction Belted FBH

Additional Items Conforming Under this Declaration:

7078BLX

7078B2X

7079BSM

7079BLX

7079B2X

7079BH

7078B3X

Alexander Andrew, Inc. declares that the product(s) listed above is in conformity with the requirements of the following product standard(s):

ANSI Z359.11-2014

Conformity Assessment Method in accordance with ANSI/ISEA 125-2014

Level 1

Level 2

Level 3

Level 1: FallTech Lab
Outside the Scope of
ISO/IEC Standard 17025:2005

Level 2: FallTech Lab
Within the Scope of
ISO/IEC Standard 17025:2005

Level 3: Independent 3rd Party Lab
accredited to
ISO/IEC Standard 17025:2005

Supporting
Documentation

PC-0604

PC-0604HF

Authorized Signature

Name

Mark Saski

Title

Director of Engineering

Date

11.14.19



International Accreditation Service, Inc
3060 Saturn St, Ste 100
Brea, CA 92821 +1 562-364-8201

FallTech Lab - TL-594
ISO/IEC 17025:2005
Alexander Andrew Inc dba FallTech

Exova
3883 East Eagle Drive
Anaheim
California
USA
92807

T: +1 (714) 630-3003
F: +1 (714) 630-4443
E: sales@exova.com
W: www.exova.com



Testing. Advising. Assuring.

November 23, 2015

FallTech Testing Laboratory
1306 S. Alameda Street
Compton, CA 90221

Attention: Jay Sponholz
Quality Manager

Subject: **Attestation of Witnessing Testing**
Exova OCM Job # 351574-2
FallTech P.O.:
Report No.: PC-0604
Base Part No. 7078B
Description: Full Body Harness


Dear Mr. Sponholz:

The purpose of this attestation is to attest to the fact that a representative of Exova OCM was on site at FallTech's facilities to confirm suitability of the equipment used, calibration status of the equipment and to witness testing performed by FallTech employees. Details of this visit are included below:



- Date of Testing:
 - October 26, 2015
- Exova OCM Test Witness:
 - Robert Fortner
- FallTech Test Operators:
 - Jay Sponholz
 - Yesbet Sierra
- Specification:
 - ANSI Z359.11-2014 Sections 4.3.3, 4.3.5, 4.3.6, 4.3.7
- Equipment Calibration Interval
 - 1 year

Attached to this attestation is the test report generated by FallTech Testing Laboratory. Exova OCM test witness certifies the report accurately presents the testing performed on the samples identified.

Test Report #	Date	Base Part #	Description	Sample ID's	Results
PC-0604	11/09/2015	7078B	Full Body Harness	A1 A2 A3 A4 A5 A6 A7 A8 A9 A13 A14 A15	Pass

Test Witness Signature: Robert Fortner Technician Mechanical Laboratory	<i>(Signed for and on behalf of Exova-OCM)</i> 
---	--

Approval Signature: Bruce K. Sauer Technical Director	<i>(Signed for and on behalf of Exova-OCM)</i> 	
--	---	---

Approval Signature: Thomas J. (Tom) Parsons Manager Quality / Technical Services	<i>(Signed for and on behalf of Exova-OCM)</i> 	
--	---	---

This attestation shall not be reproduced except in full, without the written approval of Exova-OCM. The laboratory has witnessed the testing the material / items supplied by the client as sampled by the client. The testing is not within Exova OCM's L.A.B scope of testing and was not performed at Exova OCM.



LABORATORY ACCREDITATION BUREAU a division of **AS-B**
ACCREDITED ISO/IEC 17025
Certificate # L2195 Testing

FallTech Test Report

Test Report Number	PC-0604	Date	11/9/2015	Rev		Rev Date	
Report Prepared For	FallTech						
Initiated By	Dan Redden	Test Specification	ANSI Z359.11-2014 4.3.5, 4.3.3, 4.3.6, 4.3.7				
Base Part #	7078B	Description	Full Body Harness				
Proposed Part #	N/A	Built By Whom	Production	BOM	No		
Test Request #	PC-0604	Date Received	10/19/2015	Date Complete	10/26/2015		
Test Operator	Jay Sponholz	Test Operator	Yesbet Sierra				

Material/Sample Identification

Sample ID	Description
A1	Full Body Harness
A2	Full Body Harness
A3	Full Body Harness
A4	Full Body Harness
A5	Full Body Harness
A6	Full Body Harness
A7	Full Body Harness
A8	Full Body Harness
A9	Full Body Harness
A13	Full Body Harness
A14	Full Body Harness
A15	Full Body Harness

This laboratory is accredited in accordance with the recognized International Standard ISO/IEC 17025:2005. This accreditation demonstrates technical competence for a defined scope and the operation of a laboratory quality management system (refer to the joint ISO-ILAC-IAF Communique dated January 2009).

FallTech Testing Laboratory allows for a +/- 5% tolerance on dynamic performance and static strength test results.



FallTech Test Report

Test Report Number	PC-0604	Date	11/9/2015	Rev		Rev Date	
Report Prepared For	FallTech						
Initiated By	Dan Redden	Test Specification	ANSI Z359.11-2014 4.3.5, 4.3.3, 4.3.6, 4.3.7				
Base Part #	7078B	Description	Full Body Harness				
Proposed Part #	N/A	Built By Whom	Production	BOM	No		
Test Request #	PC-0604	Date Received	10/19/2015	Date Complete	10/26/2015		

Test Summary

Test Specification	Test Criteria	Test Result	Pass/Fail	
ANSI Z359.11-2014 4.3.5	Static Strength (Dorsal D-ring)	3,600 Lbf \geq 1 Minute	3697.1 Lbf	Pass
	Static Strength (Dorsal D-ring)	Harness Shall Not Release Test Torso	Did Not Release	Pass
	Adjuster Slippage	Slippage \leq 1"	0.0"	Pass
	Tear Distance	Shall Not Tear a Distance Greater Than to Adjacent Eyelet	Did Not Tear	Pass
	Tearing	Straps Shall Not Show Any Signs of Tearing	Did Not Tear	Pass
ANSI Z359.11-2014 4.3.5	Static Strength (Dorsal D-ring)	3,600 Lbf \geq 1 Minute	3674.9 Lbf	Pass
	Static Strength (Dorsal D-ring)	Harness Shall Not Release Test Torso	Did Not Release	Pass
	Adjuster Slippage	Slippage \leq 1"	0.0"	Pass
	Tear Distance	Shall Not Tear a Distance Greater Than to Adjacent Eyelet	Did Not Tear	Pass
	Tearing	Straps Shall Not Show Any Signs of Tearing	Did Not Tear	Pass
ANSI Z359.11-2014 4.3.5	Static Strength (Dorsal D-ring)	3,600 Lbf \geq 1 Minute	3693.3 Lbf	Pass
	Static Strength (Dorsal D-ring)	Harness Shall Not Release Test Torso	Did Not Release	Pass
	Adjuster Slippage	Slippage \leq 1"	0.0"	Pass
	Tear Distance	Shall Not Tear a Distance Greater Than to Adjacent Eyelet	Did Not Tear	Pass
	Tearing	Straps Shall Not Show Any Signs of Tearing	Did Not Tear	Pass

This laboratory is accredited in accordance with the recognized International Standard ISO/IEC 17025:2005. This accreditation demonstrates technical competence for a defined scope and the operation of a laboratory quality management system (refer to the joint ISO-ILAC-IAF Communiqué dated January 2009).

FallTech Testing Laboratory allows for a +/- 5% tolerance on dynamic performance and static strength test results.



FallTech Test Report

Test Report Number	PC-0604	Date	11/9/2015	Rev		Rev Date	
Report Prepared For	FallTech						
Initiated By	Dan Redden	Test Specification	ANSI Z359.11-2014 4.3.5, 4.3.3, 4.3.6, 4.3.7				
Base Part #	7078B	Description	Full Body Harness				
Proposed Part #	N/A	Built By Whom	Production	BOM	No		
Test Request #	PC-0604	Date Received	10/19/2015	Date Complete	10/26/2015		

ANSI Z359.11-2014 4.3.5	Static Strength (Hip D-rings)	3,600 Lbf \geq 1 Minute	3742.7 Lbf	Pass
	Static Strength (Hip D-rings) Test Torso	Harness Shall Not Release	Did Not Release	Pass
	Adjuster Slippage	Slippage \leq 1"	0.0"	Pass
	Tear Distance	Shall Not Tear a Distance Greater Than to Adjacent Eyelet	Did Not Tear	Pass
	Tearing	Straps Shall Not Show Any Signs of Tearing	Did Not Tear	Pass
ANSI Z359.11-2014 4.3.5	Static Strength (Hip D-rings)	3,600 Lbf \geq 1 Minute	3780.4 Lbf	Pass
	Static Strength (Hip D-rings) Test Torso	Harness Shall Not Release	Did Not Release	Pass
	Adjuster Slippage	Slippage \leq 1"	0.0"	Pass
	Tear Distance	Shall Not Tear a Distance Greater Than to Adjacent Eyelet	Did Not Tear	Pass
	Tearing	Straps Shall Not Show Any Signs of Tearing	Did Not Tear	Pass
ANSI Z359.11-2014 4.3.5	Static Strength (Hip D-rings)	3,600 Lbf \geq 1 Minute	3793.0 Lbf	Pass
	Static Strength (Hip D-rings) Test Torso	Harness Shall Not Release	Did Not Release	Pass
	Adjuster Slippage	Slippage \leq 1"	0.048"	Pass
	Tear Distance	Shall Not Tear a Distance Greater Than to Adjacent Eyelet	Did Not Tear	Pass
	Tearing	Straps Shall Not Show Any Signs of Tearing	Did Not Tear	Pass

This laboratory is accredited in accordance with the recognized International Standard ISO/IEC 17025:2005. This accreditation demonstrates technical competence for a defined scope and the operation of a laboratory quality management system (refer to the joint ISO-ILAC-IAF Communiqué dated January 2009).

FallTech Testing Laboratory allows for a +/- 5% tolerance on dynamic performance and static strength test results.

FallTech Test Report

Test Report Number	PC-0604	Date	11/9/2015	Rev		Rev Date	
Report Prepared For	FallTech						
Initiated By	Dan Redden	Test Specification	ANSI Z359.11-2014 4.3.5, 4.3.3, 4.3.6, 4.3.7				
Base Part #	7078B	Description	Full Body Harness				
Proposed Part #	N/A	Built By Whom	Production	BOM	No		
Test Request #	PC-0604	Date Received	10/19/2015	Date Complete	10/26/2015		

ANSI Z359.11-2014 4.3.3	Dynamic Performance Dorsal D-ring (Feet First)	Peak Impact Load \geq 3,600 Lbf	4936.2 Lbf	Pass
	Dynamic Performance Dorsal D-ring (Feet First)	Harness Shall Not Release Test Torso	Did Not Release	Pass
	Dynamic Performance Dorsal D-ring (Feet First)	Remain Suspended for \geq 5 Minutes	5 Minutes	Pass
	Dynamic Performance Dorsal D-ring (Feet First)	Angle at Rest \leq 30°	1.95°	Pass
	Dynamic Performance Dorsal D-ring (Feet First)	At Least One Fall Arrest Indicator Shall Be Deployed Visibly and Permanently	Visibly and Permanently Deployed	Pass
	Dynamic Performance Dorsal D-ring (Feet First)	Harness Stretch Shall Not Exceed 18"	6.6"	Pass
ANSI Z359.11-2014 4.3.3	Dynamic Performance Dorsal D-ring (Feet First)	Peak Impact Load \geq 3,600 Lbf	4337.7 Lbf	Pass
	Dynamic Performance Dorsal D-ring (Feet First)	Harness Shall Not Release Test Torso	Did Not Release	Pass
	Dynamic Performance Dorsal D-ring (Feet First)	Remain Suspended for \geq 5 Minutes	5 Minutes	Pass
	Dynamic Performance Dorsal D-ring (Feet First)	Angle at Rest \leq 30°	6.7°	Pass
	Dynamic Performance Dorsal D-ring (Feet First)	At Least One Fall Arrest Indicator Shall Be Deployed Visibly and Permanently	Visibly and Permanently Deployed	Pass
	Dynamic Performance Dorsal D-ring (Feet First)	Harness Stretch Shall Not Exceed 18"	7.68"	Pass

This laboratory is accredited in accordance with the recognized International Standard ISO/IEC 17025:2005. This accreditation demonstrates technical competence for a defined scope and the operation of a laboratory quality management system (refer to the joint ISO-ILAC-IAF Communiqué dated January 2009).

FallTech Testing Laboratory allows for a +/- 5% tolerance on dynamic performance and static strength test results.

FallTech Test Report

Test Report Number	PC-0604	Date	11/9/2015	Rev		Rev Date	
Report Prepared For	FallTech						
Initiated By	Dan Redden	Test Specification	ANSI Z359.11-2014 4.3.5, 4.3.3, 4.3.6, 4.3.7				
Base Part #	7078B	Description	Full Body Harness				
Proposed Part #	N/A	Built By Whom	Production	BOM	No		
Test Request #	PC-0604	Date Received	10/19/2015	Date Complete	10/26/2015		



ANSI Z359.11-2014 4.3.3	Dynamic Performance Dorsal D-ring (Feet First)	Peak Impact Load \geq 3,600 Lbf	5293.3 Lbf	Pass
	Dynamic Performance Dorsal D-ring (Feet First)	Harness Shall Not Release Test Torso	Did Not Release	Pass
	Dynamic Performance Dorsal D-ring (Feet First)	Remain Suspended for \geq 5 Minutes	5 Minutes	Pass
	Dynamic Performance Dorsal D-ring (Feet First)	Angle at Rest \leq 30°	2.2°	Pass
	Dynamic Performance Dorsal D-ring (Feet First)	At Least One Fall Arrest Indicator Shall Be Deployed Visibly and Permanently	Visibly and Permanently Deployed	Pass
	Dynamic Performance Dorsal D-ring (Feet First)	Harness Stretch Shall Not Exceed 18"	6.12"	Pass
ANSI Z359.11-2014 4.3.6	Fall Arrest Indicator Test Dorsal D-ring	At Least One Fall Arrest Indicator Shall Be Deployed Visibly and Permanently	Visibly and Permanently Deployed	Pass
ANSI Z359.11-2014 4.3.6	Fall Arrest Indicator Test Dorsal D-ring	At Least One Fall Arrest Indicator Shall Be Deployed Visibly and Permanently	Visibly and Permanently Deployed	Pass
ANSI Z359.11-2014 4.3.6	Fall Arrest Indicator Test Dorsal D-ring	At Least One Fall Arrest Indicator Shall Be Deployed Visibly and Permanently	Visibly and Permanently Deployed	Pass
ANSI Z359.11-2014 4.3.7	Lanyard Parking Attachment Element	Disengagement Load < 120 Lbf	<i>Previously Tested and Passed Under PC-0722</i>	Pass

This laboratory is accredited in accordance with the recognized International Standard ISO/IEC 17025:2005. This accreditation demonstrates technical competence for a defined scope and the operation of a laboratory quality management system (refer to the joint ISO-ILAC-IAF Communique dated January 2009).

FallTech Testing Laboratory allows for a +/- 5% tolerance on dynamic performance and static strength test results.

FallTech Test Report						
Test Report Number	PC-0604	Date	11/9/2015	Rev		Rev Date
Report Prepared For	FallTech					
Initiated By	Dan Redden	Test Specification	ANSI Z359.11-2014 4.3.5, 4.3.3, 4.3.6, 4.3.7			
Base Part #	7078B	Description	Full Body Harness			
Proposed Part #	N/A	Built By Whom	Production	BOM	No	
Test Request #	PC-0604	Date Received	10/19/2015	Date Complete	10/26/2015	

Conclusion	
FallTech P/N 7078B meets the requirements of ANSI Z359.11-2014.	

Report Signatories and Approval			
Lab Quality Manager		Date	11/9/2015
Witnessed by		Date	11/24/2015

This laboratory is accredited in accordance with the recognized International Standard ISO/IEC 17025:2005. This accreditation demonstrates technical competence for a defined scope and the operation of a laboratory quality management system (refer to the joint ISO-ILAC-IAF Communique dated January 2009).

FallTech Testing Laboratory allows for a +/- 5% tolerance on dynamic performance and static strength test results.

Exova
3883 East Eagle Drive
Anaheim
California
USA
92807

T: +1 (714) 630-3003
F: +1 (714) 630-4443
E: sales@exova.com
W: www.exova.com



Testing. Advising. Assuring.

January 19, 2017

FallTech Testing Laboratory
1306 S. Alameda Street
Compton, CA 90221

Attention: Jay Sponholz
Quality Manager

Subject: **Attestation of Witnessing Testing**
Exova OCM Job # 370043-3
FallTech P.O.: OPEN
Report No.: PC-0604 HF
Base Part No. 7078BSM
Description: Full Body Harness



Dear Mr. Sponholz:



The purpose of this attestation is to attest to the fact that a representative of Exova OCM was on site at FallTech's facilities to confirm suitability of the equipment used, calibration status of the equipment and to witness testing performed by FallTech employees. Details of this visit are included below:

- Date of Testing:
 - January 17, 2017
- Exova OCM Test Witness:
 - Kevin Ton
- FallTech Test Operators:
 - Yesbet Sierra and Jay Sponholz
- Specification:
 - ANSI Z359.11-2014 Section 4.3.4
- Equipment Calibration Interval
 - 1 year, except weights which are 5 years

Attached to this attestation is the test report generated by FallTech Testing Laboratory. Exova OCM test witness certifies the report accurately presents the testing performed on the samples identified.

Test Report #	Date	Base Part #	Description	Sample ID's	Results
PC-0604 HF	1/18/2017	7078BSM	Full Body Harness	3509097 3509099 3640475	Pass

Test Witness Signature: Kevin Ton Test Technician Mechanical Laboratory	(Signed for and on behalf of Exova-OCM) 	
---	--	---

Approval Signature: Thomas J. (Tom) Parsons Manager Quality / Technical Services	(Signed for and on behalf of Exova-OCM) 	
--	--	---

This attestation shall not be reproduced except in full, without the written approval of Exova-OCM. The laboratory has witnessed the testing the material / items supplied by the client as sampled by the client. The testing is not within Exova OCM's L.A.B scope of testing and was not performed at Exova OCM.



FallTech Test Report

Test Report Number	PC-0604HF	Date	1/18/2017	Rev		Rev Date	
Report Prepared For	FallTech						
Initiated By	Dan Redden	Test Specification	ANSI Z359.11-2014; 4.3.4				
Base Part #	7078BSM	Description	Full Body Harness				
Proposed Part #	N/A	Built By Whom	Production	BOM	No		
Test Request #	PC-0604HF	Date Received	11/23/2016	Date Complete	1/17/2017		
Test Operator	Yesbet Sierra	Test Operator	Jay Sponholz				

Material/Sample Identification

Sample ID	Description
3509097	Full Body Harness
3509099	Full Body Harness
3640475	Full Body Harness

Test Summary

Test Specification	Test Criteria	Test Result	Pass/Fail
ANSI Z359.11-2014 4.3.4	Dynamic Performance Dorsal D-ring (Head First)	Peak Impact Load ≥ 3,600 Lbf	4847.9 Lbf Pass
	Dynamic Performance Dorsal D-ring (Head First)	Harness Shall Not Release Test Torso	Did Not Release Pass
	Dynamic Performance Dorsal D-ring (Head First)	Remain Suspended for ≥ 5 Minutes	5 Minutes Pass
	Dynamic Performance Dorsal D-ring (Head First)	Angle at Rest ≤ 30°	9.5° Pass
	Dynamic Performance Dorsal D-ring (Head First)	At Least One Fall Arrest Indicator Shall Be Deployed Visibly and Permanently	Visibly and Permanently Deployed Pass
ANSI Z359.11-2014 4.3.4	Dynamic Performance Dorsal D-ring (Head First)	Peak Impact Load ≥ 3,600 Lbf	2833.2 Lbf *
	Dynamic Performance Dorsal D-ring (Head First)	Harness Shall Not Release Test Torso	Did Not Release Pass
	Dynamic Performance Dorsal D-ring (Head First)	Remain Suspended for ≥ 5 Minutes	5 Minutes Pass
	Dynamic Performance Dorsal D-ring (Head First)	Angle at Rest ≤ 30°	5.2° Pass
	Dynamic Performance Dorsal D-ring (Head First)	At Least One Fall Arrest Indicator Shall Be Deployed Visibly and Permanently	Visibly and Permanently Deployed Pass

FallTech Test Report						
Test Report Number	PC-0604HF	Date	1/18/2017	Rev		Rev Date
Report Prepared For	FallTech					
Initiated By	Dan Redden	Test Specification	ANSI Z359.11-2014; 4.3.4			
Base Part #	7078BSM	Description	Full Body Harness			
Proposed Part #	N/A	Built By Whom	Production	BOM	No	
Test Request #	PC-0604HF	Date Received	11/23/2016	Date Complete	1/17/2017	

Test Summary				
Test Specification	Test Criteria		Test Result	Pass/Fail
ANSI Z359.11-2014 4.3.4	Dynamic Performance Dorsal D-ring (Head First)	Peak Impact Load $\geq 3,600$ Lbf	2280.6 Lbf	*
	Dynamic Performance Dorsal D-ring (Head First)	Harness Shall Not Release Test Torso	Did Not Release	Pass
	Dynamic Performance Dorsal D-ring (Head First)	Remain Suspended for ≥ 5 Minutes	5 Minutes	Pass
	Dynamic Performance Dorsal D-ring (Head First)	Angle at Rest $\leq 30^\circ$	7.3°	Pass
	Dynamic Performance Dorsal D-ring (Head First)	At Least One Fall Arrest Indicator Shall Be Deployed Visibly and Permanently	Visibly and Permanently Deployed	Pass

Conclusion	
FallTech P/N 7078BSM meets the requirements of ANSI Z359.11-2014. 4.3.4	

Test Exceptions	
* Harness has been dynamically tested and subjected to forces of 5,000 Lbs. or more. Energy absorbing properties inherent to the harness prevented residual force readings equal to or greater than the 3,600 Lbs. required by the standard.	

Report Signatories and Approval			
Lab Quality Manager	Jay Sponholz		Date: 1/18/2017
Witnessed by	Kevin Ton		Date: 1/23/2017