

Arc Flash Rescue Straps

User Instruction Manual

⚠ PLEASE READ - IMPORTANT SAFETY INFORMATION

Please read and understand the manufacturer's instructions for each component or part of the complete system. Manufacturer's instructions must be followed for proper use, care, and maintenance of this product. These instructions must be retained and be kept available for the worker's reference at all times. Alterations or misuse of this product or failure to follow instructions, may result in serious injury or death.

⚠ WARNINGS AND LIMITATIONS

- Never use the FallTech Arc Flash Rescue Strap for personal fall arrest, restraint, or work positioning.
- Inspect the FallTech Arc Flash Rescue Strap before each use in accordance with the requirements in Section 6 below.
- Never modify or alter the FallTech Arc Flash Rescue Strap. This includes extending the length or tying knots in the Arc Flash Rescue Straps.
- Immediately inspect the FallTech Arc Flash Rescue Strap for damage if the strap has been loaded.
- Do not use this product if the user exceeds the rated capacity of the FallTech Arc Flash Rescue Strap.
- Do not use this product if it will interfere with any personal fall protection equipment.
- Avoid using around moving machinery, thermal, electrical and/or chemical hazards as contact may cause serious injury or death.
- All procedures shown in these instructions are for FallTech Arc Flash Rescue Straps only.
- Report all incidents to your supervisor or safety coordinator.

1.0 Description - The FallTech Arc Flash Rescue Straps is used to attach front self rescue loops to FallTech Arc Flash Harnesses that do not have integral straps built in or other frontal or sternal connection. .

2.0 Application - The FallTech Arc Flash Rescue Straps is designed to be used as aid for self rescue.

3.0 System Requirements - The FallTech Arc Flash Rescue Straps is designed for use by a single person with a combined weight no greater than 310 lbs (141kg).

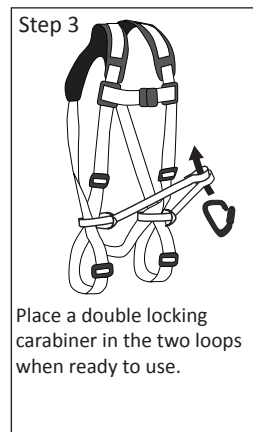
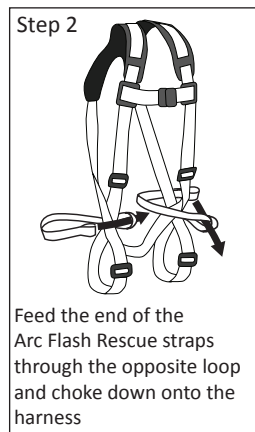
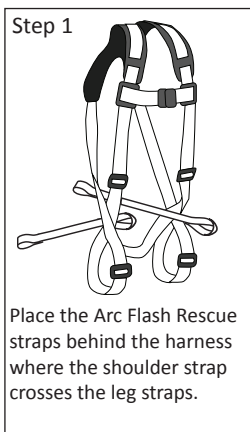
3.1 Compatibility of Components: Equipment is designed for use with approved components and subsystems only. Substitutions or replacements made with non-approved components or subsystems may jeopardize compatibility of equipment and may affect the safety and reliability of the complete system.

3.2 Making Connections: Only use locking connectors with this equipment. Only use connectors that are suitable to each application. Ensure all connections are compatible in size, shape, and strength. Do not use equipment that is not compatible. Visually ensure all connectors are fully closed and locked.

4.0 Installation

4.1 Pre-Use Inspection: Inspect the Arc Flash Rescue Straps thoroughly before beginning to work at height for damage or wear. Inspect the webbing and stitching for cuts, fraying, and signs of damage to the webbing from excessive wear or abrasion. Inspect the labels, all labels must be present and legible. If any of these conditions exist, remove from service.

4.2 Installation Procedure: Ensure the Arc Flash Rescue Straps are clean and free of oil, grease, or debris. See the figures below for the installation steps.



5.0 Maintenance, Service, and Storage

5.1 Maintenance: No scheduled maintenance is required, other than the replacement of items that fail inspection.

5.2 Service: There are no specific service requirements for this system component.

5.3 Storage: Store in a clean, dry, chemical-free environment out of direct sunlight. Avoid prolonged exposure to extreme heat conditions.

6.0 Inspection - Inspect the FallTech Arc Flash Rescue Straps for damage and wear. If any abnormalities are found, remove from service.

7.0 Labels - The labels must be present and legible.

FallTech DO NOT REMOVE LABEL OSHA 1926.502 ASTM F887 SERIAL NUMBER: 1234567	Style# (Estilo): 68031AF2 Size (Tamaño): 24.5" Date of Mfg (Fecha de Mfg): JAN 2021 Capacity (Capacidad): OSHA: 130-425lbs ANSI: 130-310lbs Material: Kevlar/Nomex Web
--	---

Mark/punch on grid: - Initial in-service date - Date of passed inspection <input type="checkbox"/> Inspect before each use <input type="checkbox"/> Competent person to inspect every six months.	<table border="1"> <tr> <td>Initials:</td> <td></td> <td></td> <td></td> <td></td> <td></td> </tr> <tr> <td>Date:</td> <td></td> <td></td> <td></td> <td></td> <td></td> </tr> </table>	Initials:						Date:					
Initials:													
Date:													

412-00410 Rev A

INSPECTION! Inspect this product before each use. Semi-annual inspection by a competent person is required. Do not use if inspection reveals unsafe or defective condition. Remove the product from service immediately if it has been subjected to fall arrest forces. See the user instruction manual for complete inspection procedures.

412-00409 Rev A

FallTech For Tools™ Shackle Tool Attachment Specifications

Model #	Description	Material Specifications	Capacity and Standards	Tool Shackle Attachment Image
68031AF2	Rescue Straps, Arc Flash, Kevlar/Nomex, 2/pk	Kevlar/Nomex 5,000 lb. (22.2 kN) Minimum	Up to 310 lbs. (141 kg) OSHA 1926.502 ASTM F887	