

TECHNICAL MANUAL

Thank you for purchasing the Vision Assessment Corporation Fly-S Stereo Acuity Test, P/N 1000S.



PURPOSE

This test is designed to rapidly test for amblyopia, strabismus and other binocular acuity problems using stereopsis (*depth perception*) for subjects ages preschool thru adult.

Depth Perception: (*n*) *The ability to perceive spatial relationships, especially distances between objects, and three dimensions.*


Geometric Shapes: *Triangle, Circle, Square & Plus*

- △ **Triangle**
- **Circle**
- **Square**
- ⊕ **Plus**

FAMILIARIZE YOURSELF WITH THE TEST

- Test consists of:
 1. 1 booklet – 2 vectographic pages (*3 Sections*)

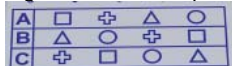
- Page 1 (*Section A*)
Gross Stereopsis



- Page 2 (*Section B*)
10 levels of disparity for critical testing



- Page 2 (*Section C*)
3 gross levels of disparity



2. 1 pair adult polarized viewers



(*NOT TO BE USED AS SUNGLASSES*)

3. 1 pair pediatric polarized viewers



(*NOT TO BE USED AS SUNGLASSES*)

4. Answer Key on back cover



TESTING CONDITIONS

- Well-lit, glare-free area
- If reflections or glare on the vectographic pages can be seen, try tilting the booklet or choose another testing location

ADMINISTERING THE TEST

- **Section A**
 1. Place the polarized viewers on the test subject
 2. **PLEASE NOTE:** IF TEST SUBJECT WEARS PRESCRIPTION GLASSES, THE POLARIZED VIEWERS SHOULD BE WORN OVER GLASSES
 3. Open test booklet and fold so that only Page 1 can be viewed by test subject
 4. Hold the booklet approximately 16 inches (40 cm) from the test subject
 - ❖ The fly is used for this test as it is both universally recognized and understood by all age groups
 - ❖ When both eyes are functioning properly the fly should appear to be a 3-dimensional image protruding from the page
 - ❖ If both eyes are not functioning properly the fly will appear as a flat 1-dimensional image
 5. Ask the test subject to pinch the wings
 6. Observe whether the test subject's fingers pinch above the page or touch the page
 - ❖ If test subject is unable to see the 3-D image, ask the test subject to identify the "L" & "R" at the bottom of the page. If the test subject is unable to perform this task, he/she is untestable

Scoring

Fly	Seconds of arc
Right Wing	4800
Left Wing	3500
Thorax	3200
Eyes	3000

- **Section B (For Adults)**

1. Turn booklet so that only Page 2 can be viewed by test subject
2. Ask test subject to look at the 10 boxes each containing 4 circles

3. Only one circle in each box will appear to be floating or forward from the others
4. Starting with box #1, ask the test subject to point to or identify (top, bottom, left or right) the circle that appears to be floating or different from the others
5. Repeat last step for boxes 2-10
6. When one is missed, retest the preceding box to ensure that the test subject can achieve this level and was not just guessing




Scoring

1. Record the level of stereopsis for the circle in the last box chosen correctly
2. Refer to Answer Key on back of test booklet


• **Section C (For Children)**

1. In each line – A, B & C, only one shape appears to be floating or forward from the others
2. Taking each line in order, have test subject look at the geometric shapes at bottom of page and point to or name the shape on each line A, B & C that appears to be floating or that is different from the others on that line. If one is missed, retest the preceding line to ensure that the test subject can achieve this level and was not just guessing

Scoring

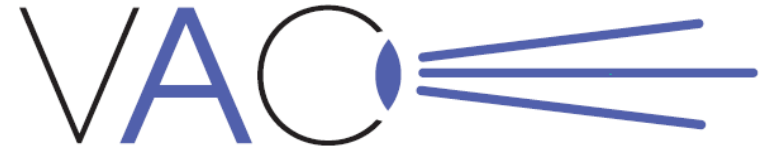
SCORE KEY	Seconds of arc 16 in., (40 cm)	Shepard Percentage	Verhoff Distance
A 	400	15%	0.1
B 	200	30%	0.2
C 	100	50%	0.3

CARE/HANDLING & STORAGE

- Clean vectographic pages with a soft, damp lint-free cloth
-  Store closed booklet in a cool, dry place away from direct sunlight
- Clean polarized viewers using lens cleaner and soft, lint free cloth

WARRANTY

- 1-year manufacturer warranty from date of purchase



Vision
Assessment
 Corporation

The **FLY-S**
Stereo Acuity Test

P/N 1000S
TECHNICAL MANUAL

Vision Assessment Corporation
 2675 Coyle Avenue
 Elk Grove Village, Illinois 60007 USA
 Phone: 1 847 239 5889
 Toll Free USA: 1 866 887 9692
 Email: sales@VisionAssessment.com
 Web: www.VisionAssessment.com



MDSS GmbH,
 Schiffgraben 41, Hannover 30175, Germany