



2020-21

SKIMMLITE

"Quality that pays for itself since 1954"

PROFESSIONAL POLES LEAF RAKES AND SKIMMERS

Equipment designed for
Commercial, Service Professionals &
Homeowners looking for
better equipment



SERVICE / COMMERCIAL POLES

American-Made Commercial Grade Tubing

ELIPTILOCK POLES

- 3006 – (6' to 17') (E)
- 3012 – (6' to 12') (E)
- 3008 – (8' to 16') (E)
- ** 3118 – (8' to 16') (E)
- 3500 – (8' to 16') (E) (O)
- ** 3516 – (8' to 16') (E) (O)

FIBERGLASS POLES

- 112F – (12' straight)
- 8016 – (8' to 16') (O)
- 116F – (16' straight)
- 8024 – (12' to 24') (O)

PROMAX POLES

- 7012 – (6' to 12') (N)
- 7016 – (8' to 16') (N)
- 7012E – (6' to 12') (O)
- 7016E – (8' to 16') (O)
- 7112 – (6' to 12') (O) (N)
- 7116 – (8' to 16') (O) (N)

ALUMINUM STRAIGHT POLES

- 112 – (12' straight)
- 116 – (16' straight)

PATENTED INTERNAL CAM

- 5096 – (6' to 12') (C)
- 5009 – (8' to 16') (C)

NYLON OUTSIDE LOCK

- 3007 – (6' to 18') (O)
- 5006 – (8' to 16') (O)
- 5008 – (8' to 16') (O)
- 5012 – (12' to 24') (O)
- 5016 – (16' to 32') (O)

DUALY 2 & 3* Section Poles

- 9012 – (6' to 12') (O) (C)
- 9016 – (8' to 16') (O) (C)
- *9018 – (6' to 18') (O) (C)
- *9024 – (8' to 24') (O) (C)
- *9032 – (12' to 32') (O) (C)

SNAPLITE POLES 2 & 3* Section Poles

- 6012 – (6' to 12') (S)
- *6317 – (6' to 17') (S)
- 6016 – (8' to 16') (S)
- *6323 – (8' to 23') (S)



(C) Patented Internal Cam Poles are made with a unique cam plug that has been pressed into the inside pole and has a cam or shoe that is easily replaced when worn. This internal cam comes in all Dually, Brute Series, and 5009/5096 poles.

(E) EliptiLock™ with its patented design builds the lock into the tubes. There are no parts to fall out or break! The outside tube is formed slightly out of round and the inside tube is equally out of round which creates the friction for the lock. Over the last 40 years, The EliptiLock has become an industry favorite of many professionals.

(N) NIC – Nylon Internal Cam or NIC is a one piece cam that has a hole at the bottom for quicker draining. This cam is designed to be a quick on and off lock.

(O) Outside Lock has been an industry favorite since 1959 and is made with the strongest plastics on the market. The male fittings are pressed onto the outside tubes with a ton of pressure to ensure they will not fall off. The female and ferrule fittings are easily replaceable when worn to maximize the lifetime of the tube.

(S) SNAPLITE – Skimlite's newest lock design that allows you to slide and lock the pole at your desired length with a simple push of a button.

The 3118 and 3516 are heavy duty versions of the industry favorite 3008 and 3500. We have incorporated the same EliptiLock concept into stronger and thicker poles for added strength and life



NEW

CARBONLITE

Made for Extreme Jobs and Serious Pool Cleaning

The All New CARBONLITE is unlike any pole on the market.

The proprietary manufacturing process used for this Carbon Fiber pole warrants it as the strongest pole in the industry. Fully extended with heavy weight on the end and this pole still has virtually no bend. This pole is ideal for anyone who uses heavy vac systems, or is looking for a stronger AND lighter pole than the industry standards. A pole made for the dedicated service professional who is willing to pay for the best.

ALL LENGTHS AVAILABLE

CL612 – (6'-12')

CL816 – (8'-16')

CL617 – (6'-17')*

CL823 – (8'-23')*

CL8 – (8' Extension for any above poles)

** 3-section poles*

Easily Replaceable Locking Assembly

10x Stronger and 40% Lighter than aluminum!

Water repels off pole effortlessly!

Close up 3D representation of the carbon fabric

STAINLESS STEEL TIP!
Holes will last 3x longer!

4 Holes positioned to adapt to ALL TOOLS



Homeowner Poles


American-Made lighter weight tubing

- 1612 – (6' to 12' EliptiLock) (E)
- 1612e – (6' to 12' External Lock) (O)
- 1612nic – (6' to 12' Internal Cam) (N)

- 1815 – (8' to 15' EliptiLock) (E)
- 1815e – (8' to 15' External Lock) (O)
- 1815nic – (8' to 15' Internal Cam) (N)

- 1004 – (4' to 8' EliptiLock) (E)
- 1006 – (6' to 12' EliptiLock) (E)
- 2006 – (6' to 12' External Lock) (O)
- 1008 – (8' to 15' EliptiLock) (E)
- 2008 – (8' to 15' External Lock) (O)


SKIMLITE HAS THE IDEAL EQUIPMENT FOR YOUR APPLICATION!



Specialty Poles

(single ship poles)

All Brute Series poles are larger in diameter and stronger than conventional poles. These were created to satisfy those who use heavy vac systems or who just prefer to have the absolute heaviest and strongest aluminum pole available. All Brute Series poles have been redesigned to ship via small parcel in its own personal custom box. Brute Series poles also have the ability to achieve even longer length by simply snapping on 54321's which are 8' extensions (see below).



BRUTE 2, 3*, & 4** Section Poles

- *5432 – (8' to 29') (O)
- **9416 – (5' to 15') (C) (O)
- 9816 – (8' to 16') (C) (O)
- *9618 – (6.5' to 18') (C) (O)
- *9824 – (8' to 20') (C) (O)
- 54321 – (8' Extension for above poles)

54321 – This 8' extension allows for all Brute Series poles to achieve any desired total length. Each 8' extension is easily snapped on with stainless steel clips. For example: The Brute Series pole 9816 is an

8'-16' telescoping pole. By adding one 54321 to this pole you can achieve a total length of 24'. Why not add another to achieve a total length of 32'? The 54321 is a simple way to make any Brute Series pole extremely versatile.



- (C) Patented Internal Cam Poles are made with a unique cam plug that has been pressed into the inside pole and has a cam or shoe that is easily replaced when worn. This internal cam comes in all Dually, Brute Series, and 5009/5096 poles.
- (E) EliptiLock™ with its patented design builds the lock into the tubes. There are no parts to fall out or break! The outside tube is formed slightly out of round and the inside tube is equally out of round which creates the friction for the lock. The EliptiLock has become an industry favorite of many professionals and out sells any of our other poles.
- (N) NIC – Nylon Internal Cam or NIC is a one piece cam that has a hole at the bottom for quicker draining. This cam is designed to be a quick on and off lock.
- (O) Outside Lock has been an industry favorite since 1959 and is made with the strongest plastics on the market. The male fittings are pressed onto the outside tubes with a ton of pressure to ensure they will not fall off. The female and ferrule fittings are easily replaceable when worn to maximize the lifetime of the tube.
- (S) SNAPLITE – Skimplite's newest lock design that allows you to slide and lock the pole at your desired length with a simple push of a button.



EZ-SHIP STRAIGHT POLES

EZ-SHIP poles are designed to eliminate costly freight charges. We use our conventional commercial/service grade quality aluminum and design them to easily snap together with stainless steel clips (eliminating a need for any locking cams). Each set comes with a hand grip and solid aluminum extensions to achieve your desired length.

- #318 – (6' to 18')
- #216 – (8' to 16')
- #324 – (8' to 24')



Spartan Brushes and Rakes

Due to popular demand, Skimplite is now offering an imported price competitive line of Brushes that are still service quality. Spartan Brushes come with ALL METAL handles for extra strength, as well as Patented magnetic end caps. These magnetic end caps add 4" of extra bristle length, and makes removing metal objects from the bottom of the pool a simple task.

Spartan All Grit Brush

SP1022

These Silicon Carbide bristles will not rust, scratch, bend, or poke, and can also be used on new plaster pools unlike Stainless Steel bristles. Silicon Carbide bristles are the new replacement for Stainless Steel and are ideal for pebble tech or diamond brite pools.



Spartan All Purpose Nylon Brush

SP2022



Spartan Combo Brush

SP3022

Combination of the Grit (Silicon Carbide) and All Purpose Nylon for the best of both bristles



Due to popular demand, Skimplite is now offering an imported price competitive line of Leaf Rakes that are still service quality. The Spartan Series Rakes have the shape of conventional Rakes as well as a leafing edge around the entirety of the Rake. All components of the Spartan rake are easily replaceable.



Spartan Standard Rake

- SP100 Spartan Standard Rake
- SP101 Standard Rake Rim Replacement
- SP102 Standard Rake Net Replacement



Spartan Deep Net

- SP200 Spartan Standard Rake w/Deep Net
- SP101 Standard Rake Rim Replacement
- SP202 Standard Deep Net Replacement



Spartan Fine Mesh and Easy Flip/Rag Bag

- SP300 Spartan Rake Standard w/Fine Mesh
- SP101 Standard Rake Rim Replacement
- SP302 Fine-Mesh Replacement Net
- SP500 Spartan Easy Flip Rake
- SP502 Spartan Easy Flip Replacement Net



Spartan Wide Mouth Deep Net

- SP400 Spartan Wide Mouth Rake w/Deep Net
- SP401 Wide Mouth Rim Replacement
- SP402 Wide Mouth Net Replacement



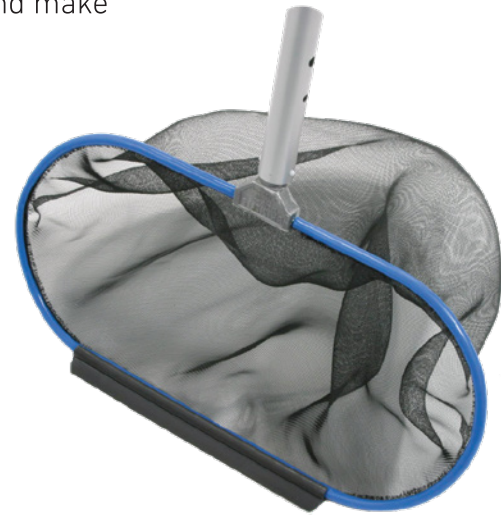
Leaf Skimmers & Rakes *handcrafted 100% in the USA*

For over 60 years, professionals and homeowners alike have relied on Skimplite's quality leaf skimmers and rakes. Today we still hand make over 15 models and designs 100% in the USA.

Stainless Steel Leaf Rakes and Skimmers

In 1954, Skimplite combined the strength of 304 stainless steel and plated spring steel fabricated to a solid handle to create the first light weight skimmer for the swimming pool industry. These original leaf skimmers and rakes are made to provide many years of use for the commercial pool application or homeowner.

- R4C Round Skimmer 4" RKFC Leaf Rake w/10" Fine Pocket**
- S4C Square Skimmer 4" R16C Leaf Rake w/16" Fine Pocket**
- R8C Round Skimmer 8" RK88 Leaf Rake w/16" Coarse Pocket**
- S8C Square Skimmer 8"**



Durapro Series

This design uses our original plated spring steel frame which won't rust, corrode, or break under normal use. The net is adhered to the frame with our patented method and has protective vinyl tubing around the frame that can be replaced when worn.

- SS4 Square Skimmer w/4" Pocket SS10 Leaf Rake w/10" Pocket**
- SS8 Square Skimmer w/8" Pocket SS16 Leaf Rake w/16" Pocket**



Skimplite's Maxi Series: M-16

Skimplite's Maxi Series incorporates many of the great features of our previous models into our patented design. The Pocket "stays" are sewn into the pocket to create a large opening for skimming, yet closes when pulled straight back. Using the Maxi Series like a brush on the bottom of a pool makes cleaning even the dirtiest of pools a snap! By keeping the pocket open, emptying this rake is even easier. Whether you use the leafing edge or the rounded edge of the protective tubing, the Maxi Series allows debris to float into the pocket with very little effort.

- M-16 20"x10" frame w/16" pocket**
- M-80 20"x10" Frame w/16" Coarse Mesh pocket**



Promax

The Promax rake incorporates many of the great features of our previous models, however has the conventional shape of standard rakes. This rake is light weight and flows through the water with very little effort.

- 7217 20x10 Frame w/16" pocket**

Replacement Parts

"These quality Skimplite replacement parts are all genuine parts made in the USA"

(O) - Largest Outside Pole (M) - Medium Middle Pole (I) - Smallest Inside Pole

 503 Ferrule fitting for: 3007 (O), 3500, 5006, 5008, 5012, 5016, 7112, 7116, 9016, 9018 (O), 9024 (O), 5432 (I), 9618 (I), 9824 (I) 9416 (M), CL612, CL816, CL617 (O), CL823 (O)	 504 Cam shoe for: 5009, 9016, 9018 (O), 9024 (O), 9618 (I), 9824 (I)	 505 Cam plug for: 5009, 9016, 9018 (O), 9024 (O), 9618 (I), 9824 (I)	 521 Male fitting for: 3007 (O), 7012E, 7016E, 9016, 9018 (O), 9024 (O), 5038 (O), 5432 (I), 9618 (I), 9824 (I), 9416 (M)	 522 Female fitting for: 3007 (O), 7012E, 7016E, 9016, 9018 (O), 9024 (O), 5038 (O), 5432 (I) 9618 (I), 9824 (I), 9416 (M), CL612, CL816, CL617 (O), CL823 (O)	 5552 Black grip for: 5009, 9016, 5432
 923 Ferrule fitting for: 3007 (I), 8016, 9018 (I), 9024 (I), 9416 (I), CL617 (I), CL823 (I)	 904 Cam shoe for: 9018 (I), 9024 (I), 9416 (I)	 905 Cam plug for: 9018 (I), 9024 (I), 9416 (I)	 921 Male fitting for: 3007 (I), 5038 (I), 9018 (I), 9024 (I), 9416 (I)	 922 Female fitting for: 3007 (I), 5038 (I), 9018 (I), 9024 (I), 9416 (I), CL617 (I), CL823 (I)	 551 Black grip for: 3006, 3007, 8016, 8024, 9018, 9024
 203B Ferrule fitting for: 1612e (O), 1815e (O), 2006 (O), 2008 (O)	 604 Replaceable Snaplite Button for: 6012, 6016, 6317 (O), 6323 (O)	 634 Replaceable Snaplite Button for: 6317 (I), 6323 (I)	 501 Male fitting for: 3500, 5006, 5008	 502 Female fitting for: 3500, 5006, 5008	 555 White grip for: 3008, 3500, 5006, 5008, 216, 318, 324
 301 Guide fitting for: 3008	 301B Guide fitting for: 3006 (O), 5009, 7012, 7016	 381 Guide fitting for: 3006 (I)	 705 Replacement cam for: 7012, 7016, 7112, 7116	 721 Male fitting for: 7112, 7116	 722 Female fitting for: 7112, 7116
 543 Ferrule fitting for: 5432 (O), 9816 (O), 9618 (O), 9824 (O), 9416 (O)	 04 Cam shoe for: 9816 (O), 9618 (O), 9824 (O), 9416 (O)	 05 Cam plug for: 9816 (O), 9618 (O), 9824 (O), 9416 (O)	 541 Male fitting for: 5432 (O), 9816 (O), 9618 (O), 9824 (O), 9416 (O)	 542 Female fitting for: 5432 (O), 9816 (O), 9618 (O), 9824 (O), 9416 (O)	 5553 Red grip for: 7012, 7016, 7012E, 7016E, 7112, 7116, 9816, 9618, 9824
 201 Male fitting for: 2006, 2008, 1612E, 1815E	 202 Female fitting for: 2006, 2008, 1612e, 1815e	 881 Male fitting for: 8016, 8024	 105 Replacement NIC Internal Cam for: 1612NIC, 1815NIC	 C-162 Extension C-Clip for: 5432, 324, 318, 216	



Custom Poles

At Skimlite. Poles are our specialty, and we have the capability to manufacture all different types of poles for many different applications. Since 1954, when Robert Conrad founded Skimlite, we manufactured exclusively for the swimming pool industry. Over the years, we have expanded into other industries; with the pool industry still as our primary focus. For Inquiries on larger volume custom products, please visit our website at skimlite.com and email Customerservice@skimlite.com. We will always continue to innovate to manufacture high quality products you can depend on. Thank you for continuing to support our small family owned business.

