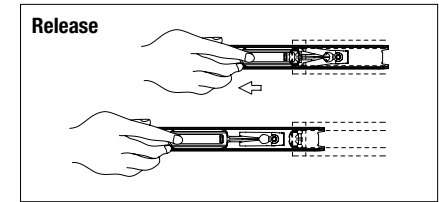
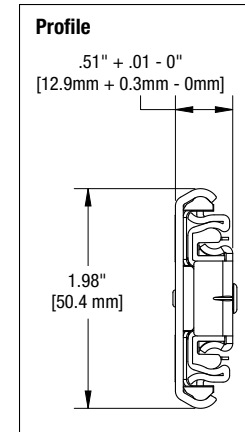
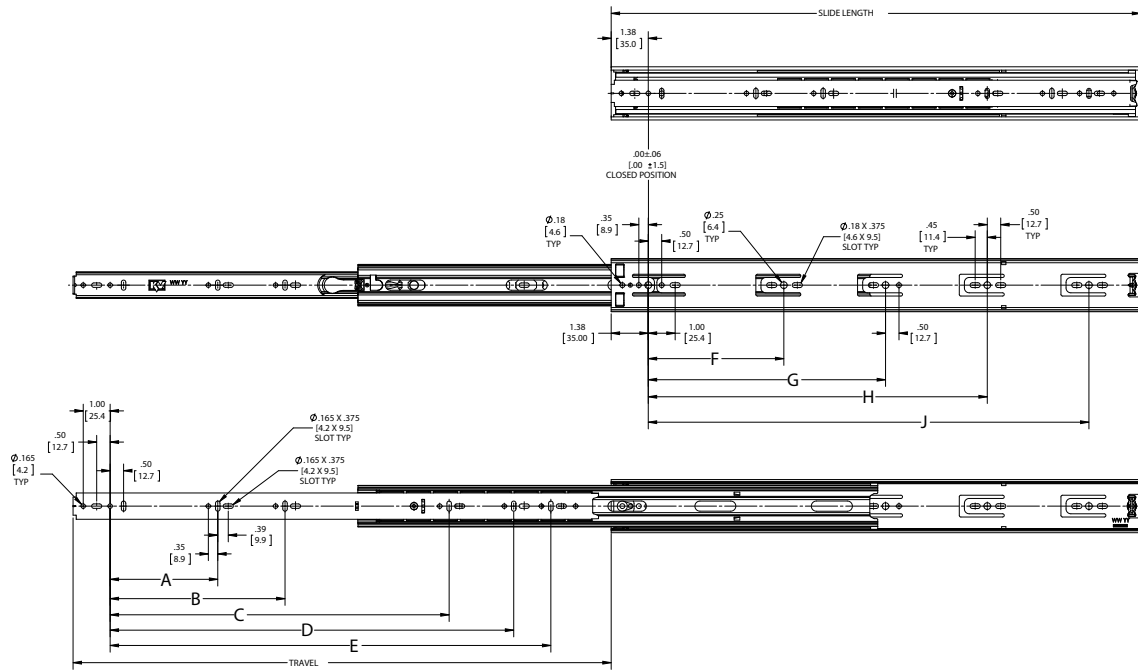




8600 Full Extension Ball-Bearing Heavy-Duty Drawer Slide



SKU Number	Slide Size inch/mm	Length inch/mm	Travel inch/mm	A inch/mm	B inch/mm	C inch/mm	D inch/mm	E inch/mm	F inch/mm	G Inch/mm	H Inch/mm	I Inch/mm
8600B 12	12" [300mm]	11.81" [300mm]	12" [305mm]	-	-	-	-	8.82" [224mm]	5.04" [128mm]	8.82" [224mm]	-	-
8600B 14	14" [350mm]	13.78" [350mm]	14" [356mm]	5.04" [128mm]	-	-	-	10.08" [256mm]	5.04" [128mm]	8.82" [224mm]	-	-
8600B 16	16" [400mm]	15.75" [400mm]	16" [406mm]	5.04" [128mm]	-	-	-	11.34" [288mm]	5.04" [128mm]	8.82" [224mm]	12.60" [320mm]	-
8600B 18	18" [450mm]	17.72" [450mm]	18" [457mm]	5.04" [128mm]	-	-	-	12.60" [320mm]	5.04" [128mm]	8.82" [224mm]	13.86" [352mm]	-
8600B 20	20" [500mm]	19.69" [500mm]	20" [508mm]	5.04" [128mm]	12.60" [320mm]	-	-	16.38" [416mm]	5.04" [128mm]	8.82" [224mm]	13.86" [352mm]	-
8600B 22	22" [550mm]	21.65" [550mm]	22" [559mm]	5.04" [128mm]	12.60" [320mm]	-	-	16.38" [416mm]	5.04" [128mm]	8.82" [224mm]	13.86" [352mm]	17.64" [448mm]
8600B 24	24" [600mm]	23.62" [600mm]	24" [610mm]	5.04" [128mm]	8.82" [224mm]	16.38" [416mm]	-	20.16" [512mm]	5.04" [128mm]	8.82" [224mm]	13.86" [352mm]	18.90" [480mm]
8600B 26	26" [650mm]	25.59" [650mm]	26" [660mm]	5.04" [128mm]	8.82" [224mm]	16.38" [416mm]	-	20.16" [512mm]	5.04" [128mm]	8.82" [224mm]	13.86" [352mm]	21.42" [544mm]
8600B 28	28" [700mm]	27.56" [700mm]	28" [711mm]	5.04" [128mm]	8.82" [224mm]	16.38" [416mm]	20.16" [512mm]	23.94" [608mm]	5.04" [128mm]	8.82" [224mm]	13.86" [352mm]	21.42" [544mm]

Model: 8600 Full Extension Drawer Slide
Mounting: Side
Disconnect: Butterfly Lever
Hole Pattern: 32mm and Traditional
Face Frame Mounting: Yes
Type: Ball-Bearing
Travel: Full Extension
Finish: Zinc
Length: 12", 14", 16", 18", 20", 22", 24", 26", 28"
Clearance: .51" + .01" - .0" on each side
Height: 1.98" [50.4mm]
Packaging: Bulk Pack (8600B): all sizes - 5 pair per carton
Action: Telescopic
Slide Configuration: Unhanded
Load Rating: 150 lb.