

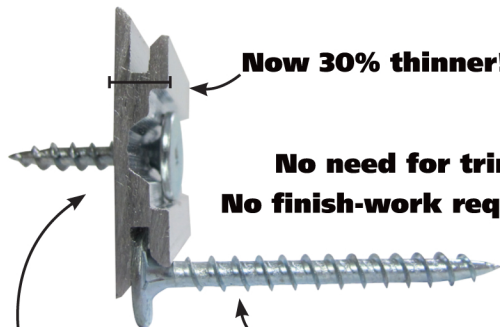
# Smart Cleat

**NEW**



**dbc**  
Designed by a Contractor

Designed in the  
**USA**



New channel works with PowerHead Screws or conventional self-tapping screws

PowerHead Screw provides solid mount and allows for shim-free adjustment

The Smart Cleat eliminates the frustration of hanging panels using the traditional French cleat system. It allows you unlimited adjustment without shims and allows you to hang the panel only 3/16" from the ceiling to eliminate excess trim.

## Features...

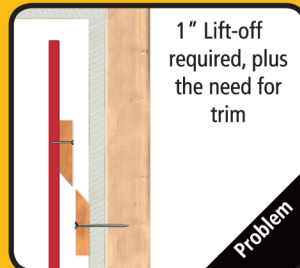
- No shims
- No extra trim or finish work
- Only 3/16" lift-off

## Great for...

- Panels
- False walls
- Large frames

Patent Pending


Description	Part Number	
Smart Cleat 4' length	SMART CLEAT	



French Cleat



Smart Cleat



Mount panels with PowerHeads