



## Corner Susan – Bottom mounting



1.



2. Put the shelf in for the middle position



3. Boden einlegen für Mittenposition



4. Mark the middle




1. Mark the middle



2. Put in the drilling template



3. Mark the drilling holes




4. Screw the axle



1. Put in the bottom bolt



3. Mount the bottom shelf



2. Mount the lower shelf support



1. Put in the upper bolt



2. Mount the upper shelf support



3. Mount the upper shelf



4.



# Corner Susan Post height adjustable



# Corner Susan – Bottom mounting




1.



2. Put the shelf in for the middle position




3. Put the shelf in for the middle position




4. Mark the middle



1. Mark the middle



2. Put in the drilling template



3. Mark the drilling holes



4. Mount the bottom bearing



1. Mark the upper middle point



2. Mark the upper middle point



3. Drill a middle hole




2. Screw the upper bearing




1. Mount bottom shelf support and bolt



2. Put the bottom shelf on the axle




3. Mount the upper shelf support; and upper shelf




4. Put the upper bearing cover on the axle



1. Put in the fitting



1. Pull the upper bearing to the top



3. Fix the upper bearing



4. Put the upper shelf on the upper bolt