

COVER CAP - LIGHT DUTY
300.5230.BLK/MAL

DESCRIPTION & SPECIFICATIONS

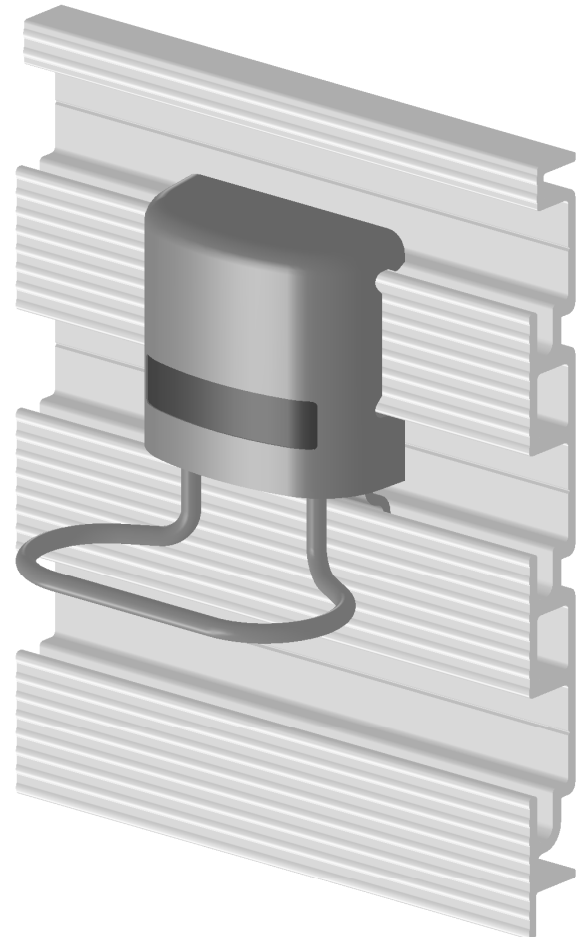
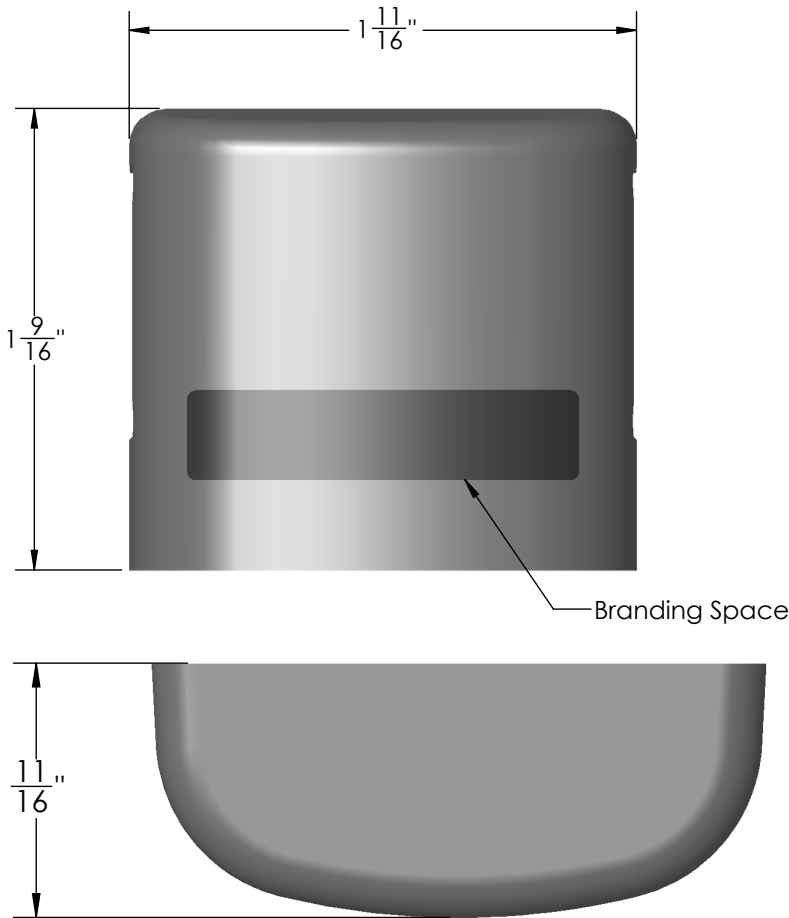
The Light Duty Cover Cap attaches the smaller hooks to the track and creates an attractive look. Caps can be custom branded to feature the name or logo-type of your closet shop.

SIZE & CAPACITY | Light Duty

AVAILABLE FINISHES |



Matte Aluminum, Black.



INSTRUCTIONS & SPECIFICATIONS

STEP 1: Insert the top of the Cover Cap on the hook base and into track channel.

STEP 2: Press the bottom of the cap over the hook base until it snaps into place. Hook is now fixed, but can be repositioned horizontally.

| FINISH | CODE (FIN) |
|----------------|------------|
| MATTE ALUMINUM | MAL |
| BLACK | BLK |

**TRACK SYSTEM
MATTE ALUMINUM/WHITE**

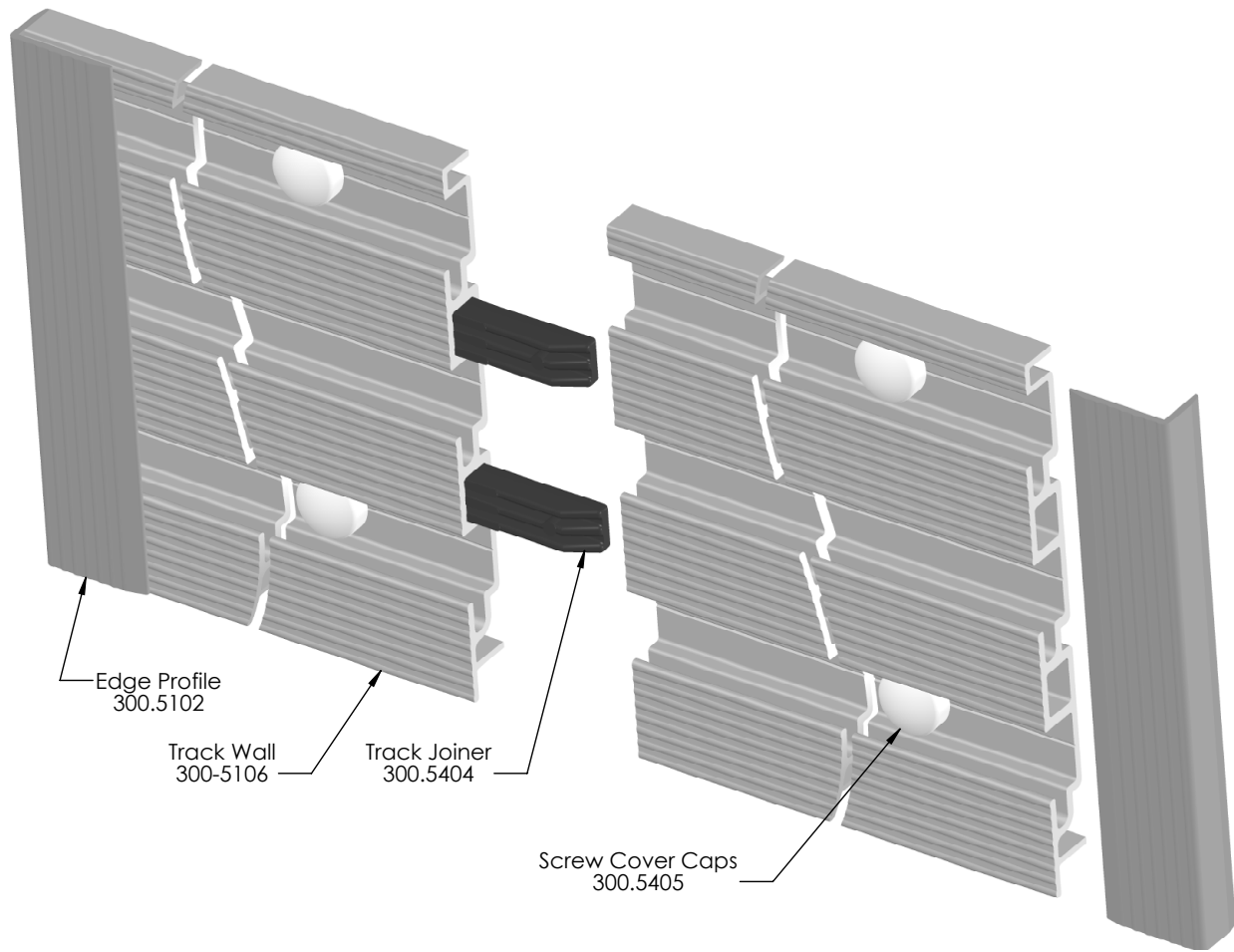

DESCRIPTION & SPECIFICATIONS

The TAG track system is the perfect solution for organizing your garage, office, closet and other areas with specialized hooks. The track replaces the outdated and unsightly pegboard system with functionality and aesthetics.

AVAILABLE FINISHES



Matte Aluminum, White.



TRACK COMPONENTS & INSTALL HARDWARE

| COMPONENT | ITEM CODE | COLOR CODE | DESCRIPTION |
|-------------------|-----------|------------|----------------------|
| FUSION TRACK | 300.5106 | MAL/WH | HOLDS HOOKS |
| EDGE PROFILE | 300.5102 | MAL/WH | FINISHES TRACK EDGES |
| SCREW COVER STRIP | 300.5109 | MAL/WH | CONCEALS SCREWS |
| TRACK JOINER | 300.5404 | BLK | JOINS TRACK PANELS |

| COMPONENT | ITEM CODE | COLOR CODE | DESCRIPTION |
|-----------------------|-----------|------------|--------------------------|
| EDGE MOUNTING TAPE | 300.5402 | CLR | MOUNT EDGE PROFILE |
| PAINTED INSTALL SCREW | 300.5401 | MAL | INSTALL TRACK PANEL |
| HINGED SCREW CAPS | 300.5405 | MAL/WH | CONCEAL SCREWS |
| END CAPS | 300.5403 | BLK/WH | FINISH TRACK PANEL EDGES |