


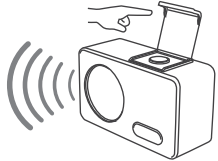
simpl. Music Player

User Guide

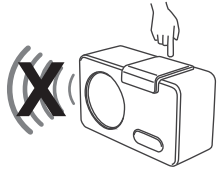
1. Plug in



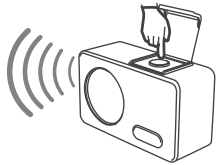
2. Open lid to play



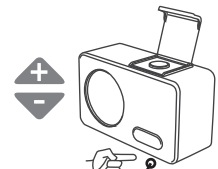
3. Close lid to stop



4. Skip to next tune button



5. Adjust volume



Using a pencil press the in-set buttons (higher or lower) on the bottom of the player. Hold for 5 seconds before any change occurs.

bottom panel

Loading new songs:

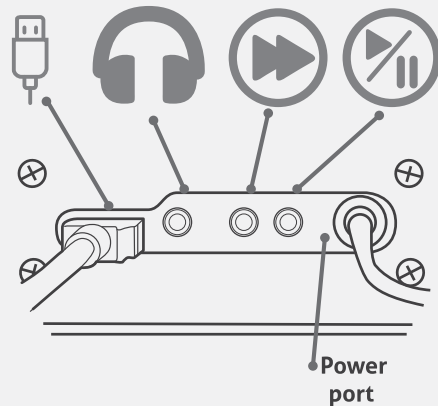
- i) First, unplug the power.
- ii) Then connect the USB cable to your computer & the Music Player.
- iii) The Music Player may appear as 'SMPV100' device on your computer, or it may appear as another 'Drive'.
- iii) 'Copy and paste' or 'drag & drop' your MP3 files across from the computer to the Music Players' Drive (i.e. 'SMPV100' or 'Drive K', etc.)

Please note:

1. Do not plug in the power cable while the device is connected to a computer.
2. Music files will play in the order in which they are added to the player. The Music Pleyer does not have a shuffle function.
3. There are 40 pre-loaded songs on the simpl Music Player.

Back Panel Ports

USB headphone next play/pause



Note: depending on the users cognitive level, we recommend 30-40 songs, however the music player memory can hold up to 1,000 songs.

WARRANTY:

Simpl Technology warrants its Simple Music Player (to be free of defects in material and workmanship) twelve (12) months from the date of purchase. Within the Warranty Period, the warranty is limited to the repair or replacement of defective parts only at the discretion of Manufacturer.

The warranty may be void if the simpl™ Music Player is damaged or destroyed as a result of one or more of the following: wilful abuse or neglect; modification of the unit; using alternative power supplies to that provided; use of organic solvents, strong acids or petroleum-based solvent/ammonia.

SAFETY INSTRUCTIONS:

The device shall not be exposed to dripping or splashing or near a bathtub. The device should be situated away from heat sources such as radiators, heat registers, stoves or other appliance (including amplifiers) that produce heat. The power supply cords should not be routed so that they are not likely to be walked on or pinched by items placed upon or against them, or chewed by pets. To avoid the risk of electric shock, do not remove the cover of the apparatus. There are no user serviceable parts inside. Do not operate this product if the main lead is damaged.

COMPLIANCE:

Operation is subject to the following three conditions: 1) This device may not cause harmful interference. 2) This device must accept any interference received, including interference that may cause undesired operation. 3) Changes or modifications to the electronics in the device by an unauthorized dealer or technician will void the warranty.

WARNING: This product contains chemicals known to the State of California to cause cancer and birth defects or other reproductive harm.

TECHNICAL SUPPORT: DO NOT RETURN UNIT TO RE-SELLER. Please call 1-833-237-4675 or email support@simpltec.com or visit www.simpltec.com/musicplayer for Q&A. . For **WARRANTY SERVICE**, contact us first. USA: SMPL Technology, 340 Royal Poinciana Way, Suite 313/317, Palm Beach, Florida 33480. CANADA; 100 Hanlan Rd. Unit #3, Woodbridge Ontario L4L 4V8

