

# PPA Select™ Receiver PPA R37

Instructions For Use & Care



## Safety Information Hearing Safety

### ⚠ CAUTION!

This product is designed to amplify sounds to a high volume level which could potentially cause hearing damage if used improperly. To protect your hearing and the hearing of others:

1. Make sure the volume is turned down before putting on the earphone or headphone before adjusting the volume to a comfortable level.
2. Set the volume level at the minimum setting that you need to hear.
3. Do not allow children or other unauthorized persons to have access to this product.

## Battery Safety & Disposal

### ⚠ CAUTION!

Do not attempt to recharge alkaline or other non-rechargeable batteries, which may explode, release dangerous chemicals, cause burns, or other serious harm to the user or product.

## Medical Device Safety

### ⚠ CAUTION!

1. Before using this product with an implantable or other medical device, consult your physician or the manufacturer of your implantable or other medical device.
2. If you have a pacemaker or other medical device, make sure that you are using this product in accordance with safety guidelines established by your physician or the implantable device manufacturer.

## Recycling Instructions



Help Williams Sound protect the environment!

Please take the time to dispose of your equipment properly.

## Product Recycling

Please do NOT dispose of your Williams Sound equipment

in the household trash. Please take the equipment to a electronics recycling center; OR, return the product to the factory for proper disposal.

## Battery Recycling

Please do NOT dispose of used batteries in the household trash. Please take the batteries to a retail or community collection point for recycling.

## Operating Instructions

1. Insert two (2) AA batteries ensuring correct polarity. If rechargeable NiMH batteries are to be used with the receiver and a Williams Sound charger, make sure the Alkaline/NiMH switch inside the battery compartment is set to NiMH before charging. See FIG A.

2. Insert the headphone, earphone or neckloop into the output jack.

3. Turn the receiver on by turning the volume control up. The green power LED will blink and then turn on continuously.

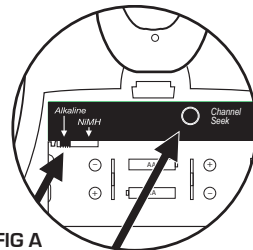


FIG A

4. Press the Channel Seek button inside battery compartment once to seek an active transmitter. See FIG A. If more than one transmitter is being used, push the seek button additional times until you locate the signal you want to hear. Receiver will retain the channel setting when the unit is turned off.

5. To lock or unlock a selected channel, turn the power off. While holding the seek button, turn the power back on.

## LED Flash Codes

Light Code	Indicates	Description
1 blink	Channel locked	Seek press remains on current channel
2 blinks	Channel unlocked	Seek press tunes to next channel present
3 blinks	Channel unlocked; no other channels present	Seek press attempts to find another channel
On-Off-On-Off... (continuous)	Batteries are low	Batteries need to be replaced or recharged
Fade-on, Fade-off... (continuous)	No transmitter present on current channel	Sleep/Power Save mode (extends battery life)

## Battery Information

The PPA R37 Receiver can use two (2) alkaline AA batteries (BAT 001) or two (2) AA rechargeable batteries (BAT 026). Note: The BAT 026 provides longer life than other rechargeables. Do not substitute other rechargeable batteries and chargers.

## Low Battery Indicator

LED will flash at 1 second intervals.

## Recharging

If the PPA R37 is equipped with rechargeable batteries, up to 12 units can be charged at one time in the optional CHG 3512 multicharger. Refer to the MAN 116 charger instruction sheet for complete charging instructions. For ordering information, please contact Williams Sound at 800-843-3544.

## Earpad Cleaning

Do not immerse the earphone in water or other cleaning agent. Foam pads may be removed and washed with a mild laundry soap solution, rinsed thoroughly, and air-dried. You may also opt to purchase new foam pads. Call the factory for more information: 800-843-3544.

## System Specifications

### PPA Select™ Receiver (Model PPA R37)

**Dimensions:** 4.1" H x 2.85 W x 1.38" D (104 mm x 72 mm x 35 mm)

**Weight:** 4.6 oz (130 g) with batteries, 2.6 oz w/o batteries (73g)

**Color:** Black

**Battery Type:** Two (2) AA non-rechargeable alkaline batteries (BAT 001), approx. 48 hours battery life; or Two (2) AA rechargeable NiMH batteries (BAT 026), 1500 mAh, approx. 30 hours battery life.

**Current Consumption:** Nominal 52 mA

**Operating Freq:** 17 channels: 72.1, 72.2, 72.3, 72.4, 72.5, 72.6, 72.7, 72.8, 72.9, 74.7, 75.3, 75.4, 75.5, 75.6, 75.7, 75.8 or 75.9 MHz\*

**FM Deviation:** +/- 75 kHz

**De-emphasis:** 75 uS

**LED Indicator:** Power on : Birght Green. Low Battery: Flashes.

**Sensitivity:** 2 µV at 12 dB SINAD with squelch defeated

**Input Overload:** 100 mV

**Frequency Response:** 200 Hz to 15 kHz +/- 3 dB

**Signal to Noise Ratio:** 65 dB at 100 µV

**Receiver Antenna:** Integral with earphone/headphone cord

**Audio Output:** 35 mW, max 16 ohm load

**Output Connector:** 3.5 mm stereo phone jack, accepts either stereo or mono plug

**Approvals:** FCC, Industrie Canada, RoHS, WEEE

**Warranty:** Five Years, Parts and Labor. 90 days on cords, earphones, headphones, batteries, and other accessories

\*DISCLAIMER: FCC RULES LIMIT USE OF THIS EQUIPMENT TO "AUDITORY ASSISTANCE FOR THE HANDICAPPED."

NOTE: SPECIFICATIONS SUBJECT TO CHANGE WITHOUT NOTICE

This device complies to "RSS-Gen Issue 2 June 2007" for Industry Canada and FCC part 15.105(b) for the United States.

Operation is subject to the following two conditions: (1) this device may not cause interference, and (2) this device must accept any interference, including interference that may cause undesired operation of the device.

This device complies with ICES-003 class B. Test data is available from the manufacturer on request.

## Belt Clip Installation

FIG B

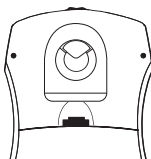
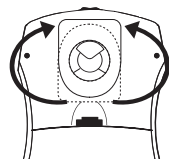


FIG C



For hands free operation of the PPA R37 receiver, use the provided belt clip to secure the unit on your belt, pocket or pants.

To Install: Position the belt clip on the rear of the PPA R37 receiver as shown in FIG B. Turn the belt clip 180° left or right as shown in FIG C. The belt clip is now installed and ready for use.

To Remove: Turn the belt clip 180° so the edge points toward the top of the unit as shown in FIG B. Gently pull the belt clip away from the unit to remove.

## Limited Warranty

Williams Sound products are engineered, designed and manufactured under carefully controlled conditions to provide you with many years of reliable service. Williams Sound warrants the PPA R37 receiver against defects in materials and workmanship for FIVE (5) years. During the first five years from the purchase date, we will promptly repair or replace the PPA R37 receiver.

Earphones, headphones, batteries, cables, carry cases, and all other accessory products carry a 90-day warranty.

WILLIAMS SOUND HAS NO CONTROL OVER THE CONDITIONS UNDER WHICH THIS PRODUCT IS USED. WILLIAMS SOUND, THEREFORE, DISCLAIMS ALL WARRANTIES NOT SET FORTH ABOVE, BOTH EXPRESS AND IMPLIED, WITH RESPECT TO THE PPA R37 RECEIVER, INCLUDING BUT NOT LIMITED TO, ANY IMPLIED WARRANTY OF MERCHANTABILITY OR FITNESS FOR A PARTICULAR PURPOSE. WILLIAMS SOUND SHALL NOT BE LIABLE TO ANY PERSON OR ENTITY FOR ANY MEDICAL EXPENSES OR ANY DIRECT, INCIDENTAL OR CONSEQUENTIAL DAMAGES CAUSED BY ANY USE, DEFECT, FAILURE OR MALFUNCTION OF THE PRODUCT,

If you experience difficulty with your system, call Toll-Free for Customer Assistance:

**1-800-843-3544 (U.S.A.) or  
+1 952 943 2252 (Outside the U.S.A.)**

If it is necessary to return the system for service, your Customer Service Representative will give you a Return Authorization Number (RA) and shipping instructions.

Pack the system carefully and send it to:

**Williams Sound  
Attn: Repair Dept.  
10300 Valley View Rd.  
Eden Prairie, MN 55344**

 **WILLIAMS SOUND®**  
HELPING PEOPLE HEAR  
10300 Valley View Rd., Eden Prairie, MN 55344 U.S.A.  
800.843.3544 | 952.943.2252 | FAX: 952.943.2174  
www.williamsound.com

MAN 154A © 2011, Williams Sound, LLC