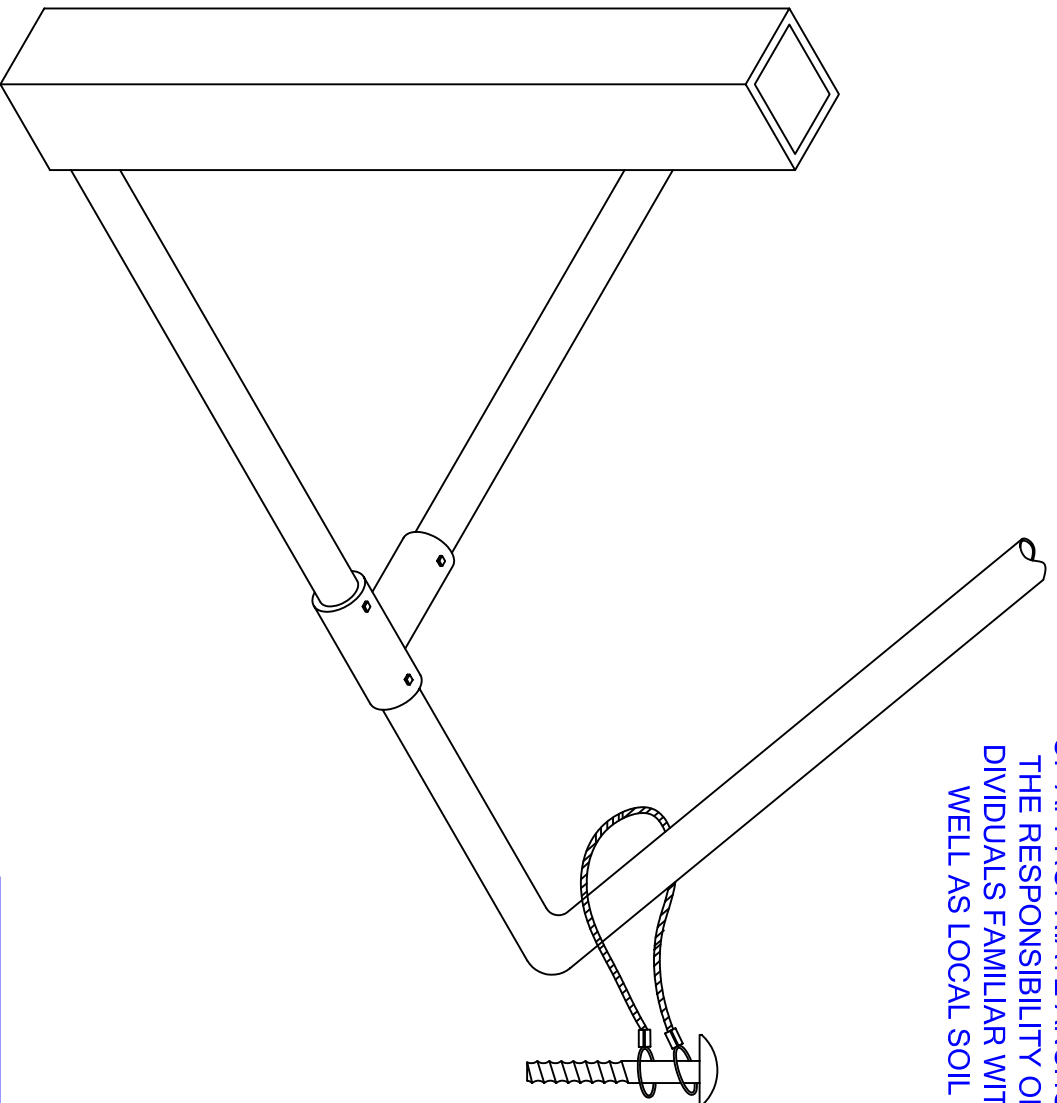
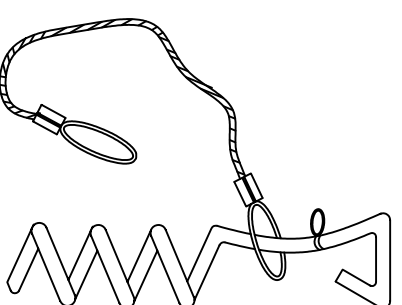


IMPORTANT
ALL PORTABLE SOCCER GOALS SHOULD BE PROPERLY ANCHORED. THE SELECTION OF APPROPRIATE ANCHORING DEVICES IS THE RESPONSIBILITY OF QUALIFIED INDIVIDUALS FAMILIAR WITH THE GOAL AS WELL AS LOCAL SOIL CONDITIONS.

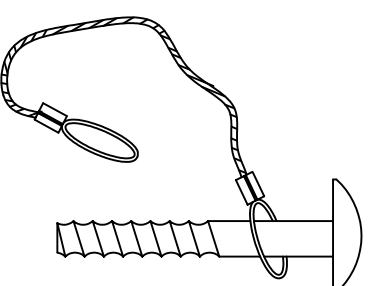


PROPER USE

1. LOCATE THE ANCHOR AS FAR TO THE REAR OF THE GOAL AS POSSIBLE. FASTEN CABLE LANYARD AROUND REAR FRAME AS SHOWN.
2. DRIVE ANCHOR AT SLIGHT ANGLE TO IMPROVE RESISTANCE TO PULL-OUT.
3. DRIVE ANCHOR FULLY AND COMPLETELY FLUSH WITH THE PLAYING SURFACE.



SAS-95



SS-18

MODEL NO.:

PRODUCT NAME:

SOCCER ANCHORS

DRAWN BY: JAC

EFFECTIVE DATE:
5-22-03

Jaypro Sports

976 Hartford Turnpike

Waterford, CT 06385 USA

(800)243-0533

(800)988-3363 Fax

www.jaypro.com