

SD18G75G SD18GS75G

Outdoor Emergency Safety Shower Type: Self-Draining, Combination

Self-draining emergency safety shower with open ABS eye/face wash, suitable for hot climates. The design allows standing water to drain away from the standpipe to ensure the delivery of tepid water. The valve is situated directly above the water inlet; the bleed pipe is fitted above this so standing water can drain into the ground, preventing stagnant water overheating from solar radiation and removing the risk of further injury to the operator. Available with galvanized mild steel or stainless steel pipework. Includes universal eye wash and shower sign for enhanced visibility. ANSI compliant.



shown with optional treadle

Specifications

MATERIALS OF CONSTRUCTION	
PIPEWORK AND FITTINGS (G)	Galvanized mild steel tubulars and fittings
PIPEWORK AND FITTINGS (GS)	Stainless steel tubulars and fittings
OPERATING VALVES	316L stainless steel, two piece stay open valve
SHOWER SPRAY OUTLET	Machine molded nylon 6 red shower nozzle
EYE/FACE WASH BOWL	ABS plastic
EYE WASH DIFFUSERS	Chrome plated brass with stainless steel mesh
SERVICES	
WATER INLET	1 1/4 in Female NPT
DESIGN OPERATING PRESSURE	2.0 to 6 BAR G (29 to 87 PSI)
TEST PRESSURE	10.3 BAR G (149 PSI)
MINIMUM FLOW AT OPERATING PRESSURE	Shower: 76 liters/minute minimum (20 US Gallons). Eye/face wash: 11.4 liters/minute minimum (3 US Gallons)
ENVIRONMENTAL OPERATING TEMPERATURE	
MINIMUM AMBIENT OPERATING TEMPERATURE	5° C (41° F)
MAXIMUM AMBIENT OPERATING TEMPERATURE	45° C (113° F)
OPERATIONAL	
SHOWER SPRAY OPERATION	Hand lever
EYE/FACE WASH OPERATION	Hand lever
NOMINAL WEIGHTS and DIMENSIONS	
DIMENSIONS - STANDARD ORIENTATION (W x D x H)	654 mm (25.8 in) x 751 mm (29.5 in) x 2584 mm (101.7 in) Height includes sign
WEIGHT (NO OPTIONS)	16 kg (35 lb)

HUGHES

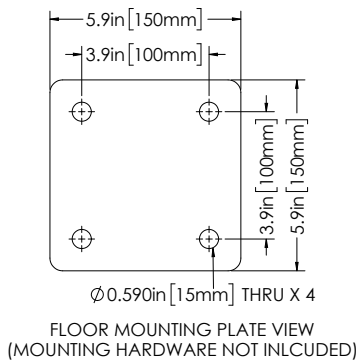
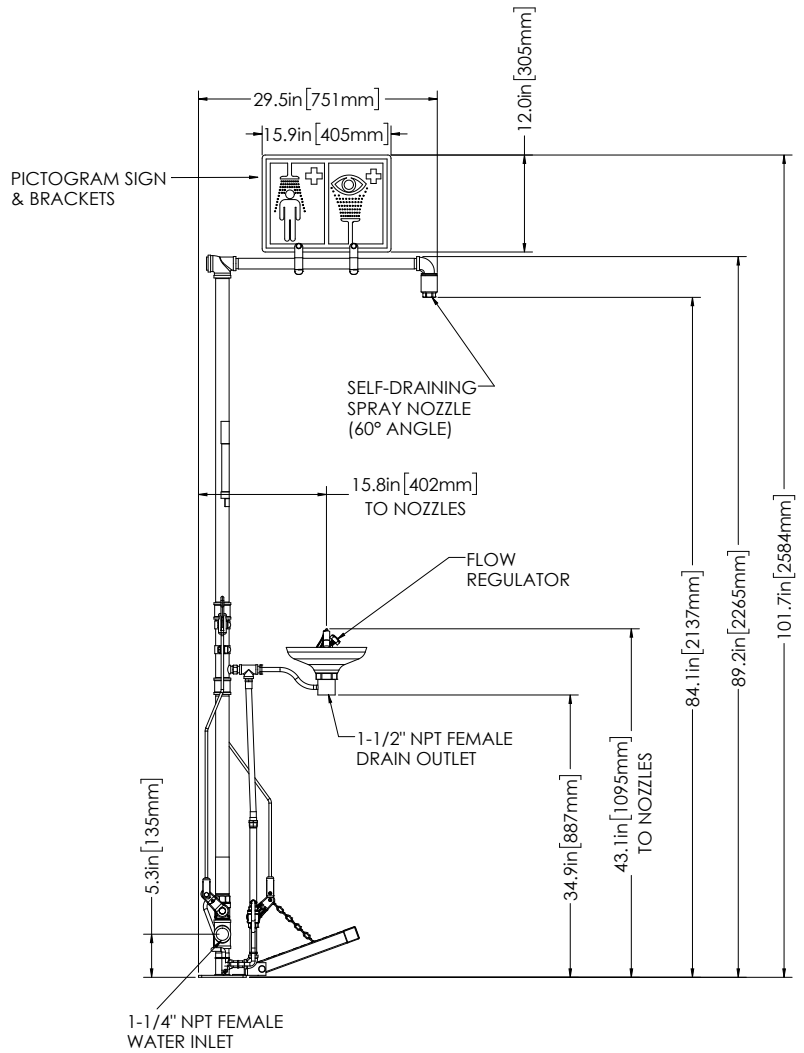
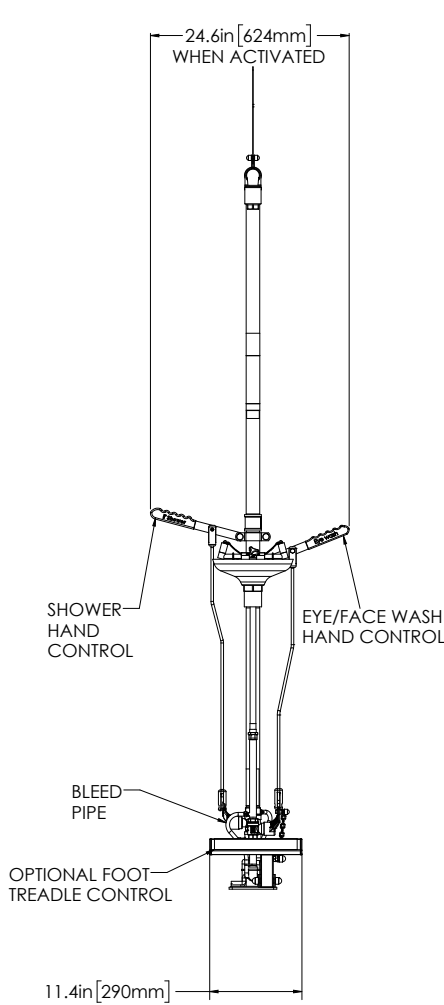


Justrite Safety Group

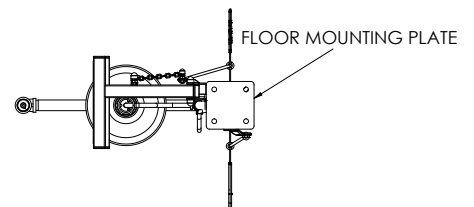
RM07312 RevA

hughes-safety-showers.com

Outdoor Emergency Safety Shower Type: Self-Draining, Combination



VARIATIONS IN MANUFACTURING AND ASSEMBLY ALLOW FOR ±1/8 in [3 mm] PER THREAD JOINT.



For Technical Support Contact:
customer.service@hughes-safety.com • 1-866-312-1652

For Reorder & Sales Support Contact:
custserv@justrite.com • 1-800-798-9250

HUGHES

HUGHES-SAFETY-SHOWERS.COM
Justrite Safety Group

Hughes North America
457 Campbell Street
Sarnia, Ontario N7T 2J1, Canada.