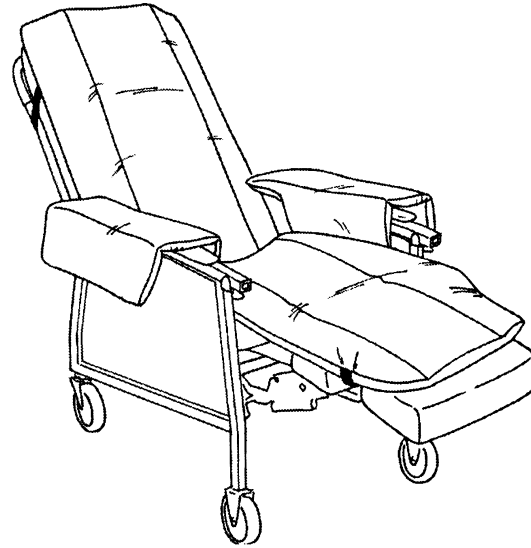


GERI-CHAIR COZY SEAT

Reorder #	Description	Unit
703002	Geri-Chair Cozy Seat/Backrest and seat	Each
703003	Geri-Chair Cozy Seat/Backrest, Seat, leg-rest	Each



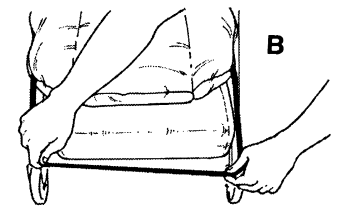
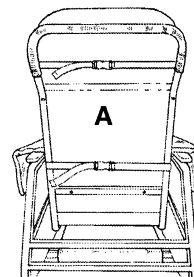
Purpose

Skil-Care's Geri-Chair Cozy Seat provides comfort, pressure relief, and protection against skin tears. Designed to fit all styles of geri-chairs, the Cozy-Seat is reversible.

Instructions for Use

(Follow steps 1-3 for models 703002 and 703003.)

1. Place Cozy-Seat on geri-chair with label indicating "TOP" positioned at the top of the backrest.
2. Drape armrest cushions over armrests.
3. Take loose piece of hook and place it under the armrest in-line with the loop strap in Fig. 1. Then wrap the strap under the armrest and adhere to the hook as shown in Fig. 2.
4. Secure straps behind backrest/ (Illustration A)
5. (For model 703003) Secure elastic band around leg-rest. (Illustration B)



Laundering

The Geri-Chair Cozy Seat is completely launderable. Do not wash or dry at temperatures that exceed 180°F (82°C). Do not use bleach.



Fig. 1



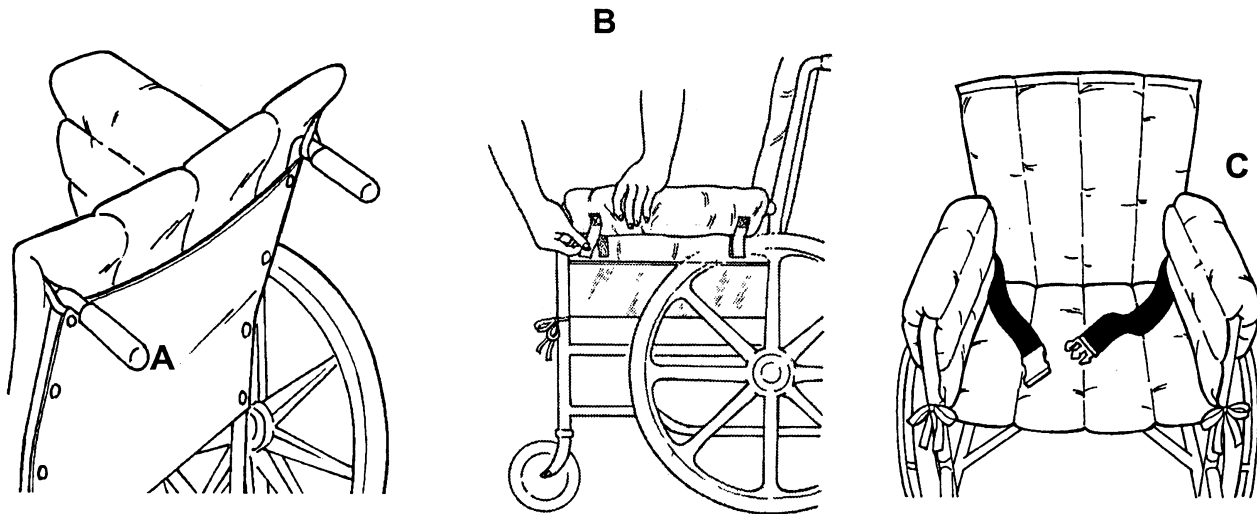
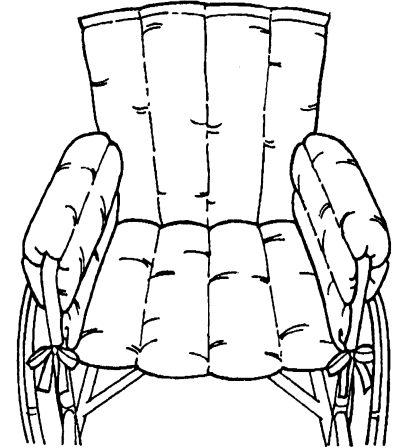
Fig. 2

WHEELCHAIR COZY SEAT

Reorder #	Description	Unit
703005	Wheelchair Cozy Seat/ 16"	Each
703006	Wheelchair Cozy Seat/ 18"	Each

Purpose

Polyfoam padded and covered in brushed fabric. Skil-Care's Wheelchair Cozy Seat provided comfort and warmth. It protects against contact with metal wheelchair parts and cushions the armrests.



Easy to Use

1. Place the Cozy-Seat on the wheelchair and loop the elastic backrest bands over the handles. See illustration A.
2. Secure the Velcro^R closures on the left and right sides of the armrests. Secure the ties on the left and right sides. See illustration B.
3. If the wheelchair user requires a safety or positioning belt, the belt can be brought through the openings at the lower left and right sides of the backrest. See illustration C.

Easy Care

The Cozy Seat is machine launderable. Do not wash or dry at temperatures that exceed 180°F (82°C). Do not use bleach.