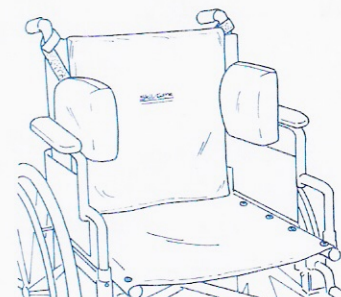


ADJUSTABLE LATERAL SUPPORT

Reorder #	Size	Width Adjustment Range	Unit
706050	Small	8" - 12"	Set
706055	Medium	12" - 18"	Set
706059	Large	16" - 24"	Set



6



5

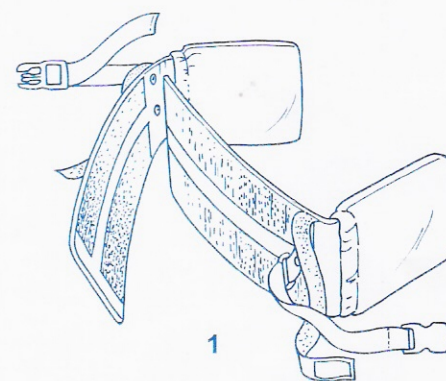
Purpose

Skil-Care's Adjustable Lateral Support prevents lateral leaning in the wheelchair, geri-chair or standard chair. Its design includes side pads that may be easily adjusted to accommodate various body widths to provide maximum support and minimize left-right leaning. The side pads may also be adjusted so that they are below the axilla and do not interfere with the patient's ability to hand-propel the wheelchair.

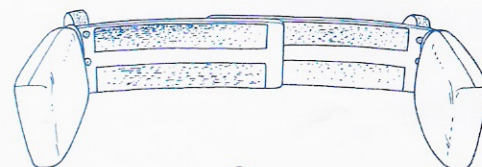
Installation

Before installing this device, make certain that you have selected the proper size for your patient. This is determined by measuring the width of the patient's back just below the armpits and checking that measurement against the Width Adjustment Range for the three models noted above.

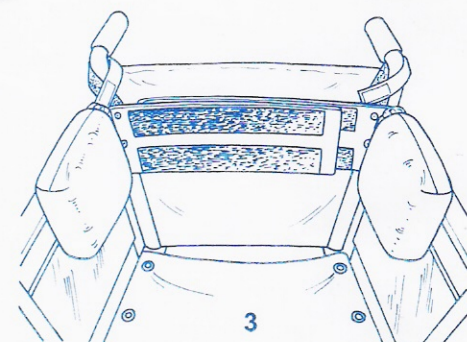
1. Separate the width adjustment panels. (Illustration 1).
2. Set the panels so that distance between the side pads accommodates the width of your patient's back as note above. Secure the Velcro[®] strips (Illustration 2)
3. Hang the device from the wheelchair handles by means of the Velcro[®] tabs (Illustration 3). For use on other than wheelchairs, these straps won't be utilized.
4. Secure and tighten the strap around the back of the wheelchair. (Illustration 4).
5. Secure the backrest pad to the adjustment panels. (Illustration 5)
6. With patient in wheelchair, adjust the height of the side pads so that they are below the axilla and permit the patient to reach the rims of the wheels. (Illustration 6)



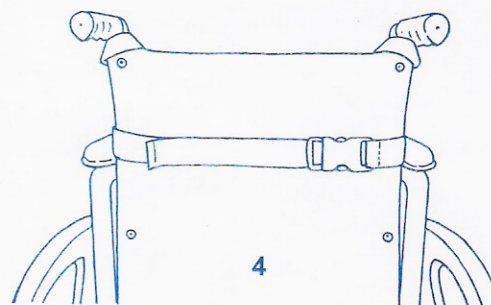
1



2



3



4

Easy Care

The side pads, backrest pad, and adjustment panels may be cleaned with spray-and-wipe cleanser and disinfected with a non-chlorine disinfectant.