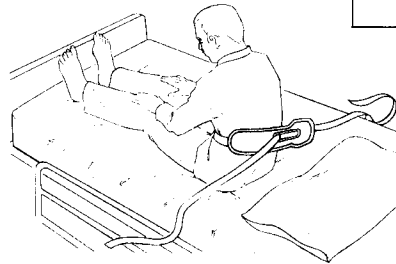
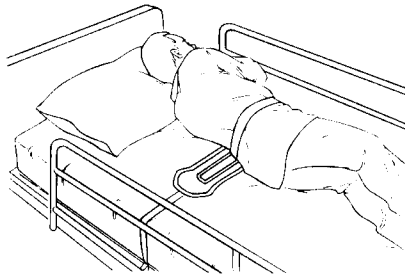


# ROLL-BELT



<b>Reorder #</b> 301300	<b>Size</b> Universal	<b>Unit</b> 1
----------------------------	--------------------------	------------------

**Caution:** Federal law restricts this device to sale by or on the order of a physician or licensed health care professional.

**Indications** - The Skil-Care Roll-Belt is recommended for use with a patient who:

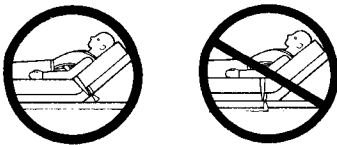
- Requires a safety belt while in bed
- Requires a reminder not to leave the bed without assistance

**Contraindications for Use** - Do not use this device:


- With a patient who has a history of easily removing restraints
- With a patient who slides or moves down toward the foot of the bed
- When the patient is in a wheelchair or geri-chair. This belt is intended for bed use only.

## Application

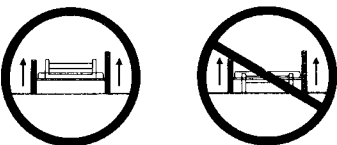
1. Seat patient on bed. Position wide section of Roll-Belt behind patient. Strap located at the end of the wide section opposite the slot s wrapped around patient's waist and threaded through the slot. Extend strap sections to opposite side of the bed. See illustration above.
2. Position patient's hips to the point where the bed form a "V" when raised.



3. Always secure straps to the part of the bed that moves when patient is raised or lowered. Never attach straps to bed rails or any part of the bed that does not move when raised and lowered.



4. Always secure to bed frame. Never secure straps to bed rails.



Always raise and lock bed rails when patient is wearing Roll-Belt. Never leave bed rails in lowered position when patient is unattended.

5. Raise and lock bed rails leaving patient. See **important warnings and cautions** on reverse side.

---

## Laundering

This device should not be laundered or dried at temperatures that exceed 180°F (82°C). Do not use bleach.

See important warnings and cautions below.

---

### Always...

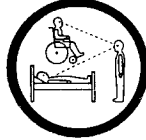
Always inspect condition of device.



Always read package insert to determine if device is intended for wheelchair and/or bed use.



Always monitor patients in restrictive devices. Make certain to follow your facility's procedures for periodic release, toileting, and exercise.



### Never...

Never use a device that has worn or frayed fabric or webbing. Discard damaged units immediately. Do not alter products.



Never use a Skil-Care device as a restraint in a motor vehicle.



Never place a patient wearing a restrictive device in a place where he/she is not easily monitored.



(Date of issue: 9/3/96)

**Skil-Care**<sup>™</sup>  
CORPORATION

*Advanced design for nursing and therapy.*<sup>™</sup>

29 Wells Ave., Yonkers, NY 10701

914-963-2040

800-431-2972

Fax: 914-963-2567

Visit us online  
at [Skil-Care.com](http://Skil-Care.com)