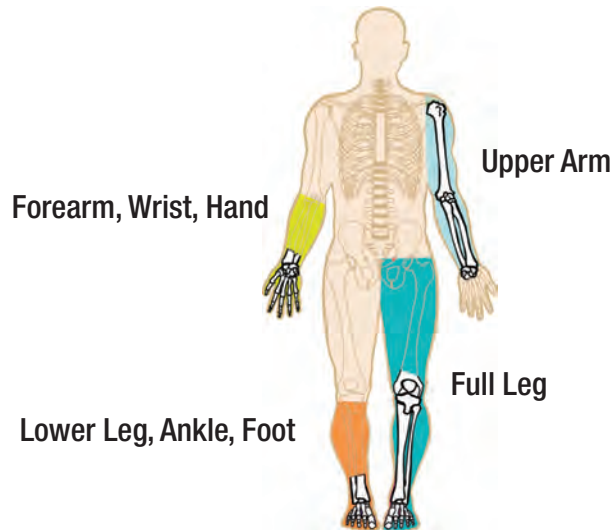


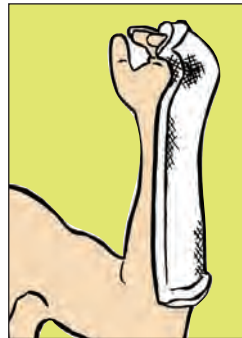
# 3M™ Primacast™ Splint Guide




**Volar**  
2 in x 10 in, 4 in x 15 in,  
3 in x 12 in



**Thumb Spica**  
2 in x 10 in, 3 in x 12 in



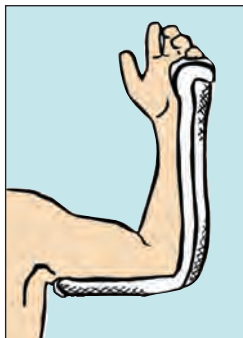
**Ulnar Gutter**  
3 in x 12 in, 4 in x 15 in



**Sugar Tong**  
3 in x 35 in



**Sugar Tong**  
4 in x 30 in, 5 in x 30 in



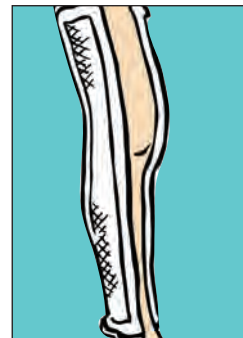
**Posterior Long-Arm**  
4 in x 30 in, 3 in x 35 in,  
5 in x 30 in



**Posterior Short-Leg**  
4 in x 30 in, 6 in x 45 in,  
5 in x 45 in, 8 in x 30 in,  
6 in x 30 in, 8 in x 45 in



**Stirrup**  
5 in x 45 in, 8 in x 30 in,  
6 in x 45 in, 8 in x 45 in



**Medial-Lateral Long-Leg**  
in x 30 in, 6 in x 45 in,  
5 in x 45 in, 8 in x 30 in,  
6 in x 30 in, 8 in x 45 in



**Posterior Long-Leg**  
3 in x 35 in, 6 in x 30 in,  
4 in x 30 in, 6 in x 45 in,  
5 in x 30 in, 8 in x 30 in,  
5 in x 45 in, 8 in x 45 in

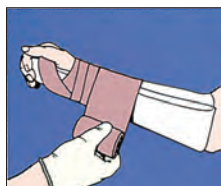


# 3M™ Primacast™ Splint Guide

## Application Instructions - 3M™ Primacast™ Unpadded Splints



1. Gloves must be worn for the application of 3M™ Primacast™ Unpadded Splints.
2. Apply stockinet and/or padding to the extremity.
3. Open pouch. (Remove blue fabric covering.) If desired, splint may be customized to length or shape. Dip splint into cold water. Then remove splint from bucket and squeeze to remove excess water. This allows a curing time of three to four minutes.
4. Apply to patient, overwrapping with an elastic bandage and mold as desired.



**Important note:** Refer to the product insert for complete information related to the use of the 3M™ Primacast™ Unpadded Splint. This guide is intended only as a quick reference.

## Ordering Information

### 3M™ Primacast™ Unpadded Splints

Cat. No.	Size	Quantity/Case	Cat. No.	Size	Quantity/Case
30210	2 in x 10 in	15	30545	5 in x 45 in	10
30312	3 in x 12 in	15	30630	6 in x 30 in	10
30335	3 in x 35 in	15	30645	6 in x 45 in	10
30415	4 in x 15 in	15	30830	8 in x 30 in	10
30430	4 in x 30 in	15	30845	8 in x 45 in	10
30530	5 in x 30 in	10			

### For more information

For additional information contact your 3M Health Care Sales Representative, call the 3M Health Care Customer Helpline at 1-800-228-3957, or visit our web site at [www.3M.com/immobilization](http://www.3M.com/immobilization).



#### 3M Health Care Infection Prevention Division

2510 Conway Avenue  
St. Paul, MN 55144-1000  
USA  
1-800-228-3957  
[www.3M.com/immobilization](http://www.3M.com/immobilization)

3M and Primacast are trademarks of 3M.  
Used under license in Canada.  
Please recycle. Printed in U.S.A.  
© 3M 2013. All rights reserved.  
70-2009-1820-2 (413.1) DPI