

# Pulling Clamps

Pulling Clamps


## The "Ultimate" Sheet Metal Pulling Clamps

These clamps feature 360° self-tightening pull rings, specially designed non-slip teeth and multi-directional pulling brackets. Pulling clamps are gold anodized and fully warranted.

### AES-4460

1-5/8" wide mouth, 182 individual teeth. Great for working in tight areas.

INDIVIDUALLY BOXED



CAPACITY  
5 Ton

### AES-4461

1-5/8" wide mouth, 182 individual teeth. Removable multi-directional pulling bracket.

INDIVIDUALLY BOXED



CAPACITY  
5 Ton

### AES-4462

1-1/4" wide mouth, 2-3/8" extra deep throat. Fits over or around most vehicle flange.

INDIVIDUALLY BOXED



CAPACITY  
3 Ton

### AES-4463

1-1/4" wide mouth, 2" deep throat. Fits over or around most vehicle flange. Most popular and most versatile design.

INDIVIDUALLY BOXED



CAPACITY  
3 Ton

### AES-4464

Same clamp as the AES-4463 (above) with a removable multi-directional pulling bracket.

INDIVIDUALLY BOXED




CAPACITY  
3 Ton

### AES-4465

1-3/4" wide mouth, reduces tearing stress on metal. Designed for really tough pulling jobs.

INDIVIDUALLY BOXED



CAPACITY  
5 Ton



### AES-4466

Our "Duck-Bill Clamp" is a small, narrow self-tightening clamp for use in tight areas on the new compact vehicles.

INDIVIDUALLY BOXED

CAPACITY  
1 Ton


## Multi-Directional Pull Clamp

### AES-C-602

Special design will pull from up to three directions at once. Features dual self-tightening serrated jaws for a positive grip. 7" Overall length, 4-3/4" width.

INDIVIDUALLY BOXED

CAPACITY  
3 Ton



## Pull-Link Clamp

### AES-18302

Jaw width 3-3/4".

INDIVIDUALLY BOXED

CAPACITY  
3 Ton



## Self-Tightening Clamp

### AES-18304

Jaw width 1-3/4".

INDIVIDUALLY BOXED

CAPACITY  
3 Ton



## Self-Tightening 10-1/2" Clamp

### AES-T-402

The harder it's pulled, the tighter it clamps. Serrated jaws open up to 1-1/2".

INDIVIDUALLY BOXED

CAPACITY  
3 Ton



## Mini Edge Mouth Clamp

### AES-C-701

INDIVIDUALLY BOXED

CAPACITY  
3 Ton



## Round Mouth Clamp

### AES-C-702

INDIVIDUALLY BOXED

CAPACITY  
5 Ton




## Thin Heavy Duty Clamp

### AES-C-703

INDIVIDUALLY BOXED

CAPACITY  
10 Ton



## Narrow Pull Clamp

### AES-4451

INDIVIDUALLY BOXED

CAPACITY  
5 Ton



## Multi-Hole Pull Plate

### AES-4452

INDIVIDUALLY BOXED

CAPACITY  
2 Ton



## Eye Bolt & Pull Plate

### AES-4453

INDIVIDUALLY BOXED

CAPACITY  
1 Ton



## Boltless Strut Tower Puller

### AES-4454

Designed for strut towers without bolts. Strut tower must be removed to use puller. Use to correct chassis dimensions to factory specifications.


INDIVIDUALLY BOXED

## Quick Pull Hook

### AES-4455

INDIVIDUALLY BOXED

CAPACITY  
5 Ton



## 3/8" Twin Pull

### AES-C-902

INDIVIDUALLY BOXED

CAPACITY  
6 Ton



## 3/8" Chain Link

### AES-C-903

Use to link two chains together.

INDIVIDUALLY BOXED

CAPACITY  
6 Ton

